Product eCatalog

A2-70

STAINLESS STEEL MATERIAL PROPERTIES

Stainless steel

Stainless Steel falls into three basic material groups.

- Austenitic (A)
- Martensitic (M)
- Ferritic (F)

Martensitic and Ferritic groups are rarely used for the production of commercial fasteners and are not included for that reason.

Austenitic or Chromium-nickel Steel is the most commonly used for fasteners and is subdivided into 3 steel grades each with its own specific properties.

A1 = Free cutting quality, superior machinability due to higher Phosphorus and Sulphur content, the general corrosion resistance is lower. Seldom used in mass produced fasteners.

A2 = Most commonly used grade of Stainless Steel also called 18/8. Outstanding corrosion resistance under normal atmospheric conditions, wet surroundings, oxidizing and organic acids and many alkalic and salt solutions.

A4 = Highest level of corrosion resistance also called "Acid Proof". Increased nickel content and the addition of molybdenum. More resistant to aggressive climates such as seawater (chlorides) and industrial (sulphur dioxide) climate and oxidizing acids.

Chemical composition

The wide limits for the percentages of the alloying elements in ISO3506 allow for a great choice of austenitic steel types. The following table lists some of the most popular types.

	Chemical Composition % [1]								Type			
Grade	C	Si	Mn	P	S	Cr	Mo[8]	Ni	W.Nr	AISI	ISO	Notes
A1	0.12	1.0	2.0	0.20	0.15-0.35	17.0-19.0	0.60	8.0-10.0	1.4305	303	17	2, 3
A2	0.08	1.0	2.0	0.05	0.03	17.0-20.0		8.0-13.0	1.4301 1.4541	304 321	11 15	3, 4, 6, 7 5
A4	0.08	1.0	2.0	0.05	0.03	16.0-18.5	2.0-3.0	10.0-14.0	1.4401 1.4571	316 316Ti	20 21	3, 4, 6 5

Notes: -

1) Maximum values unless stated otherwise.
2) Sulphur may be substituted by Selenium
3) May contain Titanium <5 x C up to 0.8%.
4) May contain Niobium and/or Tantalum > 10 x C up to 1.0%.
5) Containing Titanium >5 x C up to 0.8%.
6) May contain Copper up to 4.0%
7) Molybdenum may also be present at manufacturers option.
8) Maximum Molybdenum content may be specified by customer in certain applications.

CONTENTS

NUTS Page VI
WASHERS Page VIII
SOCKET SCREWS Page X
HEXAGONS Page XI
MACHINE SCREWS Page XII
SELF TAPPING SCREWS Page XIV
SCREWS FOR PLASTICS Page XV
SECURITY SCREWS Page XVI
SLOTTED GRUBSCREWS Page XVII
WOODSCREWS Page XVIII
PINS Page XIX
STUDS Page XX
CHIPBOARD SCREWS Page XXI
RETAINING RINGS Page XXII
SELF DRILLING Page XXIII
DRIVE BITS Page XXIV
RIVETS Page XXV
KNURLED FASTENERS Page XXVI
ALLIED PRODUCTS Page XXVII
PIPE PLUGS Page XXVIII
SHOULDER SCREWS Page XXIX
BUMAX Page XXX

NUTS

HEXAGON FULL NUTS

Click for
METRIC p112 INCH p360

HEXAGON THIN NUTS

Click for
METRIC p31 INCH p365

FINE THREAD HEXAGON FULL NUTS DIN 934

Click for
METRIC p114

FINE THREAD HEXAGON THIN NUTS DIN 439

Click for
METRIC p29

LEFT HAND THREAD HEXAGON FULL NUTS DIN 934

Click for
METRIC p115

LEFT HAND THREAD HEXAGON THIN NUTS DIN 439

Click for
METRIC p30

NYLON INSERT NUTS

Click for
METRIC p146 INCH p438

NYLON INSERT NUTS HIGH TYPE DIN 982

Click for
METRIC p145

ALLMETAL SELF LOCKING NUTS ART.980

Click for
METRIC p144

SERRATED FLANGED NUTS

Click for
METRIC p177 INCH p442

NON SERRATED FLANGED NUTS

Click for
METRIC p178

NYLON INSERT SERRATED FLANGE NUTS DIN 6926

Click for
METRIC p179

HEXAGON DOMED NUTS

Click for
METRIC p154 INCH p443

NYLON INSERT DOMED NUTS DIN 986

Click for
METRIC p147

HEXAGON CAP NUTS DIN 917

Click for
METRIC p94

SQUARE NUTS

Click for
METRIC p56 INCH p367

CHAMFERED SQUARE NUTS DIN 557

Click for
METRIC p55

WING NUTS

Click for
METRIC p23 INCH p445

SLOTTED ROUND NUTS DIN 546

Click for
METRIC p50

SELF LOCKING COUNTER (PAL) NUTS DIN 7967

Click for
METRIC p193

KNURLED THUMB NUTS HIGH TYPE DIN 466

Click for
METRIC p39

KNURLED THUMB NUTS THIN TYPE DIN 467

Click for
METRIC p41

LIFTING EYE NUTS (CAST) ART.582

Click for
METRIC p61

LIFTING EYE NUTS (DROP FORGED) ART.582

Click for
METRIC p62

LIFTING EYE BOLTS (CAST) ART.580

Click for
METRIC p59

NUTS continued

LIFTING EYE BOLTS (DROP FORGED) ART.580

Click for METRIC p60



HEXAGON NUTS TYPE B, DIN 6330

Click for METRIC p159

STUDDING CONNECTOR NUTS DIN 6334

Click for METRIC p160

4 PRONG DRIVE IN NUTS FOR WOOD (TEE-NUT)

Click for METRIC p239

CAGE NUTS

Click for METRIC p240

HEXAGON CASTLE NUTS DIN 935

Click for METRIC p116

HEXAGON CASTLE NUTS THIN TYPE DIN 937

Click for METRIC p117

HEXAGON WELD NUTS DIN 929

Click for METRIC p99

SQUARE WELD NUTS DIN 928

Click for METRIC p98

NYLON INSERT NUTS THIN TYPE

Click for INCH p440

USA SMALL PATTERN HEXAGON NUTS

Click for INCH p446

USA HEAVY HEXAGON FULL NUTS ANSI B18.2.2

Click for INCH p363

USA KEP NUTS

Click for INCH p447

WASHERS

FORM A FLAT WASHERS DIN 125

Click for METRIC p15

FORM B FLAT WASHERS BS4320

Click for METRIC p253

FORM C FLAT WASHERS BS4320

Click for METRIC p252

PENNY WASHERS

Click for METRIC p241

WOOD CONSTRUCTION WASHERS DIN 440R

Click for METRIC p33

WOOD CONSTRUCTION WASHERS (SQUARE HOLE) DIN 440V

Click for METRIC p34

DIN 7349 HEAVY FLAT WASHERS

Click for METRIC p180

RECTANGULAR SECTION SPRING WASHERS DIN 127B

Click for METRIC p17

SQUARE SECTION SPRING WASHERS DIN 7980

Click for METRIC p198

DIN 128A CURVED SPRING WASHERS

Click for METRIC p19

DIN 137A CURVED WASHERS

Click for METRIC p21

DIN 137B WAVE WASHERS

Click for METRIC p22

DIN 6796 CONICAL WASHERS

Click for METRIC p161

DIN 433 FLAT WASHERS

Click for METRIC p27

DIN 9021 FLAT WASHERS

Click for METRIC p237

ISO 7089 FLAT WASHERS 200HV

Click for METRIC p255

ISO 7090 CHAMFERED FLAT WASHERS 200HV

Click for METRIC p257

ISO 7093-1 LARGE SERIES FLAT WASHERS 200HV

Click for METRIC p259

DIN 988 SHIM WASHERS

Click for METRIC p148

LOCKING WASHER S TYPE

Click for METRIC p242

DISC SPRINGS DIN 2093

Click for METRIC p155

INTERNAL TOOTH WASHERS DIN 6797 J

Click for METRIC p164

EXTERNAL TOOTH WASHERS DIN 6797 A

Click for METRIC p162

INTERNAL TOOTH WASHERS DIN 6798 J

Click for METRIC p168

EXTERNAL TOOTH WASHERS DIN 6798 A

Click for METRIC p166

WASHERS continued

CRINKLE WASHERS BS4463

Click for METRIC p254

SOLID METAL FINISHING WASHERS (NF E 27-619)

Click for METRIC p282

STAMPED METAL FINISHING WASHERS (NF E 27-619)

Click for METRIC p283

BONDED SEALING WASHERS WITH GREY EPDM

Click for METRIC p243

AFNOR SERRATED CONICAL SPRING WASHERS TYPE M (NF E 25-511)

Click for METRIC p289

AFNOR FLAT WASHERS (NF E 25-514) TYPE Z

Click for METRIC p284

AFNOR FLAT WASHERS (NF E 25-514) TYPE M

Click for METRIC p285

AFNOR FLAT WASHERS (NF E 25-514) TYPE L

Click for METRIC p287

AFNOR FLAT WASHERS (NF E 25-514) TYPE LL

Click for METRIC p288

USA FLAT WASHERS ANSI B18.22.1

Click for INCH p368

USA SPRING WASHERS ANSI B18.21.1

Click for INCH p370

USA INTERNAL TOOTH WASHERS ANSI B18.21.1

Click for INCH p372

USA EXTERNAL TOOTH WASHERS ANSI B18.21.1

Click for INCH p373

USA 800 SERIES FLAT WASHERS

Click for INCH p448

SOCKET SCREWS

SOCKET CAP SCREWS

Click for
METRIC p74 INCH p374

TX CAP SCREWS ISO 14579

Click for
METRIC p272

SOCKET CAP SCREWS WITH SERRATION DIN 912

Click for
METRIC p84

SOCKET BUTTON SCREWS

Click for
METRIC p261 INCH p380

TX BUTTON SCREWS ISO 7380-1

Click for
METRIC p263

FLANGED SOCKET BUTTONS ISO 7380-2

Click for
METRIC p265

FLANGED TX BUTTONS ISO 7380-2

Click for
METRIC p267

LOW HEAD SOCKET CAP SCREWS

Click for
METRIC p212 INCH p382

TX LOW HEAD CAP SCREWS ISO 14580

Click for
METRIC p274

LOW HEAD SOCKET CAP SCREWS DIN 6912

Click for
METRIC p171

SOCKET COUNTERSUNK SCREWS

Click for
METRIC p221 INCH p383

SOCKET SET SCREWS CUP POINT

Click for
METRIC p92 INCH p387

SOCKET SET SCREWS FLAT POINT

Click for
METRIC p85 INCH p391

SOCKET SET SCREWS CONE POINT

Click for
METRIC p88 INCH p392

SOCKET SET SCREWS DOG POINT

Click for
METRIC p90 INCH p393

HEXAGONS

HEXAGON HEAD SET SCREWS

Click for
METRIC p104 INCH p394

HEXAGON HEAD BOLTS

Click for
METRIC p100 INCH p398

CARRIAGE BOLTS FULL THREAD

Click for
METRIC p63 INCH p402

CARRIAGE BOLTS

Click for
METRIC p66 INCH p403

FLANGED HEXAGON BOLTS DIN 6921

Click for
METRIC p173

SERRATED FLANGED HEXAGON BOLTS DIN 6921

Click for
METRIC p175

HEXAGON HEAD COACH SCREWS

Click for
METRIC p57 INCH p405

SLOTTED HEXAGON HEAD SET SCREW DIN 933SZ

Click for
METRIC p110

MACHINE SCREWS

SLOT CHEESE MACHINE SCREWS DIN 84

Click for
METRIC p3

SLOT PAN MACHINE SCREWS

Click for
METRIC p5
INCH p407

SLOT PAN SHOULDER SCREWS DIN 923

Click for
METRIC p97

LARGE HEAD SLOT PAN MACHINE SCREWS DIN 921

Click for
METRIC p96

REDUCED HEAD SLOT PAN MACHINE SCREWS DIN 920

Click for
METRIC p95

SLOT COUNTERSUNK MACHINE SCREWS

Click for
METRIC p122
INCH p409

POZI PAN MACHINE SCREWS DIN 7985 Z

Click for
METRIC p217

POZI COUNTERSUNK MACHINE SCREWS DIN 965 Z

Click for
METRIC p129

PHILLIPS PAN MACHINE SCREWS

Click for
METRIC p215
INCH p413

PHILLIPS COUNTERSUNK MACHINE SCREWS

Click for
METRIC p126
INCH p417

TX PAN MACHINE SCREWS

Click for
METRIC p219
INCH p452

TX COUNTERSUNK MACHINE SCREWS

Click for
METRIC p132
INCH p453

POZI RAISED COUNTERSUNK MACHINE SCREWS DIN 966 Z

Click for
METRIC p136

SLOT RAISED COUNTERSUNK MACHINE SCREWS

Click for
METRIC p124
INCH p421

PHILLIPS RAISED COUNTERSUNK MACHINE SCREWS

Click for
METRIC p134
INCH p422

TX RAISED COUNTERSUNK MACHINE SCREWS DIN 966 TX

Click for
METRIC p138

SLOT MUSHROOM MACHINE SCREWS

Click for
METRIC p280
INCH p423

POZI PAN THREAD ROLLING SCREWS DIN 7500C

Click for
METRIC p181

POZI COUNTERSUNK THREAD ROLLING SCREWS DIN 7500M

Click for
METRIC p183

TX PAN THREAD ROLLING SCREWS DIN 7500C TX

Click for
METRIC p182

TX COUNTERSUNK THREAD ROLLING SCREWS DIN 7500M TX

Click for
METRIC p184

WING SCREWS DIN 316

Click for
METRIC p24

KNURLED THUMB SCREWS DIN 464

Click for
METRIC p35

KNURLED THUMB SCREWS WITH SLOT DIN 465

Click for
METRIC p37

SLOTTED CAPSTAN SCREWS DIN 404

Click for
METRIC p25

MACHINE SCREWS continued

SLOT FILLISTER MACHINE SCREWS ANSI B18.6.3

Click for INCH p424

SLOT BINDING MACHINE SCREWS ANSI B18.6.3

Click for INCH p428

SLOT ROUND MACHINE SCREWS ANSI B18.6.3

Click for INCH p430

PHILLIPS MUSHROOM MACHINE SCREWS ANSI B18.6.3

Click for INCH p432

SELF TAPPING SCREWS

POZI PAN AB SELF TAPPING SCREWS DIN 7981C Z

Click for METRIC p202

POZI PAN B SELF TAPPING SCREWS DIN 7981F Z

Click for METRIC p204

POZI COUNTERSUNK AB SELF TAPPING SCREWS DIN 7982C Z

Click for METRIC p206

POZI RAISED COUNTERSUNK AB SELF TAPPING SCREWS DIN 7983C Z

Click for METRIC p210

SLOT PAN AB SELF TAPPING SCREWS DIN 7971C

Click for METRIC p194

SLOT COUNTERSUNK AB SELF TAPPING SCREWS DIN 7972C

Click for METRIC p195

SLOT RAISED COUNTERSUNK AB SELF TAPPING SCREWS DIN 7973C

Click for METRIC p196

PHILLIPS PAN AB SELF TAPPING SCREWS DIN 7981C H

Click for METRIC p200

PHILLIPS COUNTERSUNK AB SELF TAPPING SCREWS DIN 7982C H

Click for METRIC p205

PHILLIPS COUNTERSUNK B SELF TAPPING SCREWS DIN 7982F H

Click for METRIC p208

PHILLIPS RAISED COUNTERSUNK AB SELF TAPPING SCREWS DIN 7983C H

Click for METRIC p209

TX PAN AB SELF TAPPING SCREWS DIN 7981C TX

Click for METRIC p203

TX COUNTERSUNK AB SELF TAPPING SCREWS DIN 7982C TX

Click for METRIC p207

TX RAISED COUNTERSUNK AB SELF TAPPING SCREWS DIN 7983C TX

Click for METRIC p211

HEXAGON HEAD AB SELF TAPPING SCREWS DIN 7976C

Click for METRIC p197

SOCKET CAP HEAD SELF TAPPING SCREWS

Click for METRIC p244

ROUND HEAD HAMMER DRIVES ANSI B18.6.4

Click for INCH p433

SCREWS FOR PLASTICS

POZI PAN POLYTECH 30

Click for METRIC p290

PHILLIPS PAN HEAD POLYTECH 30

Click for METRIC p291

POZI COUNTERSUNK POLYTECH 30

Click for METRIC p292

PHILLIPS COUNTERSUNK HEAD POLYTECH 30

Click for METRIC p293

TX PAN POLYTECH 30

Click for METRIC p294

TX COUNTERSUNK POLYTECH 30

Click for METRIC p295

POZI FLANGED POLYTECH 30

Click for METRIC p296

TX FLANGED POLYTECH 30

Click for METRIC p297

POZI PAN POLYFIX 45

Click for METRIC p298

POZI COUNTERSUNK POLYFIX 45

Click for METRIC p299

TX PAN POLYFIX 45

Click for METRIC p300

TX COUNTERSUNK POLYFIX 45

Click for METRIC p301

POZI FLANGED POLYFIX 45

Click for METRIC p302

SECURITY SCREWS

PIN TX BUTTON SCREWS

Click for
METRIC p303 INCH p454

PIN TX COUNTERSUNK SCREWS

Click for
METRIC p305 INCH p455

PIN TX RAISED COUNTERSUNK SCREWS

Click for
METRIC p306

PIN TX BUTTON SELF TAPPING SCREWS

Click for
METRIC p307

PIN TX COUNTERSUNK SELF TAPPING SCREWS

Click for
METRIC p308

PIN TX BARREL NUTS

Click for
METRIC p309

PIN HEX BUTTON SCREWS

Click for
METRIC p310 INCH p456

PIN HEX COUNTERSUNK SCREWS

Click for
METRIC p311 INCH p457

PIN HEX RAISED COUNTERSUNK SCREWS

Click for
METRIC p312

PIN HEX BUTTON SELF TAPPING SCREWS

Click for
METRIC p313

PIN HEX COUNTERSUNK SELF TAPPING SCREWS

Click for
METRIC p314

2HOLE PAN SCREWS

Click for
METRIC p315

2HOLE COUNTERSUNK SCREWS

Click for
METRIC p316

2HOLE RAISED COUNTERSUNK SCREWS

Click for
METRIC p317

2HOLE PAN SELF TAPPING SCREWS

Click for
METRIC p318

2HOLE COUNTERSUNK SELF TAPPING SCREWS

Click for
METRIC p319

SLOTTED GRUBSCREWS

SLOTTED SET SCREWS CUP POINT DIN 438

Click for METRIC p28

SLOTTED SET SCREWS FLAT POINT DIN 551

Click for METRIC p51

SLOTTED SET SCREWS CONE POINT DIN 553

Click for METRIC p53

SLOTTED SET SCREWS PART THREAD DIN 427

Click for METRIC p26

WOODSCREWS

POZI COUNTERSUNK WOODSCREWS DIN 7997 Z

Click for METRIC p235

POZI RAISED COUNTERSUNK WOODSCREWS DIN 7995 Z

Click for METRIC p224

POZI ROUND WOODSCREWS DIN 7996 Z

Click for METRIC p234

SLOT COUNTERSUNK WOODSCREWS DIN 97

Click for METRIC p13

SLOT RAISED COUNTERSUNK WOODSCREWS DIN 95

Click for METRIC p9

SLOT ROUND WOODSCREWS DIN 96

Click for METRIC p11

SQUARE DRIVE DECKING SCREWS

Click for METRIC p245

TX MUSHROOM HEAD WOODSCREWS

Click for METRIC p246

POZI RAISED COUNTERSUNK WOODSCREWS DIN 7995 15MM SEALING WASHER

Click for METRIC p226

POZI RAISED COUNTERSUNK WOODSCREWS DIN 7995 20MM SEALING WASHER

Click for METRIC p228

POZI RAISED COUNTERSUNK WOODSCREWS DIN 7995 25MM SEALING WASHER

Click for METRIC p230

TX RAISED COUNTERSUNK WOODSCREWS DIN 7995 20MM SEALING WASHER

Click for METRIC p231

TX RAISED COUNTERSUNK WOODSCREWS DIN 7995 25MM SEALING WASHER

Click for METRIC p233

PINS

DOWEL PINS

Click for
METRIC p1
INCH p434

SLOTTED SPRING PINS

Click for
METRIC p269
INCH p436

FULL LENGTH TAPER GROOVED PINS DIN 1471

Click for
METRIC p150

HALF LENGTH TAPER GROOVED PINS DIN 1472

Click for
METRIC p151

FULL LENGTH PARALLEL GROOVED PINS DIN 1473

Click for
METRIC p152

SPLIT PINS DIN 94

Click for
METRIC p7

STUDS

THREADED ROD

Click for
METRIC p140
INCH p450

THREADED STUDS DIN 976

Click for
METRIC p142

LEFT HAND THREADED ROD DIN 975

Click for
METRIC p141

DOUBLE END STUDS DIN 938

Click for
METRIC p118

DOUBLE END STUDS DIN 939

Click for
METRIC p120

CHIPBOARD SCREWS

POZI COUNTERSUNK CHIPBOARD SCREWS FULL THREAD

Click for METRIC p320

POZI COUNTERSUNK CHIPBOARD SCREWS

Click for METRIC p322

TX COUNTERSUNK CHIPBOARD SCREWS FULL THREAD

Click for METRIC p324

TX COUNTERSUNK CHIPBOARD SCREWS

Click for METRIC p325

TX COUNTERSUNK SELF DRILL CHIPBOARD SCREWS

Click for METRIC p327

POZI PAN CHIPBOARD SCREWS FULL THREAD

Click for METRIC p328

TX PAN CHIPBOARD SCREWS FULL THREAD

Click for METRIC p330

TX PAN CHIPBOARD SCREWS

Click for METRIC p331

POZI RAISED COUNTERSUNK CHIPBOARD SCREWS FULL THREAD

Click for METRIC p332

RETAINING RINGS

E-CLIPS DIN 6799

Click for
METRIC
p170

INTERNAL CIRCLIPS DIN 472

Click for
METRIC
p46

EXTERNAL CIRCLIPS DIN 471

Click for
METRIC
p43

SELF DRILLING

HEXAGON WASHER SELF DRILLING DIN 7504K

Click for METRIC p185

POZI PAN SELF DRILLING DIN 7504N Z

Click for METRIC p189

PHILLIPS PAN SELF DRILLING DIN 7504N H

Click for METRIC p188

TX PAN SELF DRILLING DIN 7504N TX

Click for METRIC p187

POZI COUNTERSUNK SELF DRILLING DIN 7504P Z

Click for METRIC p192

PHILLIPS COUNTERSUNK SELF DRILLING DIN 7504P H

Click for METRIC p191

TX COUNTERSUNK SELF DRILLING DIN 7504P TX

Click for METRIC p190

DRIVE BITS

POZI

Click for METRIC p333

PHILLIPS

Click for METRIC p334

PIN TX

Click for METRIC p335

PIN HEX

Click for METRIC p337

SQUARE

Click for METRIC p336

2HOLE

Click for METRIC p338

PIN TX KEY WRENCH

Click for METRIC p340

PIN HEX KEY WRENCH

Click for METRIC p339

RIVETS

DOME RIVETS ISO 15983

Click for METRIC p276

COUNTERSUNK HEAD RIVETS ISO 15984

Click for METRIC p278

SEALED DOME RIVETS ISO 16585

Click for METRIC p279

FLAT HEAD KNURLED INSERT NUT

Click for METRIC p247

COUNTERSUNK KNURLED INSERT NUT

Click for METRIC p248

REDUCED CSK KNURLED INSERT NUT

Click for METRIC p249

FLAT HEAD HALF HEX INSERT NUT

Click for METRIC p250

REDUCED CSK HALF HEX INSERT NUT

Click for METRIC p251

ROUND HEAD SOLID RIVETS DIN 660

Click for METRIC p69

COUNTERSUNK HEAD SOLID RIVETS DIN 661

Click for METRIC p71

KNURLED FASTENERS

KNURLED THUMB SCREWS DIN 464

Click for METRIC p36

KNURLED THUMB SCREWS WITH SLOT DIN 465

Click for METRIC p38

KNURLED THUMB NUTS HIGH TYPE DIN 466

Click for METRIC p40

KNURLED THUMB NUTS THIN TYPE DIN 467

Click for METRIC p42

ALLIED PRODUCTS

HOSE CLAMPS WORM GEAR DRIVE DIN 3017

Click for METRIC p157

PIPE PLUGS

SOCKET PIPE PLUGS

Click for
METRIC
p72

SOCKET PIPE PLUGS WITH COLLAR

Click for
METRIC
p73

SHOULDER SCREWS

SOCKET SHOULDER SCREWS

Click for METRIC p341 INCH p458

SLOTTED SHOULDER SCREWS

Click for METRIC p345 INCH p466

ULTRA LOW HEAD SLOTTED SHOULDER SCREWS

Click for METRIC p346 INCH p468

KNURLED SOCKET SHOULDER SCREWS

Click for METRIC p342 INCH p459

LOW HEAD SLOTTED SHOULDER SCREWS

Click for INCH p467

LOW HEAD SOCKET SHOULDER SCREWS

Click for INCH p463

ULTRA LOW HEAD SOCKET SHOULDER SCREWS

Click for METRIC p344 INCH p464

TX SHOULDER SCREWS

Click for INCH p465

BUMAX

BUMAX HEXAGON FULL NUTS

Click for
METRIC p351 INCH p471

BUMAX FLAT WASHERS 200HV

Click for
METRIC p355 INCH p472

BUMAX SOCKET CAP SCREWS

Click for
METRIC p352 INCH p473

BUMAX SOCKET COUNTERSUNK SCREWS

Click for
METRIC p356

BUMAX HEXAGON SET SCREWS

Click for
METRIC p349 INCH p469

BUMAX HEXAGON BOLTS

Click for
METRIC p347 INCH p470

BUMAX TORX PAN MACHINE SCREWS

Click for
METRIC p359

BUMAX TORX COUNTERSUNK MACHINE SCREWS

Click for
METRIC p358

DOWEL PINS DIN 7

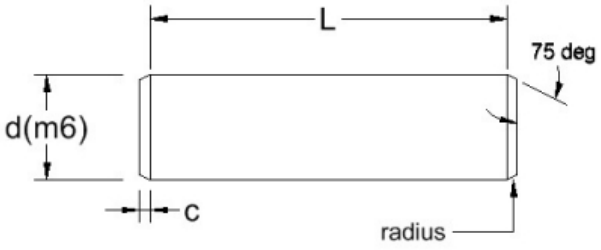

Material grades: A2:● A4: ▲

c	0.15	0.23	0.3	0.4	0.45	0.6	0.75	0.9	1.2	1.5	1.8	2.5	3				
Length/dim	**1.0**	**1.5**	**2.0**	**2.5**	**3.0**	**4.0**	**5.0**	**6.0**	**8.0**	**10**	**12**	**16**	**20**				
3	●▲	●	●														
4	●▲	●▲	●▲	●▲	●▲												
5	●▲	●▲	●▲	●▲	●▲	●▲											
6	●▲	●▲	●▲	●▲	●▲	●▲	●▲										
8	●▲	●▲	●▲	●▲	●▲	●▲	●▲	●▲									
10	●▲	●▲	●▲	●▲	●▲	●▲	●▲	●▲	●▲	●▲	●						
12	●▲	●▲	●▲	●▲	●▲	●▲	●▲	●▲	●▲	●▲	●▲						
14	●▲	●▲	●▲	●▲	●▲	●▲		●▲	●▲	●▲	●▲						
16	●▲	●▲	●▲	●▲	●▲	●▲	●▲	●▲	●▲	●▲	●▲						
18	●	▲	●▲	●▲	●▲	●▲	●▲	●▲	●▲	●▲	●▲						
20	●	●▲	●▲	●▲	●▲	●▲	●▲	●▲	●▲	●▲	●▲						
22							●▲										
24		●▲	●▲	●▲	●▲	●▲	●▲	●▲	●▲	●▲	●▲		●				
26										●▲							
28		●▲	●▲	●	●▲	●▲	●▲	●▲	●▲	●▲	●▲	●▲					
30					●			●▲	●▲	●▲							
32			●	●	●▲	●▲	●▲	●▲	●▲	●▲	●▲	●▲					
36					●▲	●▲	●▲	●▲	●▲	●▲	●▲	●▲	●▲				
40					●▲	●▲	●▲	●▲	●▲	●▲	●▲	●▲	●▲				

CLICK HERE TO RETURN TO THE CONTENTS PAGE ❯

DOWEL PINS DIN 7

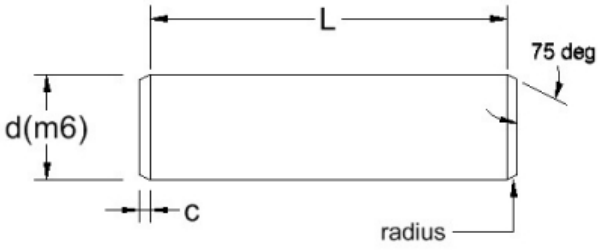

Material grades: A2:● A4: ▲

c	0.15	0.23	0.3	0.4	0.45	0.6	0.75	0.9	1.2	1.5	1.8	2.5	3				
Length/dim	**1.0**	**1.5**	**2.0**	**2.5**	**3.0**	**4.0**	**5.0**	**6.0**	**8.0**	**10**	**12**	**16**	**20**				
45						●▲	●▲	●▲	●▲	●▲	●▲	●▲	●▲				
50						●▲	●▲	●▲	●▲	●▲	●▲	●▲	●▲				
55								●▲	●	●▲			●				
60						●		●▲	●▲	●▲	●▲	●▲	●▲				
70								●▲	●▲	●▲	●▲	●▲	●▲				
80								●	●▲	●▲	●▲	●▲	●▲				
90									●	●▲	●▲	●▲	●▲				
100										●▲	●▲	●▲	▲				
120											●						

CLICK HERE TO RETURN TO THE CONTENTS PAGE ❯

SLOT CHEESE MACHINE SCREWS DIN 84

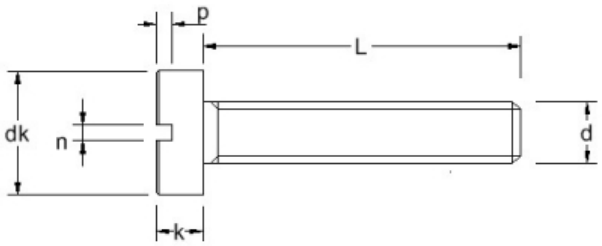

Material grades: A2:● A4: ▲

dk	2.0	2.3	2.6	3.0	*	3.8	4.5	5.5	6.0	7.0	8.5	10	13	16			
k	0.7	0.8	0.9	1.0	*	1.3	1.6	2.0	2.4	2.6	3.3	3.9	5	6			
n	0.25	0.30	0.30	0.40	*	0.50	0.60	0.80	1.0	1.2	1.2	1.6	2.0	2.5			
Pitch	0.25	0.25	0.30	0.35	*	0.4	0.45	0.5	0.6	0.7	0.8	1.0	1.25	1.5			
p	0.25	0.30	0.40	0.45	*	0.60	0.70	0.85	1.0	1.1	1.3	1.6	2.0	2.4			
Length/dim	**M1.0**	**M1.2**	**M1.4**	**M1.6**	**M1.7**	**M2**	**M2.5**	**M3**	**M3.5**	**M4**	**M5**	**M6**	**M8**	**M10**			
2	●	●	●	●		●▲											
2.4		●															
3	●	●	●	●▲	●	●▲	●▲	●▲									
4	●	●	●	●▲	●	●▲	●▲	●▲		●▲							
5	●	●	●	●▲	●	●▲	●▲	●▲	●▲	●▲							
6	●	●	●	●▲		●▲	●▲	●▲	●▲	●▲	●▲	●▲					
8	●	●	●	●▲		●▲	●▲	●▲	●▲	●▲	●▲	●▲					
10	●	●	●	●▲	●	●▲	●▲	●▲	●▲	●▲	●▲	●▲	●▲				
12	●	●	●	●▲		●▲	●▲	●▲	●▲	●▲	●▲	●▲	●▲				
14				●▲		●▲	●▲	●▲		●▲	●▲	●▲	●▲				
16				●▲		●▲	●▲	●▲	●▲	●▲	●▲	●▲	●▲	●▲			
18				●		●▲	●▲	●▲		●▲	●▲	●▲	●▲	●			
20				●		●▲	●▲	●▲	●▲	●▲	●▲	●▲	●▲	●▲			
22						●▲	●▲	●▲		●▲	●	●▲	●▲				
25						●▲	●▲	●▲	●▲	●▲	●▲	●▲	●▲	●▲			

CLICK HERE TO RETURN TO THE CONTENTS PAGE ❯

SLOT CHEESE MACHINE SCREWS DIN 84

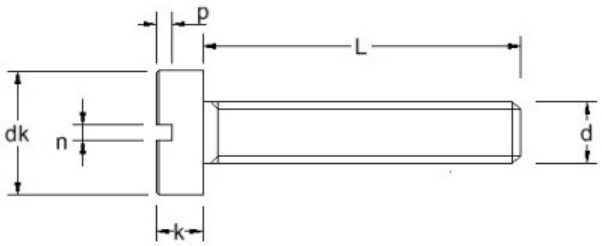

Material grades: A2:● A4: ▲

dk	2.0	2.3	2.6	3.0	*	3.8	4.5	5.5	6.0	7.0	8.5	10	13	16			
k	0.7	0.8	0.9	1.0	*	1.3	1.6	2.0	2.4	2.6	3.3	3.9	5	6			
n	0.25	0.30	0.30	0.40	*	0.50	0.60	0.80	1.0	1.2	1.2	1.6	2.0	2.5			
Pitch	0.25	0.25	0.30	0.35	*	0.4	0.45	0.5	0.6	0.7	0.8	1.0	1.25	1.5			
p	0.25	0.30	0.40	0.45	*	0.60	0.70	0.85	1.0	1.1	1.3	1.6	2.0	2.4			
Length/dim	**M1.0**	**M1.2**	**M1.4**	**M1.6**	**M1.7**	**M2**	**M2.5**	**M3**	**M3.5**	**M4**	**M5**	**M6**	**M8**	**M10**			
28							●				●▲	●▲					
30						●▲	●▲	●▲	●▲	●▲	●▲	●▲	●▲	●▲			
35						●	●▲	●▲	●▲	●▲	●▲	●▲	●▲	●▲			
40						●	●▲	●▲	●▲	●▲	●▲	●▲	●▲	●▲			
45								●▲		●▲	●▲	●▲	●▲	●▲			
50								●▲		●▲	●▲	●▲	●▲	●▲			
55								●▲		●▲	●▲	●▲	●▲				
60								●▲		●▲	●▲	●▲	●▲	●▲			
65										●▲	●▲	●					
70										●▲	●▲	●▲	●▲	●▲			
75												●▲					
80										●▲	●▲	●▲	●▲	●▲			
85												●					
90										●▲	●▲	●▲	●▲	●▲			
100										●▲	●▲	●▲	●▲	●▲			

CLICK HERE TO RETURN TO THE CONTENTS PAGE ❯

SLOT PAN MACHINE SCREWS DIN 85

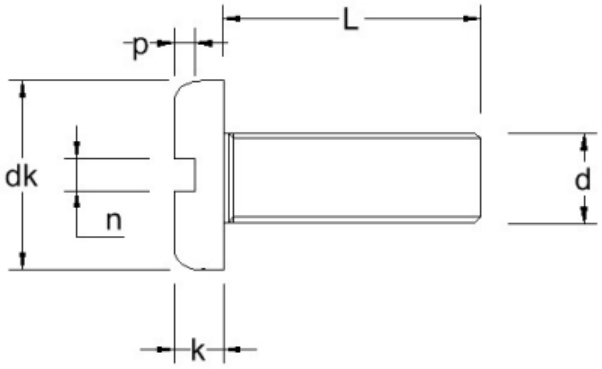

Material grades: A2:● A4: ▲

dk (Max)	4.0	5.0	6.0	7.0	8.0	10	12	16	20
k (Max)	1.3	1.5	1.8	2.0	2.4	3.0	3.6	4.8	6
n	0.50	0.60	0.80	1.0	1.2	1.2	1.6	2.0	2.81
Pitch	0.4	0.45	0.5	0.6	0.7	0.8	1.0	1.25	1.5
p	0.40	0.50	0.70	1.0	1.0	1.2	1.4	1.9	2.4

Length/dim	M2	M2.5	M3	M3.5	M4	M5	M6	M8	M10
3	●▲	●▲	●▲						
4	●▲	●▲	●▲						
5	●▲	●▲	●▲	●▲	●▲				
6	●▲	●▲	●▲	●▲	●▲	●▲	●▲		
8	●▲	●▲	●▲	●▲	●▲	●▲	●▲	●▲	
10	●▲	●▲	●▲	●▲	●▲	●▲	●▲	●▲	
12	●▲	●▲	●▲	●▲	●▲	●▲	●▲	●▲	
14	●▲	●▲	●▲	●▲	●▲	●▲	●▲		
16	●▲	●▲	●▲	●▲	●▲	●▲	●▲	●▲	●▲
18	●▲	●▲	●▲	●▲	●▲	●▲	●▲	●▲	
20	●▲	●▲	●▲	●▲	●▲	●▲	●▲	●▲	●▲
22			●▲	●▲	●▲	●▲	●▲		
25	●▲	●▲	●▲	●▲	●▲	●▲	●▲	●▲	●▲
30	●▲	●▲	●▲	●▲	●▲	●▲	●▲	●▲	●▲
35			●▲	●▲	●▲	●▲	●▲	●▲	●▲

CLICK HERE TO RETURN TO THE CONTENTS PAGE ❯

SLOT PAN MACHINE SCREWS DIN 85

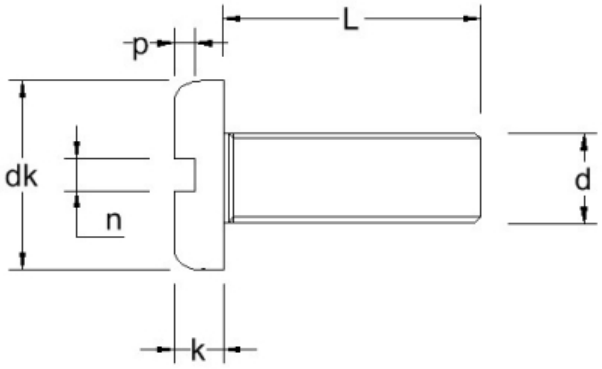

Material grades: A2:● A4: ▲

dk (Max)	4.0	5.0	6.0	7.0	8.0	10	12	16	20
k (Max)	1.3	1.5	1.8	2.0	2.4	3.0	3.6	4.8	6
n	0.50	0.60	0.80	1.0	1.2	1.2	1.6	2.0	2.81
Pitch	0.4	0.45	0.5	0.6	0.7	0.8	1.0	1.25	1.5
p	0.40	0.50	0.70	1.0	1.0	1.2	1.4	1.9	2.4

Length/dim	M2	M2.5	M3	M3.5	M4	M5	M6	M8	M10
40			●▲	●▲	●▲	●▲	●▲	●▲	●▲
45			●▲	●▲	●▲	●▲	●▲	●▲	●▲
50			●▲	●▲	●▲	●▲	●▲	●▲	●▲
55					●▲	●▲	●▲	●▲	●▲
60					●▲	●▲	●▲	●▲	●▲
65						●▲	●▲	●▲	●▲
70						●▲	●▲	●▲	●▲
75						●▲	●	●▲	●▲
80						●▲	●▲	●▲	●▲
90						●▲	●▲	●▲	●▲
100						●▲	●▲	●▲	●▲

CLICK HERE TO RETURN TO THE CONTENTS PAGE ❯

SPLIT PINS DIN 94

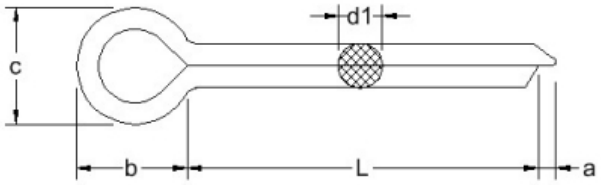

Material grades: A2:● A4: ▲

a	0.80-1.60	1.25-2.50	1.25-2.50	1.25-2.00	1.25-2.00	1.60-3.20	2.00-4.00	2.00-4.00	2.00-4.00	2.00-4.00	3.20-6.30	3.20-6.30
b	3	3	3.2	4	5	6.4	8	10	12.6	16	20	26
c	1.60-1.80	1.70-2.00	2.40-2.80	3.20-3.60	4.00-4.60	5.10-5.80	6.50-7.40	8.00-9.20	10.30-11.80	13.10-15.00	16.60-19.00	21.70-24.80
d1	0.8-0.9	0.9-1.0	1.3-1.4	1.7-1.8	2.1-2.3	2.7-2.9	3.5-3.7	4.4-4.6	5.7-5.9	7.3-7.5	9.3-9.5	12.1-12.4

Length/dim	1.0	1.2	1.6	2.0	2.5	3.2	4.0	5.0	6.3	8.0	10	13
6	●▲	●▲	●▲	●								
8	●▲	●▲	●▲	●▲								
10	●▲	●▲	●▲	●▲	●	●▲						
12	●▲	●▲	●▲	●▲	●▲	●▲						
16	●▲	●▲	●▲	●▲	●▲	●▲	●▲	●▲				
18	●▲	●▲	●▲	●▲	●▲	●▲	●▲	●▲				
20	●▲	●▲	●▲	●▲	●▲	●▲	●▲	●▲	●▲			
22	●▲	▲	●▲	●▲	●▲	●▲	●▲	●▲	●▲			
25	●▲	●▲	●▲	●▲	●▲	●▲	●▲	●▲	●▲			
28	●▲	●▲	●▲	●▲	●▲	●▲	●▲	●▲	●▲			
32	●▲	●▲	●▲	●▲	●▲	●▲	●▲	●▲	●▲	●▲	●	
36	●	●▲	●▲	●▲	●▲	●▲	●▲	●▲	●▲	●▲	●	
40	●	●▲	●▲	●▲	●▲	●▲	●▲	●▲	●▲	●▲	●	
45	●	●▲	●▲	●▲	●▲	●▲	●▲	●▲	●▲	●▲	●▲	
50			●	●	●▲	●▲	●▲	●▲	●▲	●▲	●▲	
56						●▲	●▲	●▲	●▲	●▲	●▲	

CLICK HERE TO RETURN TO THE CONTENTS PAGE ❯

SPLIT PINS DIN 94

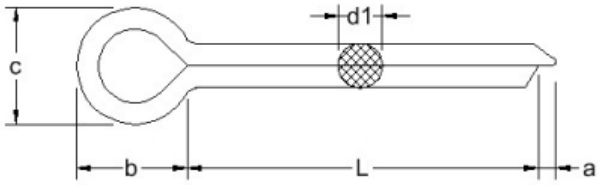

Material grades: A2:● A4: ▲

a	0.80-1.60	1.25-2.50	1.25-2.50	1.25-2.00	1.25-2.00	1.60-3.20	2.00-4.00	2.00-4.00	2.00-4.00	2.00-4.00	3.20-6.30	3.20-6.30
b	3	3	3.2	4	5	6.4	8	10	12.6	16	20	26
c	1.60-1.80	1.70-2.00	2.40-2.80	3.20-3.60	4.00-4.60	5.10-5.80	6.50-7.40	8.00-9.20	10.30-11.80	13.10-15.00	16.60-19.00	21.70-24.80
d1	0.8-0.9	0.9-1.0	1.3-1.4	1.7-1.8	2.1-2.3	2.7-2.9	3.5-3.7	4.4-4.6	5.7-5.9	7.3-7.5	9.3-9.5	12.1-12.4

Length/dim	1.0	1.2	1.6	2.0	2.5	3.2	4.0	5.0	6.3	8.0	10	13
63						●▲	●▲	●▲	●▲	●▲	●▲	
71						●	●▲	●▲	●▲	●▲	●▲	
80						●	●▲	●▲	●▲	●▲	●▲	
90							●▲	●▲	●▲	●▲	●▲	●▲
100							●▲	●▲	●▲	●▲	●▲	●▲
112									●▲	●▲	●▲	●▲
125									●	●▲	●▲	●▲
140										●▲	●▲	●▲

CLICK HERE TO RETURN TO THE CONTENTS PAGE ❯

SLOT RAISED COUNTERSUNK WOODSCREWS DIN 95

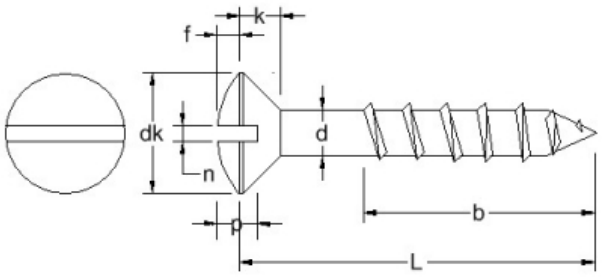

Material grades: A2:● A4: ▲

b	0.6 x L	0.6 x L	0.6 x L	0.6 x L	0.6 x L	0.6 x L	0.6 x L	0.6 x L
dk	4.7	5.6	6.5	7.5	8.3	9.2	10.2	11
f	0.6	0.75	0.9	1.0	1.1	1.25	1.4	1.5
k	1.5	1.65	1.93	2.2	2.35	2.5	2.75	3
n	0.6	0.8	0.8	1.0	1.0	1.2	1.2	1.6
p (Max)	1.2	1.45	1.7	1.9	2.1	2.3	2.5	2.8
Length/dim	**2.5**	**3.0**	**3.5**	**4.0**	**4.5**	**5.0**	**5.5**	**6.0**
10	●▲	●▲						
12	●▲	●▲	●▲	●▲				
16	●▲	●▲	●▲	●▲	●▲	●▲		
20	●▲	●▲	●▲	●▲	●▲	●▲	●	●▲
25	●▲	●▲	●▲	●▲	●▲	●▲	●	●▲
30		●▲	●▲	●▲	●▲	●▲	●	●▲
35		●▲	●▲	●▲	●▲	●▲	●	●▲
40		●▲	●▲	●▲	●▲	●▲	●	●▲
45			●▲	●▲	●▲	●▲	●	●▲
50			●▲	●▲	●▲	●▲	●	●▲
55						●▲		●▲
60				●▲	●▲	●▲	●	●▲
65					●▲	●▲	●	●▲
70				●▲	●▲	●▲	●	●▲

CLICK HERE TO RETURN TO THE CONTENTS PAGE ❯

SLOT RAISED COUNTERSUNK WOODSCREWS DIN 95

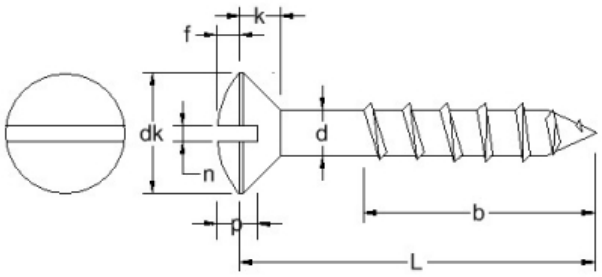

Material grades: A2:● A4: ▲

b	0.6 x L	0.6 x L	0.6 x L	0.6 x L	0.6 x L	0.6 x L	0.6 x L	0.6 x L
dk	4.7	5.6	6.5	7.5	8.3	9.2	10.2	11
f	0.6	0.75	0.9	1.0	1.1	1.25	1.4	1.5
k	1.5	1.65	1.93	2.2	2.35	2.5	2.75	3
n	0.6	0.8	0.8	1.0	1.0	1.2	1.2	1.6
p (Max)	1.2	1.45	1.7	1.9	2.1	2.3	2.5	2.8
Length/dim	**2.5**	**3.0**	**3.5**	**4.0**	**4.5**	**5.0**	**5.5**	**6.0**
75						●▲	●	●▲
80						●▲	●	●▲
90						●▲	●	●▲
100						●▲	●	●
110								●
120								●

CLICK HERE TO RETURN TO THE CONTENTS PAGE ❯

SLOT ROUND WOODSCREWS DIN 96

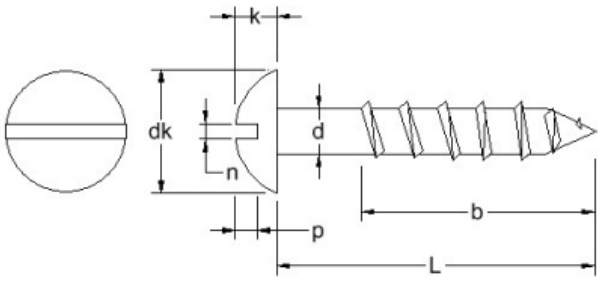

Material grades: A2:● A4: ▲

b	0.6 x L	0.6 x L	0.6 x L	0.6 x L	0.6 x L	0.6 x L	0.6 x L	0.6 x L
dk	5	6	7	8	9	10	11	12
k	1.7	2.1	2.4	2.8	3.1	3.5	3.8	4.2
n	0.6	0.8	0.8	1.0	1.0	1.2	1.2	1.6
p (Max)	1.1	1.35	1.6	1.8	2.0	2.3	2.5	2.7
Length/dim	**2.5**	**3.0**	**3.5**	**4.0**	**4.5**	**5.0**	**5.5**	**6.0**
10	●▲	●▲						
12	●▲	●▲	●▲	●▲				
16	●▲	●▲	●▲	●▲	●▲	●▲		
20	●▲	●▲	●▲	●▲	●▲	●▲		●▲
25	●▲	●▲	●▲	●▲	●▲	●▲	●▲	●▲
30		●▲	●▲	●▲	●▲	●▲	●▲	●▲
35		●▲	●▲	●▲	●▲	●▲	●▲	●▲
40		●▲	●▲	●▲	●▲	●▲	●▲	●▲
45			●▲	●▲	●▲	●▲	●▲	●▲
50			●▲	●▲	●▲	●▲	●▲	●▲
55						●▲		●
60				●▲	●▲	●▲	●▲	●▲
65					●▲	●▲	●▲	●▲
70				●▲	●▲	●▲	●▲	●▲
75						●▲	●▲	●▲

CLICK HERE TO RETURN TO THE CONTENTS PAGE ❯

SLOT ROUND WOODSCREWS DIN 96

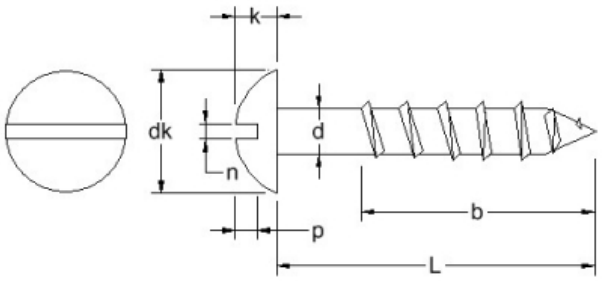

Material grades: A2:● A4: ▲

b	0.6 x L	0.6 x L	0.6 x L	0.6 x L	0.6 x L	0.6 x L	0.6 x L	0.6 x L
dk	5	6	7	8	9	10	11	12
k	1.7	2.1	2.4	2.8	3.1	3.5	3.8	4.2
n	0.6	0.8	0.8	1.0	1.0	1.2	1.2	1.6
p (Max)	1.1	1.35	1.6	1.8	2.0	2.3	2.5	2.7
Length/dim	**2.5**	**3.0**	**3.5**	**4.0**	**4.5**	**5.0**	**5.5**	**6.0**
80						●▲	●	●▲
90						●▲	●	●▲
100						●▲	●	●▲
110								●
120								●

CLICK HERE TO RETURN TO THE CONTENTS PAGE ❯

SLOT COUNTERSUNK WOODSCREWS DIN 97

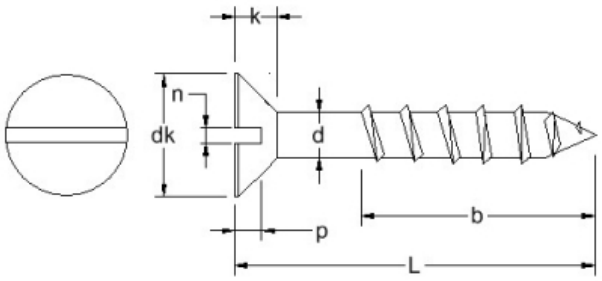

Material grades: A2:● A4: ▲

b	0.6 x L	0.6 x L	0.6 x L	0.6 x L	0.6 x L	0.6 x L	0.6 x L	0.6 x L	0.6 x L
dk	4.7	5.6	6.5	7.5	8.3	9.2	10.2	11	14.5
k	1.5	1.65	1.93	2.2	2.35	2.5	2.75	3	4
n	0.6	0.8	0.8	1.0	1.0	1.2	1.2	1.6	2.0
p (Max)	0.7	0.85	1.0	1.1	1.2	1.3	1.4	1.6	2.1
Length/dim	**2.5**	**3.0**	**3.5**	**4.0**	**4.5**	**5.0**	**5.5**	**6.0**	**8.0**
10	●▲	●▲		●▲					
12	●▲	●▲	●▲	●▲					
16	●▲	●▲	●▲	●▲	●▲	●▲			
20	●▲	●▲	●▲	●▲	●▲	●▲	●	●▲	
25	●▲	●▲	●▲	●▲	●▲	●▲	●	●▲	
30		●▲	●▲	●▲	●▲	●▲	●	●▲	●▲
35		●▲	●▲	●▲	●▲	●▲	●	●▲	
40		●▲	●▲	●▲	●▲	●▲	●	●▲	●▲
45			●▲	●▲	●▲	●▲	●	●▲	
50			●▲	●▲	●▲	●▲	●	●▲	●▲
60				●▲	●▲	●▲	●	●▲	●▲
65						●▲	●	●▲	
70				●▲	●▲	●▲	●	●▲	●▲
75						●▲	●		
80					●▲	●▲	●	●▲	●▲

CLICK HERE TO RETURN TO THE CONTENTS PAGE ❯

SLOT COUNTERSUNK WOODSCREWS DIN 97

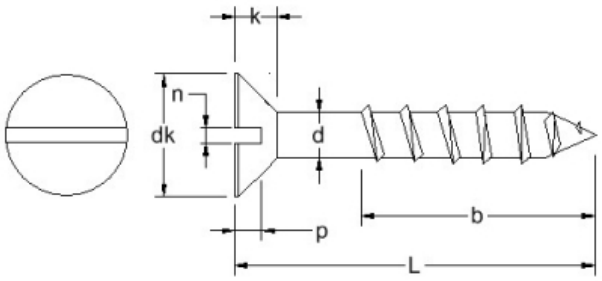

Material grades: A2:● A4: ▲

b	0.6 x L	0.6 x L	0.6 x L	0.6 x L	0.6 x L	0.6 x L	0.6 x L	0.6 x L	0.6 x L
dk	4.7	5.6	6.5	7.5	8.3	9.2	10.2	11	14.5
k	1.5	1.65	1.93	2.2	2.35	2.5	2.75	3	4
n	0.6	0.8	0.8	1.0	1.0	1.2	1.2	1.6	2.0
p (Max)	0.7	0.85	1.0	1.1	1.2	1.3	1.4	1.6	2.1
Length/dim	**2.5**	**3.0**	**3.5**	**4.0**	**4.5**	**5.0**	**5.5**	**6.0**	**8.0**
90						●▲	●	●▲	●▲
100						●▲	●	●▲	●▲
110								●	
120								●	

CLICK HERE TO RETURN TO THE CONTENTS PAGE ❯

FORM A FLAT WASHERS DIN 125

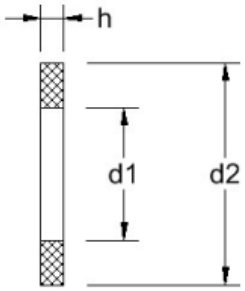

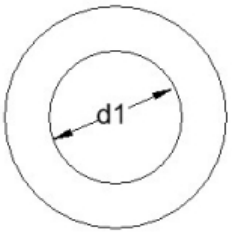

Material grades: A2:● A4: ▲

d1	1.1	1.3	1.5	1.7	1.8	2.2	2.7	3.2	3.7	4.3	5.3	6.4	7.4	8.4	10.5	13	15
d2	3.2	3.8	3.8	4	4.5	5	6	7	8	9	10	12	14	16	20	24	28
h	0.3	0.3	0.3	0.3	0.3	0.3	0.5	0.5	0.5	0.8	1	1.6	1.6	1.6	2	2.5	2.5
Length/dim	**M1**	**M1.2**	**M1.4**	**M1.6**	**M1.7**	**M2**	**M2.5**	**M3**	**M3.5**	**M4**	**M5**	**M6**	**M7**	**M8**	**M10**	**M12**	**M14**
	●	●	●	●▲	●	●▲	●▲	●▲	●▲	●▲	●▲	●▲	●▲	●▲	●▲	●▲	●▲

CLICK HERE TO RETURN TO THE CONTENTS PAGE ❯

FORM A FLAT WASHERS DIN 125

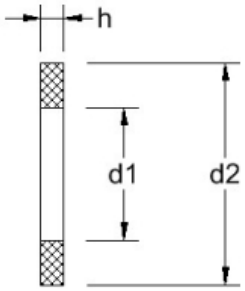

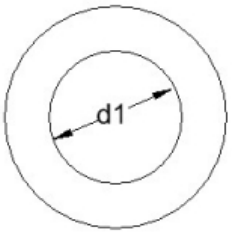

Material grades: A2:● A4: ▲

d1	17	19	21	23	25	28	31	34	37	40	43	46	50	54	58		
d2	30	34	37	39	44	50	56	60	66	66	75	85	92	98	105		
h	3	3	3	3	4	4	4	5	5	6	7	7	8	8	9		
Length/dim	**M16**	**M18**	**M20**	**M22**	**M24**	**M27**	**M30**	**M33**	**M36**	**M39**	**M42**	**M45**	**M48**	**M52**	**M56**		
	●▲	●▲	●▲	●▲	●▲	●▲	●▲	●▲	●▲	●▲	●▲	●▲	●▲	●▲	●▲		

CLICK HERE TO RETURN TO THE CONTENTS PAGE ❯

RECTANGULAR SECTION SPRING WASHERS DIN 127B

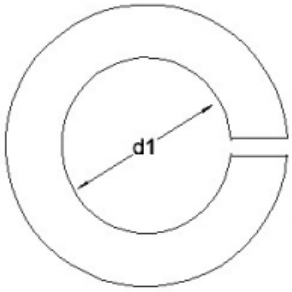

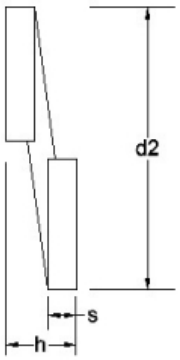

Material grades: A2:● A4: ▲

d1 (Min)	*	2.1	2.6	2.7	3.1	3.6	4.1	5.1	6.1	7.1	8.1	10.2	12.2	14.2	16.2	18.2	20.2
d2 (Max)	*	4.4	5.1	5.2	6.2	6.7	7.6	9.2	11.8	12.8	14.8	18.1	21.1	24.1	27.4	29.4	33.6
h	*	1	1.2	1.2	1.6	1.6	1.8	2.4	3.2	3.2	4	4.4	5	6	7	7	8
s	*	0.5	0.6	0.6	0.8	0.8	0.9	1.2	1.6	1.6	2	2.2	2.5	3	3.5	3.5	4
Length/dim	**M1.6**	**M2**	**M2.5**	**M2.6**	**M3**	**M3.5**	**M4**	**M5**	**M6**	**M7**	**M8**	**M10**	**M12**	**M14**	**M16**	**M18**	**M20**
	●▲	●▲	●▲	▲	●▲	●▲	●▲	●▲	●▲	●▲	●▲	●▲	●▲	●▲	●▲	●▲	●▲

CLICK HERE TO RETURN TO THE CONTENTS PAGE ❯

RECTANGULAR SECTION SPRING WASHERS DIN 127B

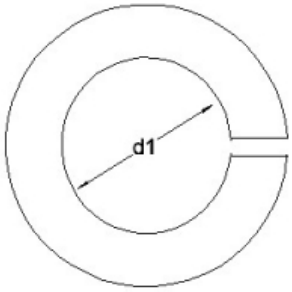

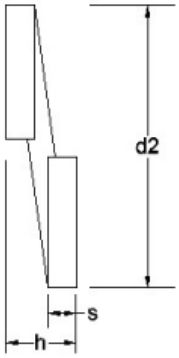

Material grades: A2:● A4: ▲

d1 (Min)	22.5	24.5	27.5	30.5	33.5	36.5	39.5										
d2 (Max)	35.9	40	43	48.2	48.2	56	60										
h	8	10	10	12	12	12	12										
s	4	5	5	6	6	6	6										
Length/dim	**M22**	**M24**	**M27**	**M30**	**M33**	**M36**	**M39**										
	●▲	●▲	●▲	●▲	●▲	●▲	●▲										

CLICK HERE TO RETURN TO THE CONTENTS PAGE ❯

DIN 128A CURVED SPRING WASHERS

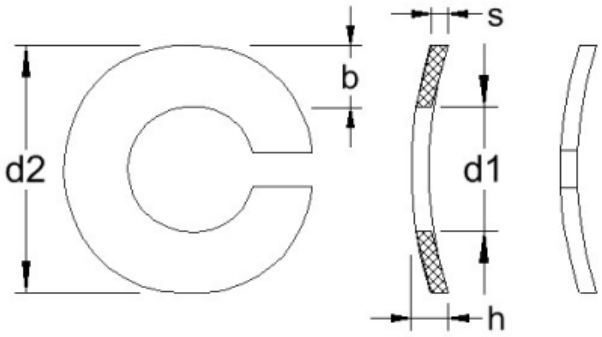

Material grades: A2:● A4: ▲

b	0.9	0.9	1.0	1.0	1.3	1.3	1.5	1.8	2.5	3.0	3.5	4.0	4.5	5.0	5.0	6.0	6.0
d1 (Min)	2.1	2.4	2.6	2.7	3.1	3.6	4.1	5.1	6.1	8.1	10.2	12.2	14.2	16.2	18.2	20.2	22.5
d2 (Max)	4.4	4.9	5.1	5.2	6.2	6.7	7.6	9.2	11.8	14.8	18.1	21.1	24.1	27.4	29.4	33.6	35.9
h	0.70-0.90	0.90-1.10	0.90-1.10	0.90-1.10	1.10-1.30	1.10-1.30	1.20-1.40	1.50-1.70	2.00-2.20	2.45-2.75	2.85-3.15	3.35-3.65	3.90-4.30	4.50-5.10	4.50-5.10	5.10-5.90	5.10-5.90
s	0.5	0.6	0.6	0.6	0.7	0.7	0.8	1.0	1.3	1.6	1.8	2.1	2.4	2.8	2.8	3.2	3.2
Length/dim	**M2**	**M2.3**	**M2.5**	**M2.6**	**M3**	**M3.5**	**M4**	**M5**	**M6**	**M8**	**M10**	**M12**	**M14**	**M16**	**M18**	**M20**	**M22**
	●▲	●▲	●▲	●▲	●▲	●▲	●▲	●▲	●▲	●▲	●▲	●▲	●▲	●▲	●▲	●▲	●▲

CLICK HERE TO RETURN TO THE CONTENTS PAGE ❯

DIN 128A CURVED SPRING WASHERS

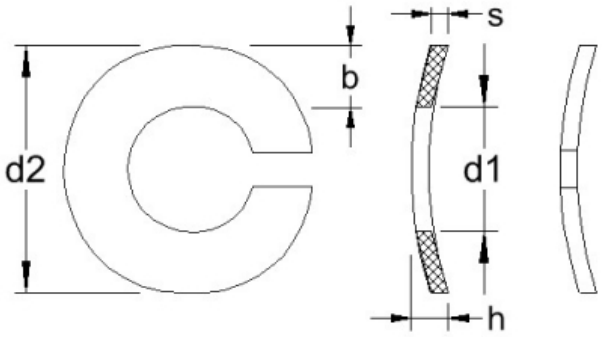

Material grades: A2:● A4: ▲

b	7.0	7.0	8.0	10.0														
d1 (Min)	24.5	27.5	30.5	36.5														
d2 (Max)	40.0	43.0	48.2	58.2														
h	6.50-7.50	6.50-7.50	9.50-10.50	10.30-11.30														
s	4.0	4.0	6.0	6.0														
Length/dim	**M24**	**M27**	**M30**	**M36**														
	●▲	●▲	●▲	●▲														

CLICK HERE TO RETURN TO THE CONTENTS PAGE ❯

DIN 137A CURVED WASHERS

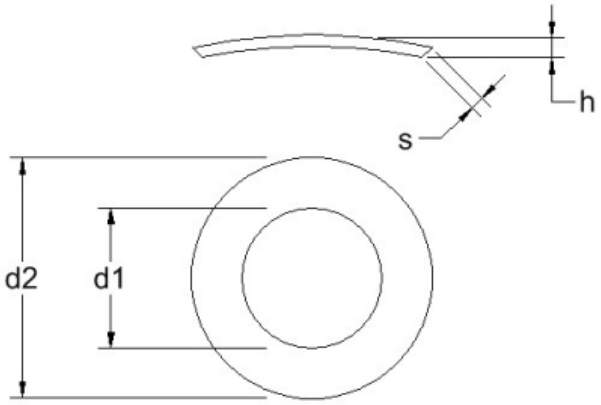

Material grades: A2:●

d1	1.5	1.7	1.8	2.2	2.5	2.8	2.8	3.2	3.7	4.3	5.3	6.4	7.4	8.4	10.5		
d2	3.0	4.0	4	4.5	5	5.5	5.5	6	7	8	10	11	12	15	18		
h (Max)	0.7	0.9	0.9	1	1	1.1	1.1	1.3	1.4	1.6	1.8	2.2	2.4	3.4	4		
s	0.25	0.25	0.3	0.3	0.3	0.3	0.3	0.4	0.4	0.5	0.5	0.5	0.5	0.5	0.8		
Length/dim	**M1.4**	**M1.6**	**M1.7**	**M2**	**M2.3**	**M2.5**	**M2.6**	**M3**	**M3.5**	**M4**	**M5**	**M6**	**M7**	**M8**	**M10**		
	●	●	●	●	●	●	●	●	●	●	●	●	●	●	●		

CLICK HERE TO RETURN TO THE CONTENTS PAGE ❯

DIN 137B WAVE WASHERS

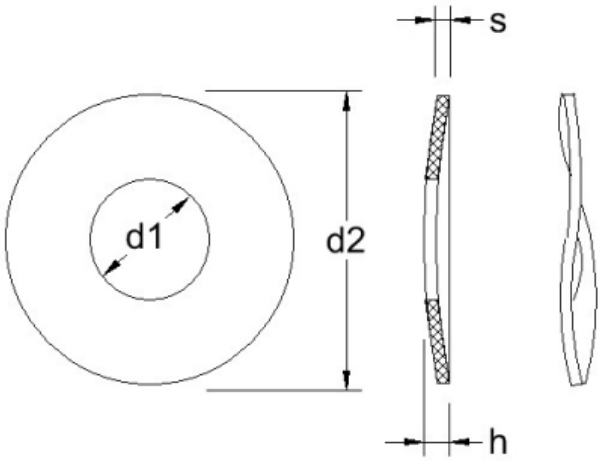

Material grades: A2:● A4: ▲

d1	3.2	3.7	4.3	5.3	6.4	7.4	8.4	10.5	13	15	17	19	21	23	25	28	
d2	8	8	9	11	12	14	15	21	24	28	30	34	36	40	44	50	
h (Max)	1.6	1.8	2	2.2	2.6	3	3	4.2	5	6	6.4	6.6	7.4	7.8	8.2	9.4	
s	0.5	0.5	0.5	0.5	0.5	0.8	0.8	1	1.2	1.6	1.6	1.6	1.6	1.8	1.8	2.0	
Length/dim	**M3**	**M3.5**	**M4**	**M5**	**M6**	**M7**	**M8**	**M10**	**M12**	**M14**	**M16**	**M18**	**M20**	**M22**	**M24**	**M27**	
	●▲	●	●▲	●▲	●▲	●	●▲	●	●	●	●	●	●	●	●	●	

CLICK HERE TO RETURN TO THE CONTENTS PAGE ❯

WING NUTS DIN 315

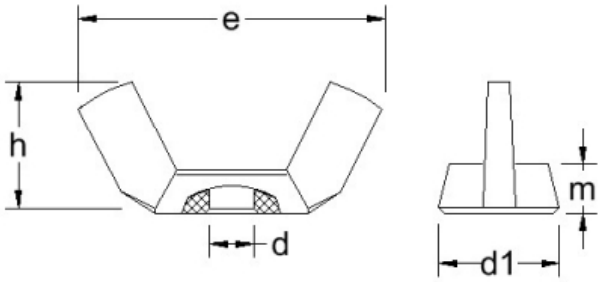

Material grades: A2:● A4: ▲

d1	8.0	8.0	10.3	12.7	13.8	16.5	22.5	26.0	26.6	29.3	29.3						
e	17.6	17.6	22.5	27.8	30.3	36.2	49.4	52.7	58.3	66.5	66.5						
h	8.6	8.6	11	13.6	14.8	17.3	22.3	30.8	30.8	31.2	31.2						
m	2.9	2.9	4.1	5.1	5.6	6.8	9.0	10.0	10.7	12.2	12.2						
Pitch	0.50	0.70	0.80	1.00	1.25	1.50	1.75	2.00	2.00	2.50	2.50						
Length/dim	**M3**	**M4**	**M5**	**M6**	**M8**	**M10**	**M12**	**M14**	**M16**	**M18**	**M20**						
	●▲	●▲	●▲	●▲	●▲	●▲	●▲	●▲	●▲	●▲	●▲						

CLICK HERE TO RETURN TO THE CONTENTS PAGE ❯

WING SCREWS DIN 316



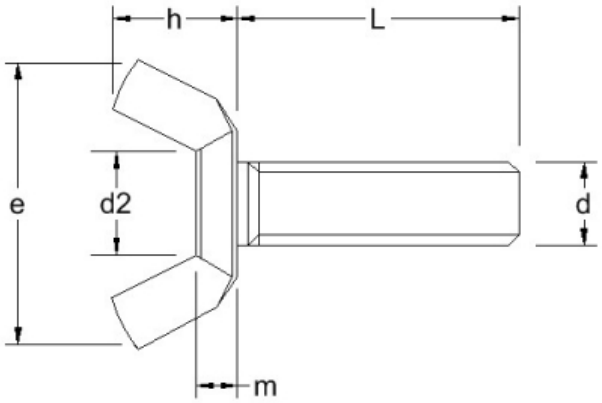

Material grades: A2:● A4: ▲

d2	4.5	5.2	6.7	8.4	9.1	11
e (Min)	15.3	17.6	22.5	27.8	30.3	36.2
h	7.2	8.6	11	13.6	14.8	17.7
m	2.4	2.9	4.1	5.1	5.6	6.8
Pitch	0.50	0.70	0.80	1.00	1.25	1.50

Length/dim	M3	M4	M5	M6	M8	M10
10	●▲	●▲	●▲	●▲	●	
12	●▲	●▲	●▲	●▲	●	
16	●▲	●▲	●▲	●▲	●▲	●▲
20	●▲	●▲	●▲	●▲	●▲	●▲
25	●▲	●▲	●▲	●▲	●▲	●▲
30	●▲	●▲	●▲	●▲	●▲	●▲
35		●▲	●▲	●▲	●▲	●▲
40		●▲	●▲	●▲	●▲	●▲
45			●▲	●▲	●▲	●▲
50			●▲	●▲	●▲	●▲
55					●▲	●▲
60					●▲	●▲

CLICK HERE TO RETURN TO THE CONTENTS PAGE ❯

SLOTTED CAPSTAN SCREWS DIN 404

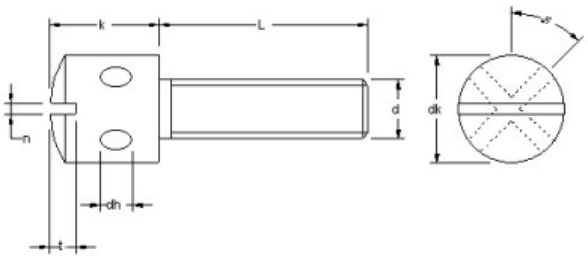

Material grades: A2:●

dh	1.5	2.0	2.5	3.0													
dk	5.5	7.0	8.5	10.0													
k	4.0	5.0	6.5	8.0													
n	0.8	1.0	1.2	1.6													
Pitch	0.5	0.7	0.8	1.0													
t (Min)	1.0	1.4	1.7	2.2													
Length/dim	**M3**	**M4**	**M5**	**M6**													
4	●																
5	●	●															
6	●	●															
8	●	●	●														
10	●	●	●	●													
12	●	●	●	●													
16	●	●	●	●													
20	●	●	●	●													
25		●	●	●													
30		●	●	●													

CLICK HERE TO RETURN TO THE CONTENTS PAGE ❯

SLOTTED SET SCREWS PART THREAD DIN 427

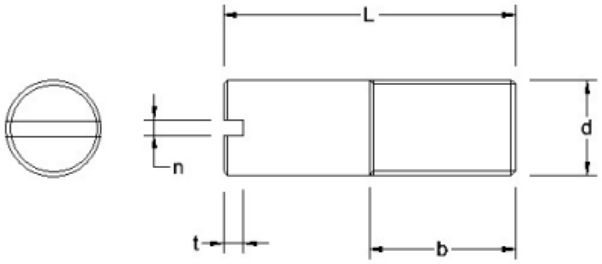

Material grades: A2:● A4: ▲

b	3.6	4.8	6.0	7.2	9.6	12.0											
n	0.4	0.6	0.8	1	1.2	1.6											
Pitch	0.5	0.7	0.8	1.0	1.25	1.5											
t	1.25-1.50	1.75-2.05	2.00-2.35	2.50-2.90	3.10-3.60	3.75-4.25											
Length/dim	**M3**	**M4**	**M5**	**M6**	**M8**	**M10**											
6	●▲																
8	●▲	●▲	●▲														
10	●▲	●▲	●▲														
12	●▲	●▲	●▲	●▲													
16	●▲	●▲	●▲	●▲	●▲												
20	●▲	●▲	●▲	●▲	●▲	●▲											
25		●▲	●▲	●▲	●▲	●▲											
30		●▲	●▲	●▲	●▲	●▲											
35		●▲	●▲	●▲	●▲	●▲											
40		●▲	●▲	●▲	●▲	●▲											
45					●▲	●▲											
50					●▲	●▲											

CLICK HERE TO RETURN TO THE CONTENTS PAGE ❯

DIN 433 FLAT WASHERS

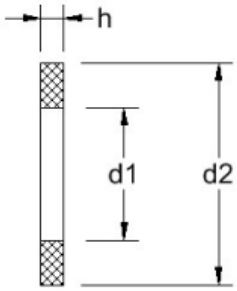

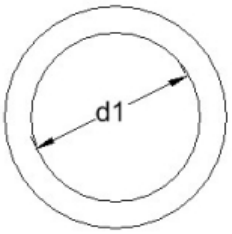

Material grades: A2:● A4: ▲

d1	1.5	1.7	2.2	2.7	3.2	3.7	4.3	5.3	6.4	8.4	10.5	13	15	17	19	21	
d2	3	3.5	4.5	5	6	7	8	9	11	15	18	20	24	28	30	34	
h	0.3	0.3	0.3	0.5	0.5	0.5	0.5	1	1.6	1.6	1.6	2	2.5	2.5	2.5	3	
Length/dim	**M1.4**	**M1.6**	**M2**	**M2.5**	**M3**	**M3.5**	**M4**	**M5**	**M6**	**M8**	**M10**	**M12**	**M14**	**M16**	**M18**	**M20**	
	●	●▲	●▲	●▲	●▲	●▲	●▲	●▲	●▲	●▲	●▲	●▲	●▲	●▲	●▲	●▲	

CLICK HERE TO RETURN TO THE CONTENTS PAGE ❯

SLOTTED SET SCREWS CUP POINT DIN 438

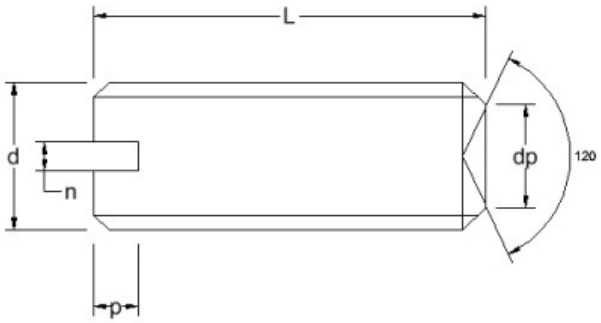

Material grades: A2:●

dp (Max)	2	2.5	3	5
n	0.6	0.8	1	1.2
Pitch	0.7	0.8	1.0	1.25
p	1.12	1.28	1.6	2

Length/dim	M4	M5	M6	M8
6	●		●	
8	●			
10	●	●		●
12	●			●
16	●	●	●	●
20	●	●		●
25		●		●
35				●

CLICK HERE TO RETURN TO THE CONTENTS PAGE ❯

FINE THREAD HEXAGON THIN NUTS DIN 439

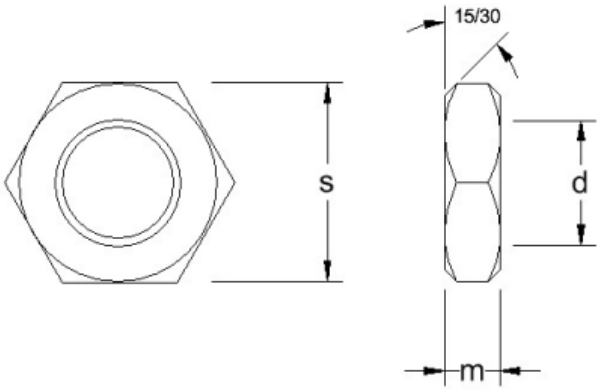

Material grades: A2:● A4: ▲

m (Max)	4.0	5.0	6.0	7.0	8.0	9.0	10	11	12	13.5	15	16.5					
s (Max)	13	17	19	22	24	27	30	34	36	41	46	50					
Length/dim	**M8**	**M10**	**M12**	**M14**	**M16**	**M18**	**M20**	**M22**	**M24**	**M27**	**M30**	**M33**					
0.75	●▲																
1.0	●▲	●▲	●▲		●▲												
1.25		●▲	●▲														
1.5			●▲	●▲	●▲	●▲	●▲	●▲	●▲	●▲	●▲	●▲					
2.0							●▲	●▲	●▲	●▲	●▲	●▲					

CLICK HERE TO RETURN TO THE CONTENTS PAGE ❯

LEFT HAND THREAD HEXAGON THIN NUTS DIN 439

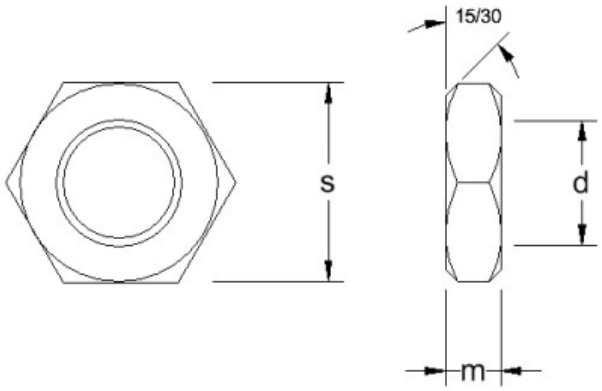

Material grades: A2:● A4: ▲

m (Max)	3.2	4.0	5.0	6.0	8.0	10	12	15	18								
Pitch	1.00	1.25	1.50	1.75	2.00	3.00	3.00	3.50	4.00								
s (Max)	10	13	17	19	24	30	36	46	55								
Length/dim	**M6**	**M8**	**M10**	**M12**	**M16**	**M20**	**M24**	**M30**	**M36**								
	●▲	●▲	●▲	●▲	●▲	●▲	●▲	●▲	●▲								

CLICK HERE TO RETURN TO THE CONTENTS PAGE ❯

HEXAGON THIN NUTS DIN 439

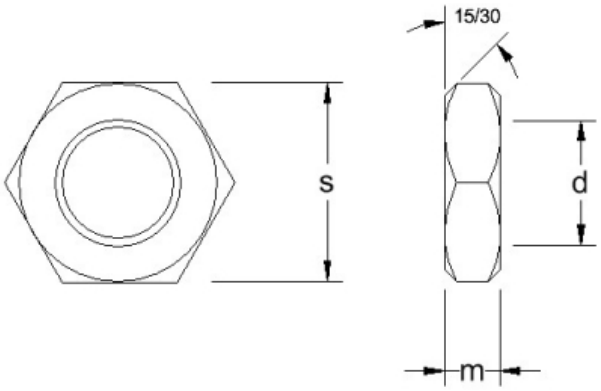

Material grades: A2:● A4: ▲

m (Max)	1.0	1.2	*	1.6	*	1.8	2.0	2.2	2.7	3.2	4.0	5.0	6.0	7.0	8.0	9.0	10
Pitch	0.35	0.40	*	0.45	0.45	0.50	0.60	0.70	0.80	1.00	1.25	1.50	1.75	2.00	2.00	2.50	2.50
s	3.2	4.0	*	5.0	5.0	5.5	6.0	7.0	8.0	10	13	17	19	22	24	27	30
Length/dim	**M1.6**	**M2**	**M2.3**	**M2.5**	**M2.6**	**M3**	**M3.5**	**M4**	**M5**	**M6**	**M8**	**M10**	**M12**	**M14**	**M16**	**M18**	**M20**
	●▲	●▲	●▲	●▲	●▲	●▲	●▲	●▲	●▲	●▲	●▲	●▲	●▲	●▲	●▲	●▲	●▲

CLICK HERE TO RETURN TO THE CONTENTS PAGE ❯

HEXAGON THIN NUTS DIN 439

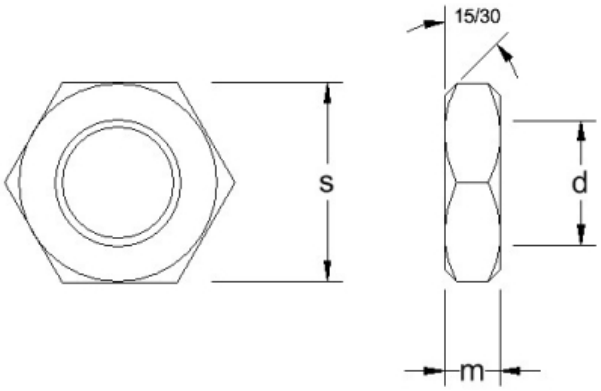

Material grades: A2:● A4: ▲

m (Max)	11	12	13.5	15	16.5	18
Pitch	2.50	3.00	3.00	3.50	3.50	4.00
s	32	36	41	46	50	55
Length/dim	**M22**	**M24**	**M27**	**M30**	**M33**	**M36**
	●▲	●▲	●▲	●▲	●▲	●▲

CLICK HERE TO RETURN TO THE CONTENTS PAGE ❯

WOOD CONSTRUCTION WASHERS DIN 440R

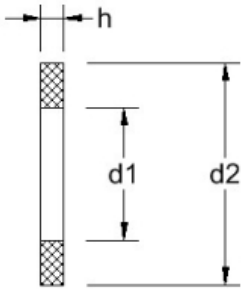

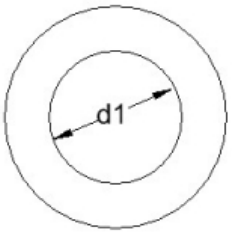

Material grades: A2:● A4: ▲

d1	5.5	6.6	9	11	13.5	17.5	22	24	26	30							
d2	18	22	28	34	44	56	72	80	85	98							
h	2	2	3	3	4	5	6	6	6	6							
Length/dim	**M5**	**M6**	**M8**	**M10**	**M12**	**M16**	**M20**	**M22**	**M24**	**M27**							
	●▲	●▲	●▲	●▲	●▲	●▲	●▲	●▲	●▲	●							

CLICK HERE TO RETURN TO THE CONTENTS PAGE ❯

WOOD CONSTRUCTION WASHERS (SQUARE HOLE) DIN 440V

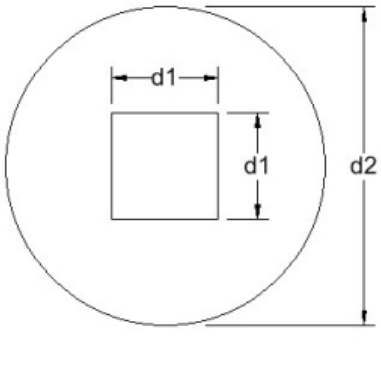

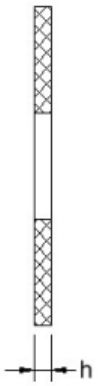

Material grades: A2:● A4: ▲

d1	5.5	6.6	9	11	14	18	22	26									
d2	18	22	28	34	44	56	72	85									
h (Max)	2	2	3	3	4	5	6	6									
Length/dim	**M5**	**M6**	**M8**	**M10**	**M12**	**M16**	**M20**	**M24**									
	●▲	●▲	●▲	●▲	●▲	●▲	●▲	●▲									

CLICK HERE TO RETURN TO THE CONTENTS PAGE ❯

KNURLED THUMB SCREWS DIN 464

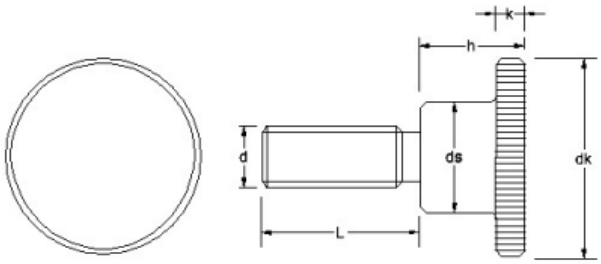

Material grades: A2:●

dk	12	16	20	24	30	36											
ds	6	8	10	12	16	20											
h	7.5	9.5	11.5	15.0	18.0	23.0											
k	2.5	3.5	4.0	5.0	6.0	8.0											
Pitch	0.5	0.7	0.8	1.0	1.25	1.5											
Length/dim	**M3**	**M4**	**M5**	**M6**	**M8**	**M10**											
4	●																
5	●	●															
6	●	●	●														
8	●	●	●	●													
10	●	●	●	●													
12	●	●	●	●	●												
16	●	●	●	●	●												
20	●	●	●	●	●	●											
25		●	●	●	●	●											
30		●		●	●	●											

CLICK HERE TO RETURN TO THE CONTENTS PAGE ❯

KNURLED THUMB SCREWS DIN 464

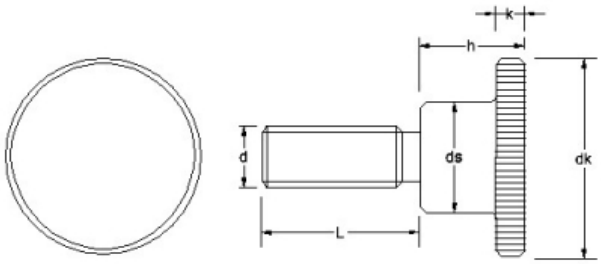

Material grades: A2: ●

dk	12	16	20	24	30	36
ds	6	8	10	12	16	20
h	7.5	9.5	11.5	15.0	18.0	23.0
k	2.5	3.5	4.0	5.0	6.0	8.0
Pitch	0.5	0.7	0.8	1.0	1.25	1.5

Length/dim	M3	M4	M5	M6	M8	M10
4	●					
5	●	●				
6	●	●	●			
8	●	●	●	●		
10	●	●	●	●		
12	●	●	●	●	●	
16	●	●	●	●	●	
20	●	●	●	●	●	●
25		●	●	●	●	●
30		●		●	●	●

CLICK HERE TO RETURN TO THE CONTENTS PAGE ❯

KNURLED THUMB SCREWS WITH SLOT DIN 465

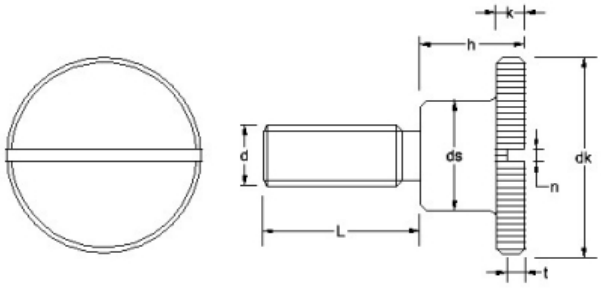

Material grades: A2: ●

dk	12	16	20	24
ds	6	8	10	12
h	7.5	9.5	11.5	15.0
k	2.5	3.5	4.0	5.0
n	0.8	1.0	1.2	1.6
Pitch	0.5	0.7	0.8	1.0
t (Min)	1.8	2.2	2.8	3.5

Length/dim	M3	M4	M5	M6
6	●	●	●	
8	●	●	●	
10	●	●	●	●
12	●	●	●	●
16	●	●	●	●
20	●	●	●	●

CLICK HERE TO RETURN TO THE CONTENTS PAGE ❯

KNURLED THUMB SCREWS WITH SLOT DIN 465

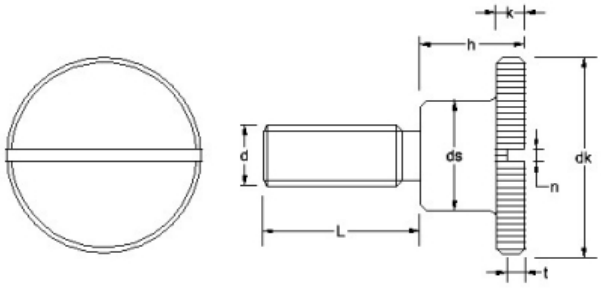

Material grades: A2: ●

dk	12	16	20	24
ds	6	8	10	12
h	7.5	9.5	11.5	15.0
k	2.5	3.5	4.0	5.0
n	0.8	1.0	1.2	1.6
Pitch	0.5	0.7	0.8	1.0
t (Min)	1.8	2.2	2.8	3.5

Length/dim	M3	M4	M5	M6
6	●	●	●	
8	●	●	●	
10	●	●	●	●
12	●	●	●	●
16	●	●	●	●
20	●	●	●	●

CLICK HERE TO RETURN TO THE CONTENTS PAGE ❯

KNURLED THUMB NUTS HIGH TYPE DIN 466

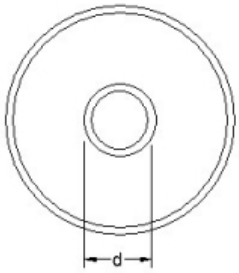

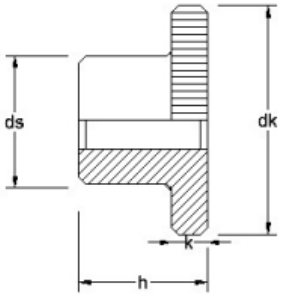

Material grades: A2: ●

dk	9	11	12	16	20	24	30	36									
ds	4.5	5	6	8	10	12	16	20									
h	5.3	6.5	7.5	9.5	11.5	15.0	18.0	23.0									
k	2.0	2.5	2.5	3.5	4.0	5.0	6.0	8.0									
Pitch	0.40	0.45	0.50	0.70	0.80	1.00	1.25	1.50									
Length/dim	**M2**	**M2.5**	**M3**	**M4**	**M5**	**M6**	**M8**	**M10**									
	●	●	●	●	●	●	●	●									

CLICK HERE TO RETURN TO THE CONTENTS PAGE ❯

KNURLED THUMB NUTS HIGH TYPE DIN 466

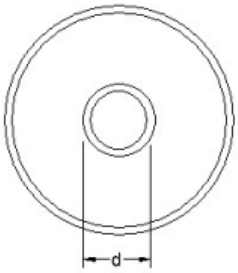

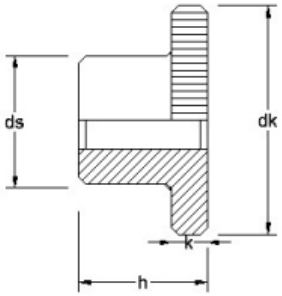

Material grades: A2:●

dk	9	11	12	16	20	24	30	36									
ds	4.5	5	6	8	10	12	16	20									
h	5.3	6.5	7.5	9.5	11.5	15.0	18.0	23.0									
k	2.0	2.5	2.5	3.5	4.0	5.0	6.0	8.0									
Pitch	0.40	0.45	0.50	0.70	0.80	1.00	1.25	1.50									
Length/dim	**M2**	**M2.5**	**M3**	**M4**	**M5**	**M6**	**M8**	**M10**									
	●	●	●	●	●	●	●	●									

CLICK HERE TO RETURN TO THE CONTENTS PAGE ❯

KNURLED THUMB NUTS THIN TYPE DIN 467

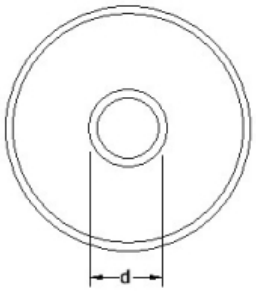

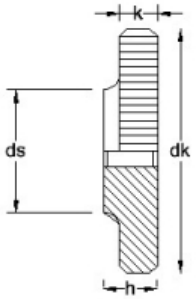

Material grades: A2:●

dk	11	12	16	20	24	30	36										
ds	5	6	8	10	12	16	20										
h	3	3	4	5	6	8	10										
k	2.5	2.5	3.5	4.0	5.0	6.0	8.0										
Pitch	0.45	0.50	0.70	0.80	1.00	1.25	1.50										
Length/dim	**M2.5**	**M3**	**M4**	**M5**	**M6**	**M8**	**M10**										
	●	●	●	●	●	●	●										

CLICK HERE TO RETURN TO THE CONTENTS PAGE ❯

KNURLED THUMB NUTS THIN TYPE DIN 467

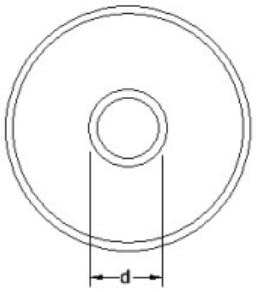

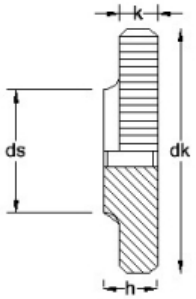

Material grades: A2:●

dk	11	12	16	20	24	30	36										
ds	5	6	8	10	12	16	20										
h	3	3	4	5	6	8	10										
k	2.5	2.5	3.5	4.0	5.0	6.0	8.0										
Pitch	0.45	0.50	0.70	0.80	1.00	1.25	1.50										
Length/dim	**M2.5**	**M3**	**M4**	**M5**	**M6**	**M8**	**M10**										
	●	●	●	●	●	●	●										

CLICK HERE TO RETURN TO THE CONTENTS PAGE ❯

EXTERNAL CIRCLIPS DIN 471

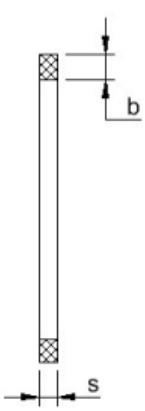

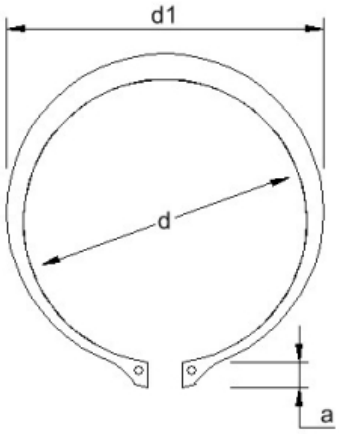

Material grades: A2:●

a (Max)	1.9	2.2	2.5	2.7	3.1	3.2	3.3	3.3	3.3	3.3	3.4	3.5	3.6	3.7	3.8	3.9	3.9
b	0.8	0.9	1.1	1.3	1.4	1.5	1.7	1.8	1.8	1.8	1.9	2.1	2.2	2.2	2.3	2.5	2.5
d	2.7	3.7	4.7	5.6	6.5	7.4	8.4	9.3	10.2	11	11.9	12.9	13.8	14.7	15.7	16.5	17.5
s	0.4	0.4	0.6	0.7	0.8	0.8	1	1	1	1	1	1	1	1	1	1.2	1.2
Length/dim	**3**	**4**	**5**	**6**	**7**	**8**	**9**	**10**	**11**	**12**	**13**	**14**	**15**	**16**	**17**	**18**	**19**
	●	●	●	●	●	●	●	●	●	●	●	●	●	●	●	●	●

CLICK HERE TO RETURN TO THE CONTENTS PAGE ❯

EXTERNAL CIRCLIPS DIN 471

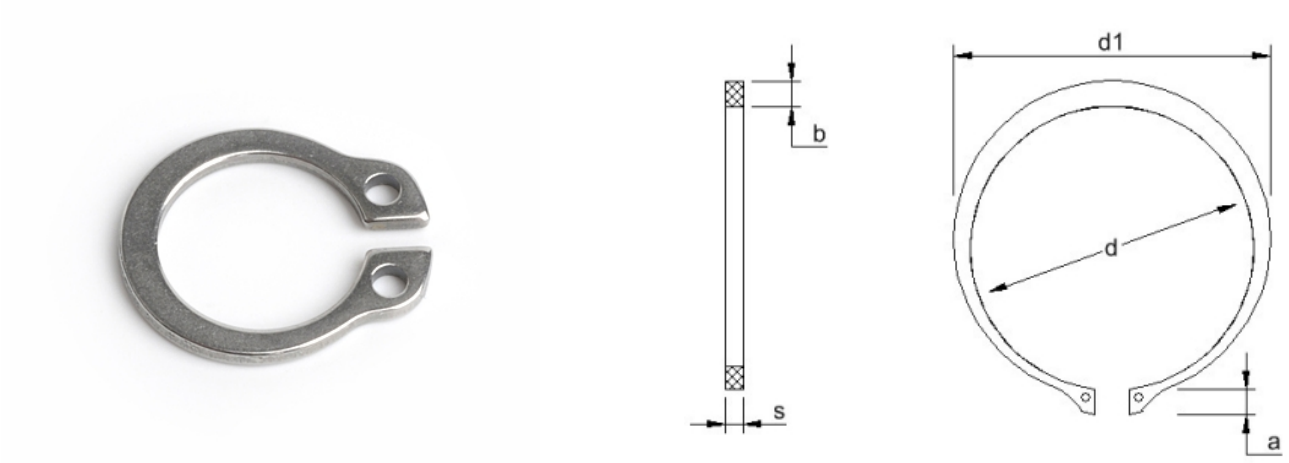

Material grades: A2:●

a (Max)	4	4.1	4.2	4.3	4.4	4.4	4.4	4.6	4.7	4.8	5	5.2	5.4	5.6	5.6	5.8	5.9
b	2.6	2.7	2.8	2.9	3	3	3.1	3.1	3.2	3.4	3.5	3.6	3.8	3.9	4	4.2	4.3
d	18.5	19.5	20.5	21.4	22.2	23.2	24.2	25.1	25.9	26.9	27.9	29.6	31.5	32.2	33.2	35.2	36
s	1.2	1.2	1.2	1.2	1.2	1.2	1.2	1.2	1.5	1.5	1.5	1.5	1.5	1.5	1.75	1.75	1.75
Length/dim	**20**	**21**	**22**	**23**	**24**	**25**	**26**	**27**	**28**	**29**	**30**	**32**	**34**	**35**	**36**	**38**	**39**
	●	●	●	●	●	●	●	●	●	●	●	●	●	●	●	●	●

CLICK HERE TO RETURN TO THE CONTENTS PAGE ❯

EXTERNAL CIRCLIPS DIN 471

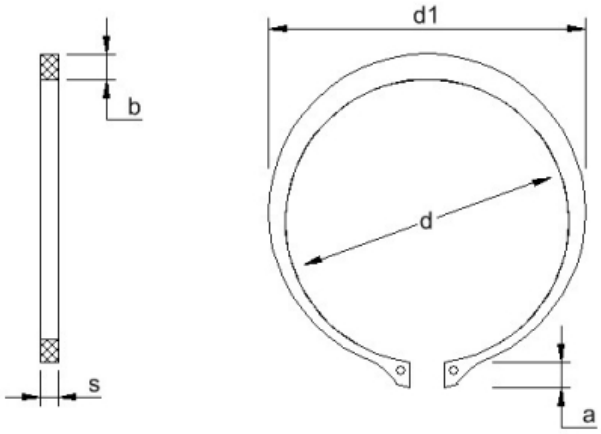

Material grades: A2: ●

a (Max)	6	6.5	6.7	6.9	6.9	7	7.2	7.4	7.8	8.1	8.4	8.6	8.7	8.8	9.4	9.6
b	4.4	4.5	4.7	5	5.1	5.2	5.4	5.8	6.3	6.6	7.0	7.4	7.8	8.2	8.6	9.0
d	36.5	38.5	41.5	44.5	45.8	47.8	50.8	55.8	60.8	65.5	70.5	74.5	79.5	84.5	89.5	94.5
s	1.75	1.75	1.75	1.75	2	2	2	2	2.5	2.5	2.5	2.5	3	3	3	3
Length/dim	**40**	**42**	**45**	**48**	**50**	**52**	**55**	**60**	**65**	**70**	**75**	**80**	**85**	**90**	**95**	**100**
	●	●	●	●	●	●	●	●	●	●	●	●	●	●	●	●

CLICK HERE TO RETURN TO THE CONTENTS PAGE ❯

INTERNAL CIRCLIPS DIN 472

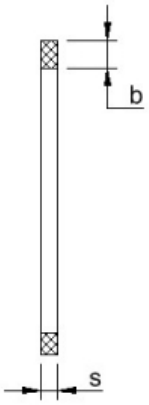

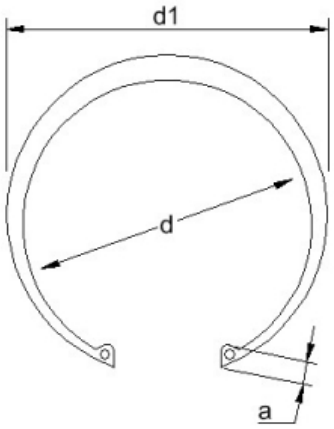

Material grades: A2: ●

a (Max)	2.4	2.5	3.2	3.3	3.4	3.6	3.7	3.7	3.8	3.9	4.1	4.1	4.2	4.2	4.2	4.3	4.4
b	1.1	1.3	1.4	1.5	1.7	1.8	1.9	2	2	2.1	2.2	2.2	2.3	2.5	2.5	2.5	2.6
d1	8.7	9.8	10.8	11.8	13	14.1	15.1	16.2	17.3	18.3	19.5	20.5	21.5	22.5	23.5	24.6	25.9
s	0.8	0.8	1	1	1	1	1	1	1	1	1	1	1	1	1	1	1.2
Length/dim	**8**	**9**	**10**	**11**	**12**	**13**	**14**	**15**	**16**	**17**	**18**	**19**	**20**	**21**	**22**	**23**	**24**
	●	●	●	●	●	●	●	●	●	●	●	●	●	●	●	●	●

CLICK HERE TO RETURN TO THE CONTENTS PAGE ❯

INTERNAL CIRCLIPS DIN 472

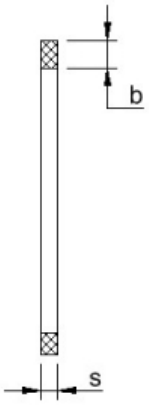

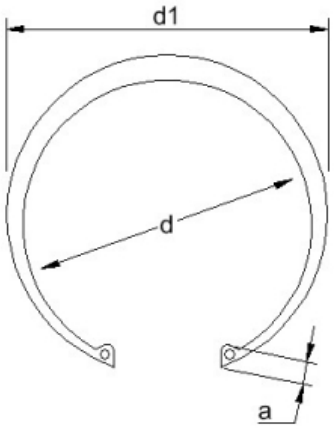

Material grades: A2:●

a (Max)	4.5	4.7	4.7	4.8	4.8	4.8	5.2	5.4	5.4	5.4	5.4	5.4	5.5	5.5	5.6	5.8	5.9
b	2.7	2.8	2.8	2.9	3.0	3.0	3.2	3.2	3.3	3.3	3.4	3.5	3.6	3.7	3.8	3.9	4.0
d1	26.9	27.9	28.9	30.1	31.1	32.1	33.4	34.4	35.5	36.5	37.8	38.8	39.8	40.8	42	43.5	44.5
s	1.2	1.2	1.2	1.2	1.2	1.2	1.2	1.2	1.2	1.5	1.5	1.5	1.5	1.5	1.5	1.75	1.75
Length/dim	**25**	**26**	**27**	**28**	**29**	**30**	**31**	**32**	**33**	**34**	**35**	**36**	**37**	**38**	**39**	**40**	**41**
	●	●	●	●	●	●	●	●	●	●	●	●	●	●	●	●	●

CLICK HERE TO RETURN TO THE CONTENTS PAGE ❯

INTERNAL CIRCLIPS DIN 472

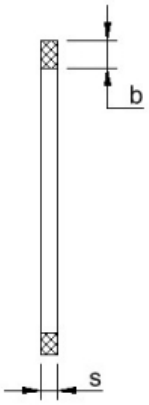

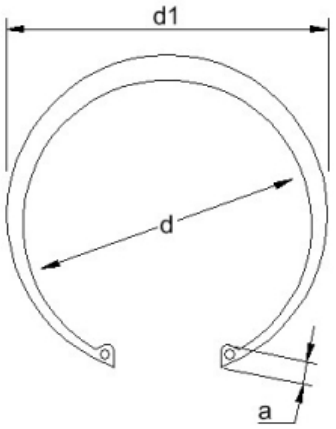

Material grades: A2: ●

a (Max)	5.9	5.9	6.0	6.2	6.4	6.4	6.5	6.7	6.8	6.9	7.3	7.3	7.6	7.8	7.8	7.8	7.8
b	4.1	4.2	4.2	4.3	4.4	4.5	4.6	4.7	5	5.2	5.4	5.5	5.8	6.1	6.2	6.4	6.6
d1	45.5	46.5	47.5	48.5	50.5	51.5	54.2	56.2	59.2	62.2	64.2	66.2	69.2	72.5	74.5	76.5	79.5
s	1.75	1.75	1.75	1.75	1.75	1.75	2	2	2	2	2	2	2.5	2.5	2.5	2.5	2.5
Length/dim	**42**	**43**	**44**	**45**	**47**	**48**	**50**	**52**	**55**	**58**	**60**	**62**	**65**	**68**	**70**	**72**	**75**
	●	●	●	●	●	●	●	●	●	●	●	●	●	●	●	●	●

CLICK HERE TO RETURN TO THE CONTENTS PAGE ❯

INTERNAL CIRCLIPS DIN 472

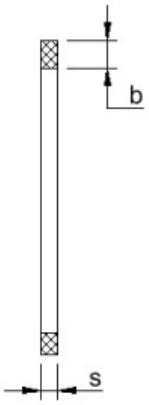

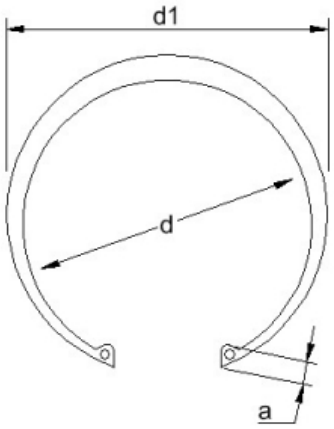

Material grades: A2: ●

a (Max)	8.5	8.6	8.6	8.8	9.2												
b	7.0	7.2	7.6	8.1	8.7												
d1	85.5	90.5	95.5	100.5	105.5												
s	2.5	3	3	3	3												
Length/dim	**80**	**85**	**90**	**95**	**100**	**105**	**110**	**120**	**130**	**140**	**150**						
	●	●	●	●	●	●	●	●	●	●	●						

CLICK HERE TO RETURN TO THE CONTENTS PAGE ❯

SLOTTED ROUND NUTS DIN 546

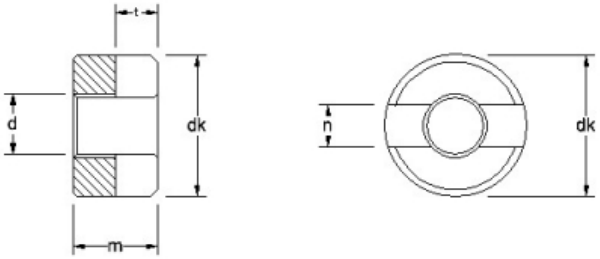

Material grades: A2:● A4: ▲

dk	4.5	5.5	6.0	8.0	9.0	11.0	14.0	18.0	21.0	26.0							
m	2.0	2.2	2.5	3.5	4.2	5.0	6.5	8.0	10.0	12.0							
n	1.0	1.2	1.2	1.4	2.0	2.5	3.0	3.5	4.0	4.0							
Pitch	0.40	0.45	0.50	0.70	0.80	1.00	1.25	1.50	1.75	2.00							
t (Min)	0.8	0.9	1.0	1.2	1.5	2.0	2.5	3.2	3.8	3.8							
Length/dim	**M2**	**M2.5**	**M3**	**M4**	**M5**	**M6**	**M8**	**M10**	**M12**	**M16**							
	●▲	●▲	●▲	●▲	●▲	●▲	●▲	●▲	▲	▲							

CLICK HERE TO RETURN TO THE CONTENTS PAGE ❯

SLOTTED SET SCREWS FLAT POINT DIN 551

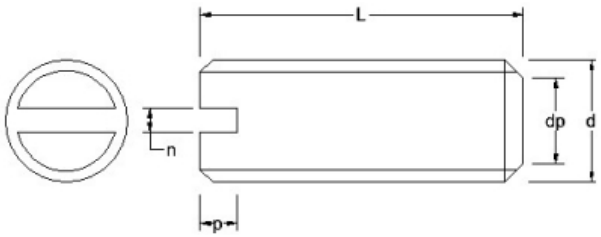

Material grades: A2:● A4: ▲

dp (Max)	*	*	*	1	1.5	2	2.5	3.5	4	5.5							
n	0.2	0.2	0.25	0.25	0.4	0.4	0.6	0.8	1	1.2							
Pitch	0.25	0.3	0.35	0.4	0.45	0.5	0.7	0.8	1.0	1.25							
p	0.4	0.48	0.56	0.64	0.72	0.8	1.12	1.28	1.6	2							
Length/dim	**M1.2**	**M1.4**	**M1.6**	**M2**	**M2.5**	**M3**	**M4**	**M5**	**M6**	**M8**	**M10**	**M12**					
1.5	●																
2	●	●	●	●													
2.5				●													
3	●	●	●	●	●	●											
4	●	●	●	●	●	●	●▲	●									
5	●	●	●	●	●	●	●▲	●▲									
6	●	●	●	●	●	●	●▲	●▲	●▲	●							
8	●	●	●	●	●	●	●▲	●▲	●▲	●▲							
10	●	●	●	●	●	●	●▲	●▲	●▲	●▲	●▲						
12				●	●	●	●▲	●▲	●▲	●▲	●▲	●					
16					●	●	●▲	●▲	●▲	●▲	●						
18										●	▲						
20						●	●▲	●▲	●▲	●▲	●▲						
25							●▲	●▲	●▲	●▲	●▲	●					
30							●▲	●▲	●▲	●▲	●▲	●					
35							●▲	●▲	●▲	●▲	●▲						

CLICK HERE TO RETURN TO THE CONTENTS PAGE ❯

SLOTTED SET SCREWS FLAT POINT DIN 551

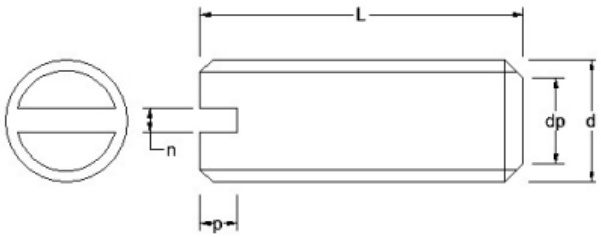

Material grades: A2:● A4: ▲

dp (Max)	*	*	*	1	1.5	2	2.5	3.5	4	5.5							
n	0.2	0.2	0.25	0.25	0.4	0.4	0.6	0.8	1	1.2							
Pitch	0.25	0.3	0.35	0.4	0.45	0.5	0.7	0.8	1.0	1.25							
p	0.4	0.48	0.56	0.64	0.72	0.8	1.12	1.28	1.6	2							
Length/dim	**M1.2**	**M1.4**	**M1.6**	**M2**	**M2.5**	**M3**	**M4**	**M5**	**M6**	**M8**	**M10**	**M12**					
40							●▲	●▲	●▲	●▲	●▲	●					
45							●	●	●▲	●▲	●▲						
50							●	●	●▲	●▲	●▲						
55									●▲								
60									●▲	●▲	●▲						
70									●	●	●						
80										●	●						
90											●						

CLICK HERE TO RETURN TO THE CONTENTS PAGE ❯

SLOTTED SET SCREWS CONE POINT DIN 553

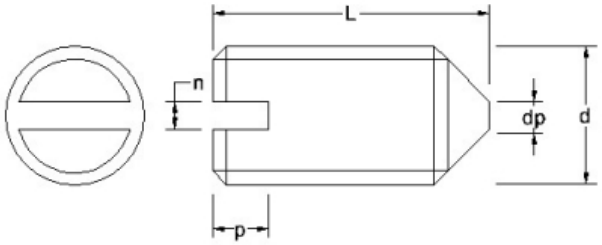

Material grades: A2:● A4: ▲

n (Min)	0.31	0.31	0.46	0.46	0.66	0.86	1.06	1.26	1.66	2.10							
Pitch	0.35	0.4	0.45	0.5	0.7	0.8	1.0	1.25	1.5	1.75							
p (Min)	0.56	0.64	0.72	0.80	1.12	1.28	1.60	2.00	2.40	2.80							
Length/dim	**M1.6**	**M2**	**M2.5**	**M3**	**M4**	**M5**	**M6**	**M8**	**M10**	**M12**							
2	●	●															
2.5		●															
3	●	●	●	●													
4	●	●	●	●	●												
5	●	●	●	●	●												
6	●	●	●	●	●▲	●▲	●▲										
8	●	●	●	●	●▲	●▲	●▲	●▲									
10	●	●	●	●	●▲	●▲	●▲	●▲	●▲								
12		●		●	●▲	●▲	●▲	●▲	●▲								
14				●													
16				●	●▲	●▲	●▲	●▲	●▲								
18							●	●									
20				●	●▲	●▲	●▲	●▲	●▲	●							
25					●▲	●▲	●▲	●▲	●▲								
30					●▲	●▲	●▲	●▲	●▲								
35						●	●▲	●	●	●							
40					●	●	●▲	●▲	●▲	●							

CLICK HERE TO RETURN TO THE CONTENTS PAGE ❯

SLOTTED SET SCREWS CONE POINT DIN 553

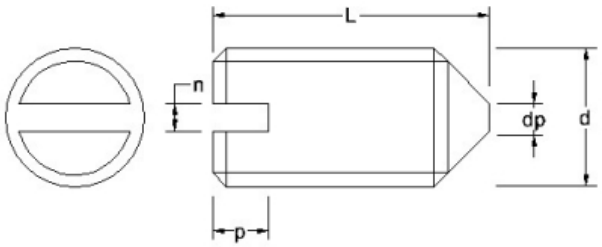

Material grades: A2:● A4: ▲

n (Min)	0.31	0.31	0.46	0.46	0.66	0.86	1.06	1.26	1.66	2.10							
Pitch	0.35	0.4	0.45	0.5	0.7	0.8	1.0	1.25	1.5	1.75							
p (Min)	0.56	0.64	0.72	0.80	1.12	1.28	1.60	2.00	2.40	2.80							
Length/dim	**M1.6**	**M2**	**M2.5**	**M3**	**M4**	**M5**	**M6**	**M8**	**M10**	**M12**							
45								●									
50					●	●		●▲	▲								

CLICK HERE TO RETURN TO THE CONTENTS PAGE ❯

CHAMFERED SQUARE NUTS DIN 557

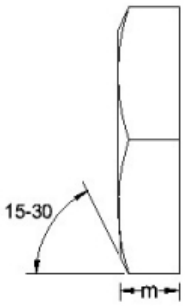

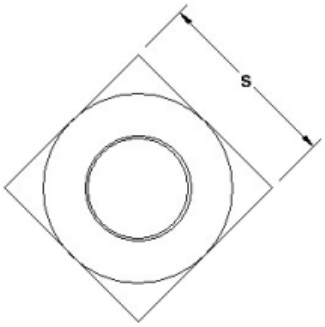

Material grades: A2:● A4: ▲

m	4.0	5.0	6.5	8.0	10	13
Pitch	0.80	1.00	1.25	1.50	1.75	2.00
s	8.0	10	13	17	19	24
Length/dim	**M5**	**M6**	**M8**	**M10**	**M12**	**M16**
	●▲	●▲	●▲	●▲	●▲	●▲

CLICK HERE TO RETURN TO THE CONTENTS PAGE ❯

SQUARE NUTS DIN 562

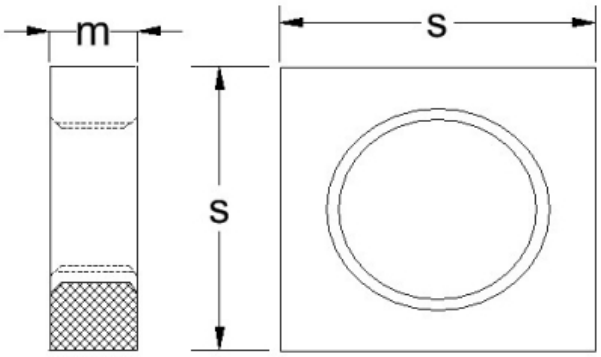

Material grades: A2:● A4: ▲

m	1.2	1.6	1.8	2.2	2.7	3.2	4	5									
Pitch	0.40	0.45	0.50	0.70	0.80	1.00	1.25	1.50									
s	4.0	5.0	5.5	7.0	8.0	10	13	17									
Length/dim	**M2**	**M2.5**	**M3**	**M4**	**M5**	**M6**	**M8**	**M10**									
	●	●▲	●▲	●▲	●▲	●▲	●▲	●▲									

CLICK HERE TO RETURN TO THE CONTENTS PAGE ❯

HEXAGON HEAD COACH SCREWS DIN 571

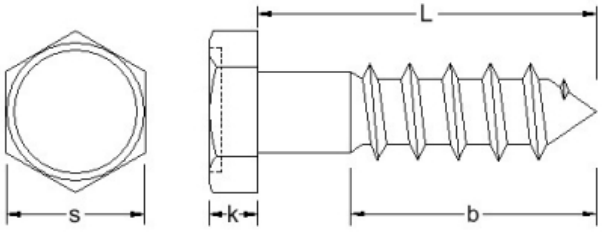

Material grades: A2:● A4: ▲

b	0.6 x L	0.6 x L	0.6 x L	0.6 x L	0.6 x L	0.6 x L	0.6 x L
k	3.5	4	5	5.5	7	8	10
s	8	10	12	13	17	19	24
Length/dim	**5**	**6**	**7**	**8**	**10**	**12**	**16**
20	●	●					
25	●▲	●▲		●▲			
30	●▲	●▲	●▲	●▲			
35	●▲	●▲	●▲	●▲			
40	●▲	●▲	●▲	●▲	●▲		
45	●▲	●▲	●▲	●▲	●▲		
50	●▲	●▲	●▲	●▲	●▲	●▲	●▲
55	●▲	●▲	●▲	●▲	●▲	●▲	
60	●▲	●▲	●▲	●▲	●▲	●▲	●▲
65		●▲	●▲	●▲	●▲	●▲	
70	●▲	●▲	●▲	●▲	●▲	●▲	●▲
75				●▲	●▲	●▲	
80	●	●▲	●▲	●▲	●▲	●▲	●▲
90		●▲	●▲	●▲	●▲	●▲	●▲
100		●▲	●▲	●▲	●▲	●▲	●▲
110		●▲	●▲	●▲	●▲	●▲	●▲
120		●▲	●▲	●▲	●▲	●▲	●▲

CLICK HERE TO RETURN TO THE CONTENTS PAGE ❯

HEXAGON HEAD COACH SCREWS DIN 571

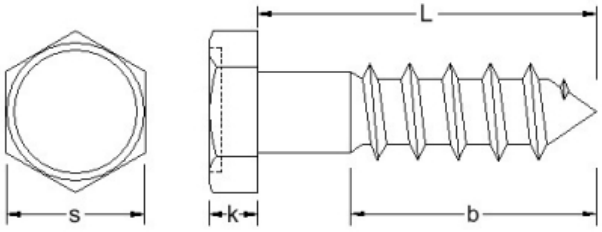

Material grades: A2:● A4: ▲

b	0.6 x L	0.6 x L	0.6 x L	0.6 x L	0.6 x L	0.6 x L	0.6 x L
k	3.5	4	5	5.5	7	8	10
s	8	10	12	13	17	19	24
Length/dim	**5**	**6**	**7**	**8**	**10**	**12**	**16**
130		●▲	●▲	●▲	●▲	●▲	●▲
140		●	●▲	●▲	●▲	●▲	●▲
150			●▲	●▲	●▲	●▲	●▲
160			●	●▲	●▲	●▲	●▲
170			●				
180			●	●▲	●▲	●▲	●▲
190			●				
200				●▲	●▲	●▲	●▲
210			●				
220					●	●	
240					●	●	
260					●	●	
280					●	●	
300					●	●	

CLICK HERE TO RETURN TO THE CONTENTS PAGE ❯

LIFTING EYE BOLTS (CAST) ART.580

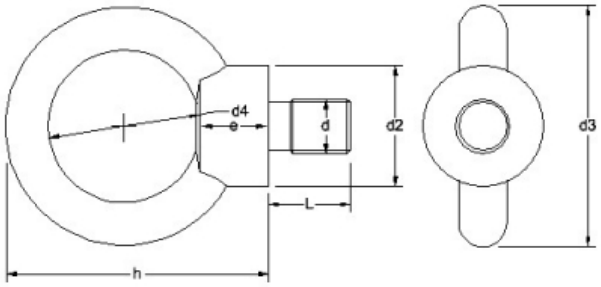

Material grades: A2:● A4: ▲

d2	16	20	25	30	35	40	50	65	65	75							
d3	27	36	45	54	63	72	90	108	108	126							
d4	16	20	25	30	35	40	50	60	60	70							
e	6	6	8	10	12	14	18	22	22	26							
h	31	36	45	53	62	71	90	109	109	128							
L	11.0	13.0	17.0	20.5	27.0	30.0	36.0	45.0	45.0	54.0							
Pitch	1.00	1.25	1.50	1.75	2.00	2.50	3.00	3.00	3.50	4.00							
Length/dim	**M6**	**M8**	**M10**	**M12**	**M16**	**M20**	**M24**	**M27**	**M30**	**M36**							
	●▲	●▲	●▲	●▲	●▲	●▲	●▲	●▲	●▲	●▲							

CLICK HERE TO RETURN TO THE CONTENTS PAGE ❯

LIFTING EYE BOLTS (DROP FORGED) ART.580

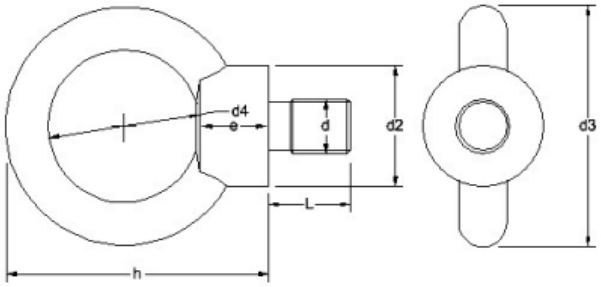

Material grades: A2:● A4: ▲

d2	16	20	25	30	35	40	50	65	65	75							
d3	27	36	45	54	63	72	90	108	108	126							
d4	16	20	25	30	35	40	50	60	60	70							
e	6	6	8	10	12	14	18	22	22	26							
h	31	36	45	53	62	71	90	109	109	128							
L	11.0	13.0	17.0	20.5	27.0	30.0	36.0	45.0	45.0	54.0							
Pitch	1.00	1.25	1.50	1.75	2.00	2.50	3.00	3.00	3.50	4.00							
Length/dim	**M6**	**M8**	**M10**	**M12**	**M16**	**M20**	**M24**	**M27**	**M30**	**M36**							
	●▲	●▲	●▲	●▲	●▲	●▲	●▲	●▲	●▲	●▲							

CLICK HERE TO RETURN TO THE CONTENTS PAGE ❯

LIFTING EYE NUTS (CAST) ART.582

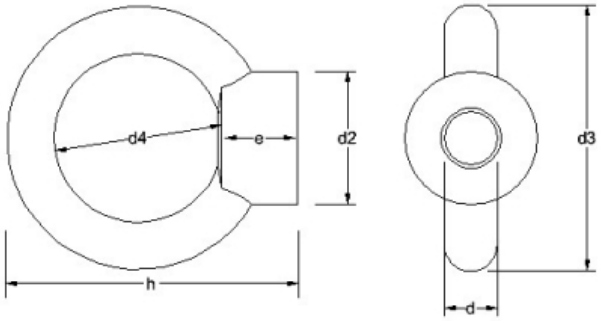

Material grades: A2:● A4: ▲

d2	16	20	25	30	35	40	50	65	65	75							
d3	27	36	45	54	63	72	90	108	108	126							
d4	16	20	25	30	35	40	50	60	60	70							
e	8.0	8.5	10.0	11.0	13.0	16.0	20.0	22.0	25.0	30.0							
h	31	36	45	53	62	71	90	109	109	128							
Pitch	1.00	1.25	1.50	1.75	2.00	2.50	3.00	3.00	3.50	4.00							
Length/dim	**M6**	**M8**	**M10**	**M12**	**M16**	**M20**	**M24**	**M27**	**M30**	**M36**							
	●▲	●▲	●▲	●▲	●▲	●▲	●▲	●▲	●▲	●▲							

CLICK HERE TO RETURN TO THE CONTENTS PAGE ❯

LIFTING EYE NUTS (DROP FORGED) ART.582

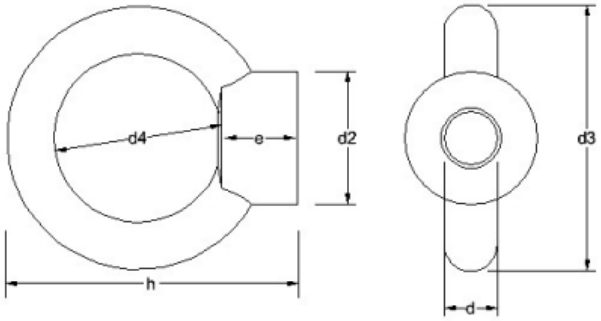

Material grades: A2:● A4: ▲

d2	16	20	25	30	35	40	50	65	65	75							
d3	27	36	45	54	63	72	90	108	108	126							
d4	16	20	25	30	35	40	50	60	60	70							
e	8.0	8.5	10.0	11.0	13.0	16.0	20.0	22.0	25.0	30.0							
h	31	36	45	53	62	71	90	109	109	128							
Pitch	1.00	1.25	1.50	1.75	2.00	2.50	3.00	3.00	3.50	4.00							
Length/dim	**M6**	**M8**	**M10**	**M12**	**M16**	**M20**	**M24**	**M27**	**M30**	**M36**							
	●▲	●▲	●▲	●▲	●▲	●▲	●▲	●▲	●▲	●▲							

CLICK HERE TO RETURN TO THE CONTENTS PAGE ❯

CARRIAGE BOLTS FULL THREAD DIN 603

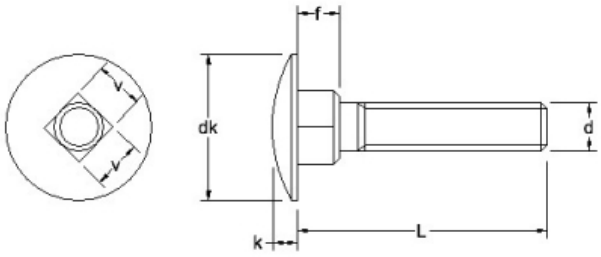

Material grades: A2:● A4: ▲

dk	12.45	15.45	19.35	23.35	29.35	37.2
f (Max)	4.1	4.6	5.6	6.6	8.75	11.1
k (Min)	2.7	3.12	4.12	4.62	6.05	8.05
Pitch	0.8	1.0	1.25	1.5	1.75	2.0
v (Max)	5.48	6.48	8.58	10.58	12.7	15.3

Length/dim	M5	M6	M8	M10	M12	M16
12	●▲	●▲				
16	●▲	●▲	●▲	●▲		
18	●▲					
20	●▲	●▲	●▲	●▲		
25	●▲	●▲	●▲	●▲	●▲	
30	●▲	●▲	●▲	●▲	●▲	●▲
35	●▲	●▲	●▲	●▲	●▲	●▲
40	●▲	●▲	●▲	●▲	●▲	●▲
45	●▲	●▲	●▲	●▲	●▲	●▲
50	●▲	●▲	●▲	●▲	●▲	●▲
55	●▲	●▲	●▲	●▲	●▲	●▲
60	●▲	●▲	●▲	●▲	●▲	●▲
65	●▲	▲	●▲	●▲	●▲	●▲
70	●▲	●▲	●▲	●▲	●▲	●▲
75	▲	●▲	●▲	●▲	●▲	●▲

CLICK HERE TO RETURN TO THE CONTENTS PAGE ❯

CARRIAGE BOLTS FULL THREAD DIN 603

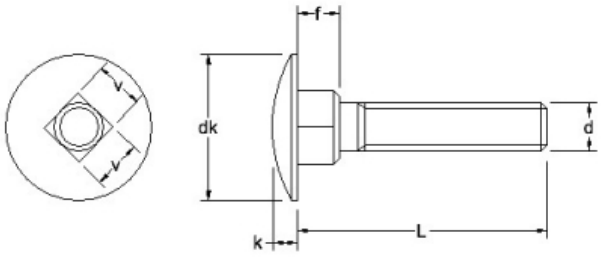

Material grades: A2:● A4: ▲

dk	12.45	15.45	19.35	23.35	29.35	37.2
f (Max)	4.1	4.6	5.6	6.6	8.75	11.1
k (Min)	2.7	3.12	4.12	4.62	6.05	8.05
Pitch	0.8	1.0	1.25	1.5	1.75	2.0
v (Max)	5.48	6.48	8.58	10.58	12.7	15.3

Length/dim	M5	M6	M8	M10	M12	M16
80	●▲	●▲	●▲	●▲	●▲	●▲
85				●▲		
90	●	●▲	●▲	●▲	●▲	●▲
100	●	●▲	●▲	●▲	●▲	●▲
110	●	●▲	●▲	●▲	●▲	●▲
120	●	●▲	●▲	●▲	●▲	●▲
130		●▲	●▲	●▲	●▲	●▲
140		●▲	●▲	●▲	●▲	●▲
150			●▲	●▲	●▲	●▲
160					●	●
180				●	●	●
200				●	●	●
220					●	
240					●	
260					●	

CLICK HERE TO RETURN TO THE CONTENTS PAGE ❯

CARRIAGE BOLTS FULL THREAD DIN 603

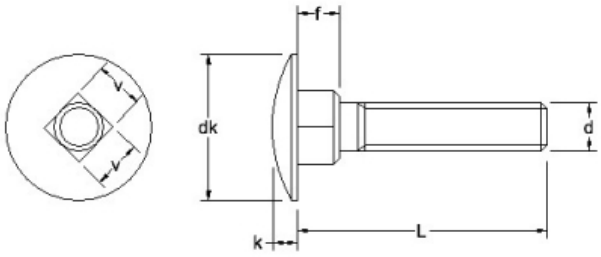

Material grades: A2:●

dk	12.45	15.45	19.35	23.35	29.35	37.2										
f (Max)	4.1	4.6	5.6	6.6	8.75	11.1										
k (Min)	2.7	3.12	4.12	4.62	6.05	8.05										
Pitch	0.8	1.0	1.25	1.5	1.75	2.0										
v (Max)	5.48	6.48	8.58	10.58	12.7	15.3										
Length/dim	**M5**	**M6**	**M8**	**M10**	**M12**	**M16**										
280					●											
300					●											

CLICK HERE TO RETURN TO THE CONTENTS PAGE ❯

CARRIAGE BOLTS DIN 603

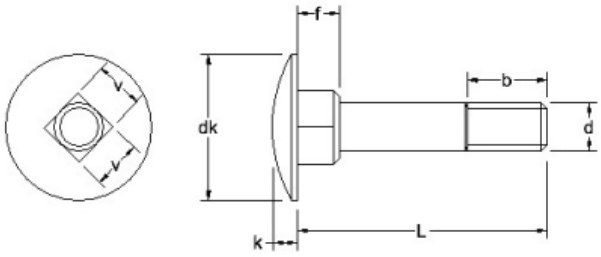

Material grades: A2:● A4: ▲

b (Max)	16	18	22	26	36	38
dk	12.45	15.45	19.35	23.35	29.35	37.2
f (Max)	4.1	4.6	5.6	6.6	8.75	11.1
k (Min)	2.7	3.12	4.12	4.62	6.05	8.05
Pitch	0.8	1.0	1.25	1.5	1.75	2.0
v (Max)	5.48	6.48	8.58	10.58	12.7	15.3

Length/dim	M5	M6	M8	M10	M12	M16
25	●▲	●▲				
30	●▲	●▲	●▲			
35	●▲	●▲	●▲	●▲		
40	●▲	●▲	●▲	●▲	●▲	●▲
45	●▲	●▲	●▲	●▲	●▲	●▲
50	●▲	●▲	●▲	●▲	●▲	●▲
55	●▲	●▲	●▲	●▲	●▲	●▲
60	●▲	●▲	●▲	●▲	●▲	●▲
65	●▲	●▲	●▲	●▲	●▲	●▲
70	●▲	●▲	●▲	●▲	●▲	●▲
75	●▲	●▲	●▲	●▲	●▲	●▲
80	●▲	●▲	●▲	●▲	●▲	●▲
85				●▲		
90		●▲	●▲	●▲	●▲	●▲

CLICK HERE TO RETURN TO THE CONTENTS PAGE ❯

CARRIAGE BOLTS DIN 603

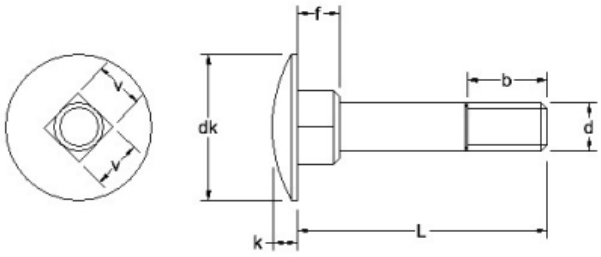

Material grades: A2:● A4: ▲

b (Max)	16	18	22	26	36	38
dk	12.45	15.45	19.35	23.35	29.35	37.2
f (Max)	4.1	4.6	5.6	6.6	8.75	11.1
k (Min)	2.7	3.12	4.12	4.62	6.05	8.05
Pitch	0.8	1.0	1.25	1.5	1.75	2.0
v (Max)	5.48	6.48	8.58	10.58	12.7	15.3

Length/dim	M5	M6	M8	M10	M12	M16
100		●▲	●▲	●▲	●▲	●▲
110		●▲	●▲	●▲	●▲	●▲
120		●▲	●▲	●▲	●▲	●▲
130		●	●▲	●▲	●▲	●▲
140		●	●▲	●▲	●▲	●▲
150			●▲	●▲	●▲	●▲
160			●	●	●	●
170			●			
180			●	●	●	●
190			●			
200			●		●	●
220				●	●	●
240				●	●	●
260				●	●	●

CLICK HERE TO RETURN TO THE CONTENTS PAGE ❯

CARRIAGE BOLTS DIN 603

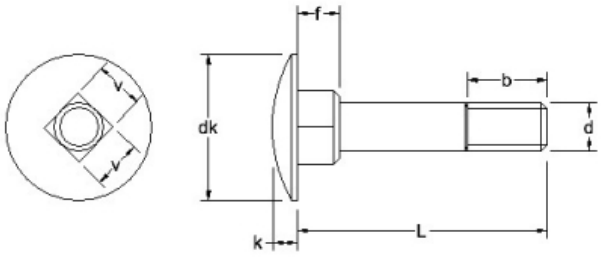

Material grades: A2: ●

b (Max)	16	18	22	26	36	38
dk	12.45	15.45	19.35	23.35	29.35	37.2
f (Max)	4.1	4.6	5.6	6.6	8.75	11.1
k (Min)	2.7	3.12	4.12	4.62	6.05	8.05
Pitch	0.8	1.0	1.25	1.5	1.75	2.0
v (Max)	5.48	6.48	8.58	10.58	12.7	15.3

Length/dim	M5	M6	M8	M10	M12	M16
280				●	●	●
300				●	●	●

CLICK HERE TO RETURN TO THE CONTENTS PAGE ❯

ROUND HEAD SOLID RIVETS DIN 660

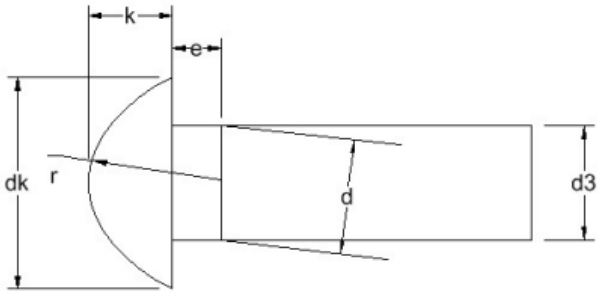

Material grades: A2:● A4: ▲

d3	1.87	2.87	3.87	4.82	5.82												
dk	3.5	5.2	7	8.8	10.5												
e	1.0	1.5	2.0	2.5	3.0												
k	1.2	1.8	2.4	3.0	3.6												
r	1.9	2.8	3.8	4.6	5.7												
Length/dim	**2**	**3**	**4**	**5**	**6**												
6	●▲	●▲	●▲	●▲													
8	●▲	●▲	●▲	●▲													
10	●▲	●▲	●▲	●▲	●▲												
12	●▲	●▲	●▲	●▲	●▲												
14	●▲	●▲	●▲	●▲	●▲												
16	●▲	●▲	●▲	●▲	●▲												
18	●▲	●▲	●▲	●▲	●▲												
20	●▲	●▲	●▲	●▲	●▲												
22	●▲	●▲	●▲	●▲	●▲												
25	●▲	●▲	●▲	●▲	●▲												
28			●▲	▲	●▲												
30			●▲	●▲	●▲												
35			●▲	●▲	●▲												
40				●▲	●▲												
45					●▲												

CLICK HERE TO RETURN TO THE CONTENTS PAGE ❯

ROUND HEAD SOLID RIVETS DIN 660

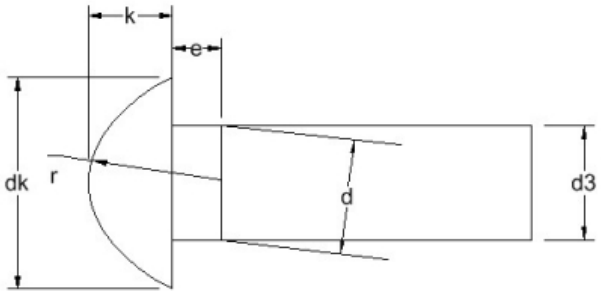

Material grades: A2:● A4: ▲

d3	1.87	2.87	3.87	4.82	5.82											
dk	3.5	5.2	7	8.8	10.5											
e	1.0	1.5	2.0	2.5	3.0											
k	1.2	1.8	2.4	3.0	3.6											
r	1.9	2.8	3.8	4.6	5.7											
Length/dim	**2**	**3**	**4**	**5**	**6**											
50					●▲											

CLICK HERE TO RETURN TO THE CONTENTS PAGE ❯

COUNTERSUNK HEAD SOLID RIVETS DIN 661

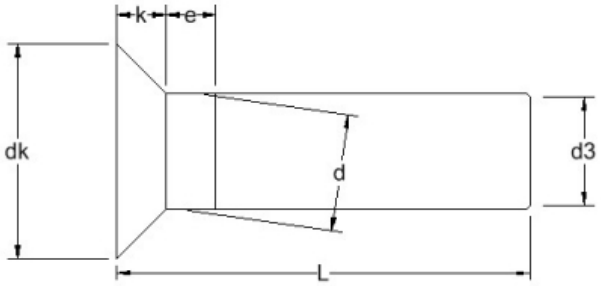

Material grades: A2:●

d3	1.87	2.87	3.87	4.82	5.82
dk	3.5	5.2	7	8.8	10.5
e	1.0	1.5	2.0	2.5	3.0
k	1.0	1.4	2.0	2.5	3.0

Length/dim	2	3	4	5	6
6	●	●	●		
8	●	●	●	●	
10	●	●	●	●	●
12	●	●	●	●	●
14	●	●	●	●	●
16	●	●	●	●	●
18	●	●	●	●	●
20	●	●	●	●	●
22	●	●	●	●	●
25	●	●	●	●	●
28			●	●	●
30			●	●	●
35			●	●	●
40				●	●
45					●
50					●

CLICK HERE TO RETURN TO THE CONTENTS PAGE ❯

SOCKET PIPE PLUGS DIN 906

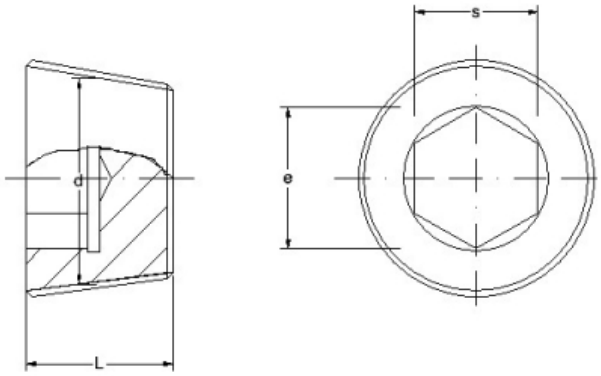

Material grades: A2:● A4: ▲

e	4.6	5.7	6.9	8.0	9.2	9.2	11.4	11.4	13.7	13.7	13.7	19.4					
L	8	8	10	10	10	10	10	10	12	12	12	12					
s	SW4	SW5	SW6	SW7	SW8	SW8	SW10	SW10	SW12	SW12	SW12	SW17					
Length/dim	**M8**	**M10**	**M12**	**M14**	**M16**	**M18**	**M20**	**M22**	**M24**	**M26**	**M27**	**M30**					
1.0	●▲	●▲															
1.5			●▲	●▲	●▲	●▲	●▲	●▲	●▲	●▲		●▲					
2.0											●▲	●▲					

CLICK HERE TO RETURN TO THE CONTENTS PAGE ❯

SOCKET PIPE PLUGS WITH COLLAR DIN 908

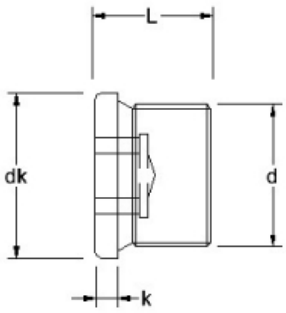

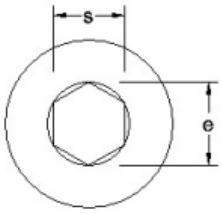

Material grades: A2:● A4: ▲

dk	14	17	19	21	23	25	27	29	31	32	36						
e	5.7	6.9	6.9	9.2	9.2	11.4	11.4	13.7	13.7	13.7	19.4						
k	3	3	3	3	4	4	4	4	4	4	4						
L	11	15	15	15	16	18	18	18	20	20	20						
s	SW5	SW6	SW6	SW8	SW8	SW10	SW10	SW12	SW12	SW12	SW17						
Length/dim	**M10**	**M12**	**M14**	**M16**	**M18**	**M20**	**M22**	**M24**	**M26**	**M27**	**M30**						
1.0	●▲																
1.5		●▲	●▲	●▲	●▲	●▲	●▲	●▲	●▲		●▲						
2.0										●▲	●▲						

CLICK HERE TO RETURN TO THE CONTENTS PAGE ❯

SOCKET CAP SCREWS DIN 912

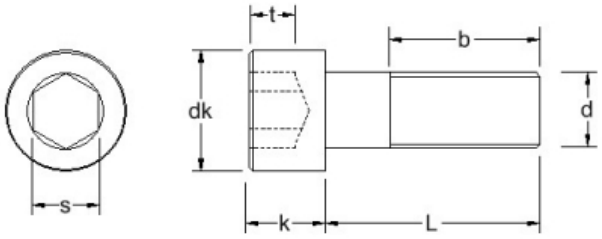

Material grades: A2:● A4: ▲ A4-80:▼

b (Max)	14.8	15	16	17	18	20	20	22	24	28	32	36	40	44	48	52	56
dk	2.6	3.0	3.8	4.5	5.5	6.0	7.0	8.5	10	13	16	18	21	24	27	30	33
k (Max)	1.4	1.6	2.0	2.5	3	3.5	4	5	6	8	10	12	14	16	18	20	22
Pitch	0.3	0.35	0.4	0.45	0.5	0.6	0.7	0.8	1.0	1.25	1.5	1.75	2.0	2.0	2.5	2.5	2.5
s	1.3	1.5	1.5	2	2.5	2.5	3	4	5	6	8	10	12	14	14	17	17
t (Min)	0.6	0.7	1.0	1.1	1.3	1.6	2.0	2.5	3	4	5	6	7	8	9	10	11

Length/dim	M1.4	M1.6	M2	M2.5	M3	M3.5	M4	M5	M6	M8	M10	M12	M14	M16	M18	M20	M22
2	●▲																
3	●▲	●▲	●▲	●▲	●▲												
4	●▲	●▲	●▲	●▲	●▲		●▲▼										
5	●▲	●▲	●▲	●▲	●▲	●▲	●▲▼	●▲▼									
6	●▲	●▲	●▲	●▲	●▲	●▲	●▲▼	●▲▼	●▲▼								
7			●														
8	●▲	●▲	●▲	●▲	●▲	●▲	●▲▼	●▲▼	●▲▼	●▲▼							
10	●▲	●▲	●▲	●▲	●▲	●▲	●▲▼	●▲▼	●▲▼	●▲▼							
12	●▲	●▲	●▲	●▲	●▲	●▲	●▲▼	●▲▼	●▲▼	●▲▼	●▲▼						
14		●▲	●▲	●▲	●▲		●▲▼	●▲▼	●▲▼	●▲▼	●▲▼						
16	●▲	●▲	●▲	●▲	●▲	●▲	●▲▼	●▲▼	●▲▼	●▲▼	●▲▼	●▲▼					
18		●▲	●	●▲	●		●▲▼	●▲▼	●▲▼	●▲▼	●▲▼	●▲					
20		●▲	●▲	●▲	●▲	●▲	●▲▼	●▲▼	●▲▼	●▲▼	●▲▼	●▲▼	●▲	●▲▼			
22			●▲	●▲	●▲		●▲▼	●▲▼	●▲▼	●▲▼	▲▼	▲					

CLICK HERE TO RETURN TO THE CONTENTS PAGE ❯

SOCKET CAP SCREWS DIN 912

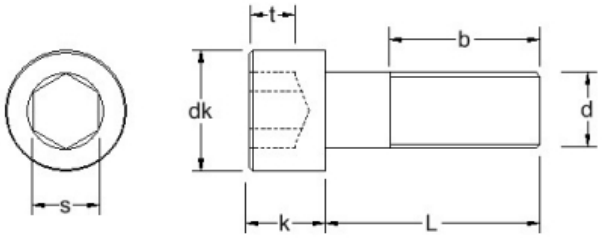

Material grades:

b (Max)	60	66	72														
dk	36	40	45														
k (Max)	24	27	30														
Pitch	3.0	3.0	3.5														
s	19	19	22														
t (Min)	12	13.5	15.5														
Length/dim	**M24**	**M27**	**M30**														
2																	
3																	
4																	
5																	
6																	
7																	
8																	
10																	
12																	
14																	
16																	
18																	
20																	
22																	

CLICK HERE TO RETURN TO THE CONTENTS PAGE ❯

SOCKET CAP SCREWS DIN 912

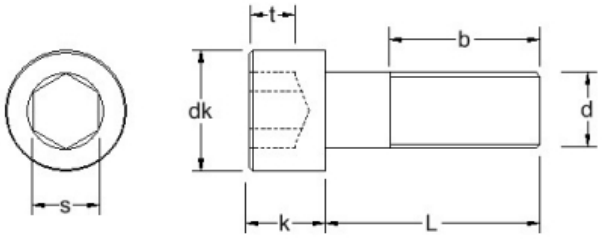

Material grades: A2:● A4: ▲ A4-80:▼

b (Max)	14.8	15	16	17	18	20	20	22	24	28	32	36	40	44	48	52	56
dk	2.6	3.0	3.8	4.5	5.5	6.0	7.0	8.5	10	13	16	18	21	24	27	30	33
k (Max)	1.4	1.6	2.0	2.5	3	3.5	4	5	6	8	10	12	14	16	18	20	22
Pitch	0.3	0.35	0.4	0.45	0.5	0.6	0.7	0.8	1.0	1.25	1.5	1.75	2.0	2.0	2.5	2.5	2.5
s	1.3	1.5	1.5	2	2.5	2.5	3	4	5	6	8	10	12	14	14	17	17
t (Min)	0.6	0.7	1.0	1.1	1.3	1.6	2.0	2.5	3	4	5	6	7	8	9	10	11

Length/dim	M1.4	M1.6	M2	M2.5	M3	M3.5	M4	M5	M6	M8	M10	M12	M14	M16	M18	M20	M22
25			●▲	●▲	●▲	●▲	●▲▼	●▲▼	●▲▼	●▲▼	●▲▼	●▲▼	●▲▼	●▲▼			
30/30								●▲									
30			●▲	●	●▲	●▲	●▲▼	●▲▼	●▲▼	●▲▼	●▲▼	●▲▼	●▲▼	●▲▼	●▲	●▲▼	
35/35							●▲	●▲	●▲								
35				●▲	●▲		●▲▼	●▲▼	●▲▼	●▲▼	●▲▼	●▲▼	●▲▼	●▲▼	●▲	●▲▼	
40/40							●▲	●▲	●▲	●▲	●▲						
40				●▲	●▲		●▲▼	●▲▼	●▲▼	●▲▼	●▲▼	●▲▼	●▲▼	●▲▼	●▲	●▲▼	●▲
45/45								●▲	●▲	●▲	●▲						
45					●▲		●▲▼	●▲▼	●▲▼	●▲▼	●▲▼	●▲▼	●▲▼	●▲▼	●▲	●▲▼	●▲
50/50								●▲	●▲	●▲	●▲						
50					●▲		●▲▼	●▲▼	●▲▼	●▲▼	●▲▼	●▲▼	●▲▼	●▲▼	●▲	●▲▼	●▲
55/55									●▲	●▲	●▲						
55					●▲		●▲▼	●▲▼	●▲▼	●▲▼	●▲▼	●▲▼	●▲▼	●▲▼	●▲	●▲▼	●▲
60					●▲		●▲▼	●▲▼	●▲▼	●▲▼	●▲▼	●▲▼	●▲▼	●▲▼	●▲	●▲▼	●▲

CLICK HERE TO RETURN TO THE CONTENTS PAGE ❯

SOCKET CAP SCREWS DIN 912

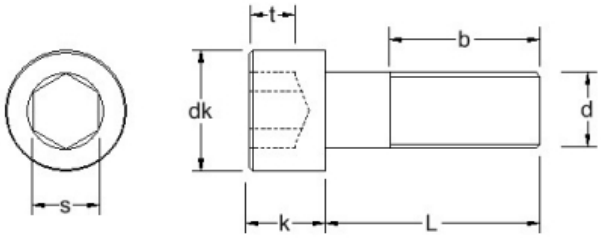

Material grades: A2:● A4: ▲ A4-80:▼

b (Max)	60	66	72															
dk	36	40	45															
k (Max)	24	27	30															
Pitch	3.0	3.0	3.5															
s	19	19	22															
t (Min)	12	13.5	15.5															
Length/dim	**M24**	**M27**	**M30**															
25																		
30/30																		
30																		
35/35																		
35																		
40/40																		
40	●▲▼																	
45/45																		
45	●▲▼																	
50/50																		
50	●▲▼	●▲	●▲															
55/55																		
55	●▲▼	●▲	●▲															
60	●▲▼	●▲	●▲															

CLICK HERE TO RETURN TO THE CONTENTS PAGE ❯

SOCKET CAP SCREWS DIN 912

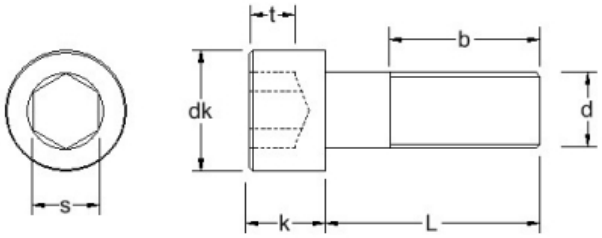

Material grades: A2:● A4: ▲ A4-80:▼

b (Max)	14.8	15	16	17	18	20	20	22	24	28	32	36	40	44	48	52	56
dk	2.6	3.0	3.8	4.5	5.5	6.0	7.0	8.5	10	13	16	18	21	24	27	30	33
k (Max)	1.4	1.6	2.0	2.5	3	3.5	4	5	6	8	10	12	14	16	18	20	22
Pitch	0.3	0.35	0.4	0.45	0.5	0.6	0.7	0.8	1.0	1.25	1.5	1.75	2.0	2.0	2.5	2.5	2.5
s	1.3	1.5	1.5	2	2.5	2.5	3	4	5	6	8	10	12	14	14	17	17
t (Min)	0.6	0.7	1.0	1.1	1.3	1.6	2.0	2.5	3	4	5	6	7	8	9	10	11

Length/dim	M1.4	M1.6	M2	M2.5	M3	M3.5	M4	M5	M6	M8	M10	M12	M14	M16	M18	M20	M22
60/60								●▲	●▲	●▲	●▲						
65					●▲		●▲	●▲▼	●▲▼	●▲▼	●▲▼	●▲▼	●▲▼	●▲▼	●▲	●▲▼	●▲
70					●▲		●▲	●▲▼	●▲▼	●▲▼	●▲▼	●▲▼	●▲▼	●▲▼	●▲	●▲▼	●▲
70/70								●▲	●▲	●▲	●▲						
75							●▲	●▲▼	●▲▼	●▲▼	●▲▼	●▲▼	●▲▼	●▲▼	●▲	●▲▼	●▲
80/80									●▲	●▲	●▲						
80							●▲	●▲▼	●▲▼	●▲▼	●▲▼	●▲▼	●▲▼	●▲▼	●▲	●▲▼	●▲
85								●▲	●▲	●	●▲	●▲	●▲	●▲	●▲	●▲	●▲
90/90									●▲	●▲	●▲						
90							●▲	●▲	●▲▼	●▲▼	●▲▼	●▲▼	●▲▼	●▲▼	●▲	●▲▼	●▲
95								●▲	●▲	●▲	●▲	●▲	●▲	●▲	●▲	●▲	●▲
100/100									●▲	●▲	●▲						
100							●▲	●▲	●▲▼	●▲▼	●▲▼	●▲▼	●▲▼	●▲▼	●▲	●▲▼	●▲
110								●▲	●▲▼	●▲	●▲▼	●▲▼	●▲▼	●▲▼	●▲	●▲▼	●▲

CLICK HERE TO RETURN TO THE CONTENTS PAGE ❯

SOCKET CAP SCREWS DIN 912

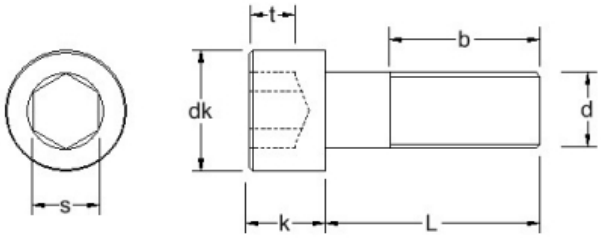

Material grades: A2:● A4: ▲ A4-80:▼

b (Max)	60	66	72
dk	36	40	45
k (Max)	24	27	30
Pitch	3.0	3.0	3.5
s	19	19	22
t (Min)	12	13.5	15.5

Length/dim	M24	M27	M30
60/60			
65	●▲▼	●▲	●▲
70	●▲▼	●▲	●▲
70/70			
75	●▲▼	●▲	●▲
80/80			
80	●▲▼	●▲	●▲
85	▲	●▲	●▲
90/90			
90	●▲▼	●▲	●▲
95	▲	●▲	●▲
100/100			
100	●▲▼	●▲	●▲
110	●▲▼	●▲	●▲

CLICK HERE TO RETURN TO THE CONTENTS PAGE ❯

SOCKET CAP SCREWS DIN 912

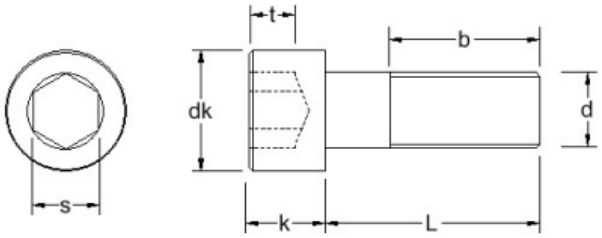

Material grades: A2:● A4: ▲ A4-80:▼

b (Max)	14.8	15	16	17	18	20	20	22	24	28	32	36	40	44	48	52	56
dk	2.6	3.0	3.8	4.5	5.5	6.0	7.0	8.5	10	13	16	18	21	24	27	30	33
k (Max)	1.4	1.6	2.0	2.5	3	3.5	4	5	6	8	10	12	14	16	18	20	22
Pitch	0.3	0.35	0.4	0.45	0.5	0.6	0.7	0.8	1.0	1.25	1.5	1.75	2.0	2.0	2.5	2.5	2.5
s	1.3	1.5	1.5	2	2.5	2.5	3	4	5	6	8	10	12	14	14	17	17
t (Min)	0.6	0.7	1.0	1.1	1.3	1.6	2.0	2.5	3	4	5	6	7	8	9	10	11

Length/dim	M1.4	M1.6	M2	M2.5	M3	M3.5	M4	M5	M6	M8	M10	M12	M14	M16	M18	M20	M22
120								●▲	●▲▼	●▲	●▲▼	●▲▼	●▲▼	●▲▼	●▲	●▲▼	●▲
130								●▲	●▲▼	●▲	●▲▼	●▲▼	●▲▼	●▲▼	●▲	●▲▼	●▲
140								●▲	●▲▼	●▲	●▲▼	●▲▼	●▲▼	●▲▼	●▲	●▲▼	●▲
150									●▲▼	●▲	●▲▼	●▲▼	●▲▼	●▲▼	●▲	●▲▼	●▲
160									●	●▲	●▲▼	●▲▼	●▲	●▲		●▲	
170										●▲	●▲	●▲	●▲	●▲		●▲	
180									●	●▲	●▲	●▲	●▲	●▲		●▲	
190									●		▲	●▲	●▲			●▲	
200									●	●▲	●▲	●▲	●▲	●▲		●▲	
210										●	●▲	●▲					
220										●	●▲	●▲					
230										●	●▲	●▲					
240										●	●▲	●▲					
250										●▲	●▲	●▲					

CLICK HERE TO RETURN TO THE CONTENTS PAGE ❯

SOCKET CAP SCREWS DIN 912

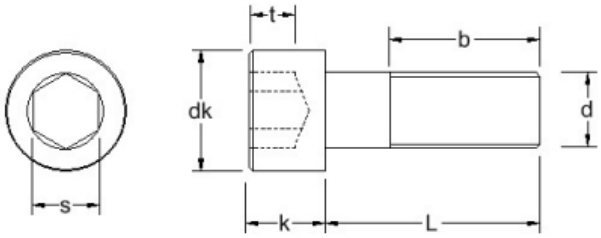

Material grades: A2:● A4: ▲ A4-80:▼

b (Max)	60	66	72
dk	36	40	45
k (Max)	24	27	30
Pitch	3.0	3.0	3.5
s	19	19	22
t (Min)	12	13.5	15.5

Length/dim	M24	M27	M30
120	●▲▼	●▲	●▲
130	●▲▼	●▲	●▲
140	●▲▼	●▲	●▲
150	●▲▼	●▲	●▲
160	●▲	●▲	●▲
170	●▲	●▲	●▲
180	●▲	●▲	●▲
190	●▲	●▲	●▲
200	●▲	●▲	●▲
210	●▲		
220	●▲		
230	●▲		
240	●▲		
250	●▲		

CLICK HERE TO RETURN TO THE CONTENTS PAGE ❯

SOCKET CAP SCREWS DIN 912

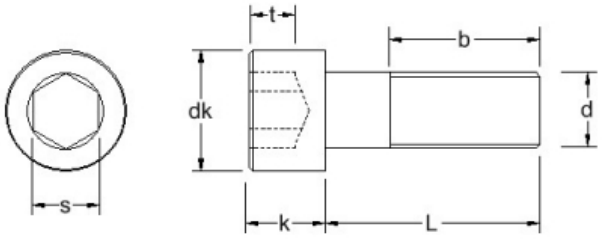

Material grades: A2:● A4: ▲

b (Max)	14.8	15	16	17	18	20	20	22	24	28	32	36	40	44	48	52	56
dk	2.6	3.0	3.8	4.5	5.5	6.0	7.0	8.5	10	13	16	18	21	24	27	30	33
k (Max)	1.4	1.6	2.0	2.5	3	3.5	4	5	6	8	10	12	14	16	18	20	22
Pitch	0.3	0.35	0.4	0.45	0.5	0.6	0.7	0.8	1.0	1.25	1.5	1.75	2.0	2.0	2.5	2.5	2.5
s	1.3	1.5	1.5	2	2.5	2.5	3	4	5	6	8	10	12	14	14	17	17
t (Min)	0.6	0.7	1.0	1.1	1.3	1.6	2.0	2.5	3	4	5	6	7	8	9	10	11

Length/dim	M1.4	M1.6	M2	M2.5	M3	M3.5	M4	M5	M6	M8	M10	M12	M14	M16	M18	M20	M22
260										●	●▲	●▲					
270										●▲	●▲	●▲					
280										●	●▲	●▲					
290										●▲	●▲	●▲					
300										●	●▲	●▲					

CLICK HERE TO RETURN TO THE CONTENTS PAGE ❯

SOCKET CAP SCREWS DIN 912

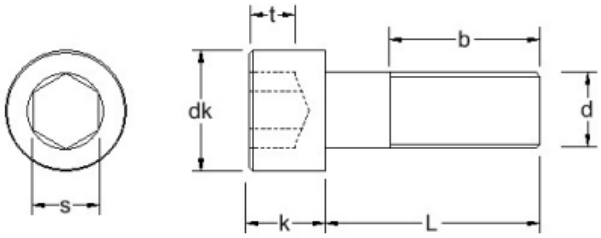

Material grades: A2:● A4: ▲

b (Max)	60	66	72														
dk	36	40	45														
k (Max)	24	27	30														
Pitch	3.0	3.0	3.5														
s	19	19	22														
t (Min)	12	13.5	15.5														
Length/dim	**M24**	**M27**	**M30**														
260	●▲																
270	●▲																
280	●▲																
290	●▲																
300	●▲																

CLICK HERE TO RETURN TO THE CONTENTS PAGE ❯

SOCKET CAP SCREWS WITH SERRATION DIN 912

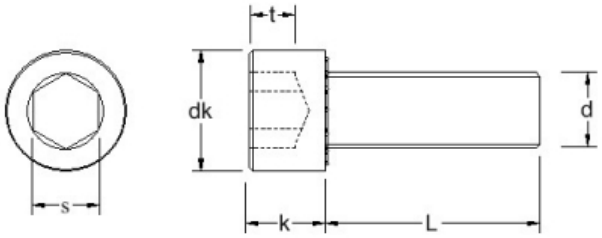

Material grades: A2: ●

dk	13																
k (Max)	8																
Pitch	1.25																
s	6																
t (Min)	4																
Length/dim	**M8**																
12	●																
14	●																
16	●																
20	●																
22	●																
25	●																
28	●																
30	●																
35	●																
40	●																
45	●																
50	●																
55	●																
60	●																

CLICK HERE TO RETURN TO THE CONTENTS PAGE ❯

SOCKET SET SCREWS FLAT POINT DIN 913

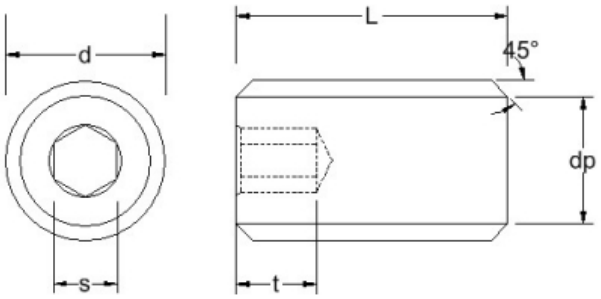

Material grades: A2:● A4: ▲

dp (Max)	0.8	1	1.5	2	2.5	3.5	4	5.5	7	8.5	12	15
Pitch	0.35	0.4	0.45	0.5	0.7	0.8	1.0	1.25	1.5	1.75	2.0	2.5
s	0.7	0.9	1.3	1.5	2	2.5	3	4	5	6	8	10
t (Min)	0.7	0.8	1.2	1.2	1.5	2	2	3	4	4.8	6.4	8

Length/dim	M1.6	M2	M2.5	M3	M4	M5	M6	M8	M10	M12	M16	M20
2	●	●▲										
2.5	●	●	●									
3	●	●▲	●▲	●▲	●▲							
4	●	●▲	●▲	●▲	●▲	●▲	●					
5	●	●▲	●▲	●▲	●▲	●▲	●▲					
6	●	●▲	●▲	●▲	●▲	●▲	●▲	●▲	●▲			
8	●	●▲	●▲	●▲	●▲	●▲	●▲	●▲	●▲			
10	●	●▲	●▲	●▲	●▲	●▲	●▲	●▲	●▲			
12		●▲	●▲	●▲	●▲	●▲	●▲	●▲	●▲	●▲		
14		●▲	●	●	●	●▲	●▲	●▲	●▲	●▲		
16		●▲	●▲	●▲	●▲	●▲	●▲	●▲	●▲	●▲	●▲	
18							●▲		●▲			
20				●▲	●▲	●▲	●▲	●▲	●▲	●▲	●▲	●
25				●▲	●▲	●▲	●▲	●▲	●▲	●▲	●▲	●
30				●▲	●▲	●▲	●▲	●▲	●▲	●▲	●▲	●▲
35					●▲	●▲	●▲	●▲	●▲	●▲	●▲	●▲

CLICK HERE TO RETURN TO THE CONTENTS PAGE ❯

SOCKET SET SCREWS FLAT POINT DIN 913

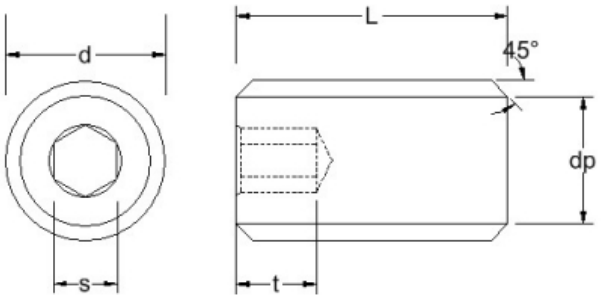

Material grades: A2:● A4: ▲

dp (Max)	0.8	1	1.5	2	2.5	3.5	4	5.5	7	8.5	12	15					
Pitch	0.35	0.4	0.45	0.5	0.7	0.8	1.0	1.25	1.5	1.75	2.0	2.5					
s	0.7	0.9	1.3	1.5	2	2.5	3	4	5	6	8	10					
t (Min)	0.7	0.8	1.2	1.2	1.5	2	2	3	4	4.8	6.4	8					
Length/dim	**M1.6**	**M2**	**M2.5**	**M3**	**M4**	**M5**	**M6**	**M8**	**M10**	**M12**	**M16**	**M20**					
40					●▲	●▲	●▲	●▲	●▲	●▲	●▲	●▲					
45						●	●▲	●▲	●▲	●▲	●▲	●▲					
50						●	●▲	●▲	●▲	●▲	●▲	●▲					
55							●▲	●▲	●▲	●▲	●▲						
60						●	●▲	●▲	●▲	●▲	●▲	●▲					
70							●▲	●	●▲	●▲	●▲	●▲					
80								●	●▲	●▲	●▲	●▲					
90								●	●▲	●▲	●▲	●▲					
100								●	●▲	●▲	●▲	●▲					
110								●	●								
120								●	●								
130									●								
140									●								
150									●								
160									●								
170									●								

CLICK HERE TO RETURN TO THE CONTENTS PAGE ❯

SOCKET SET SCREWS FLAT POINT DIN 913

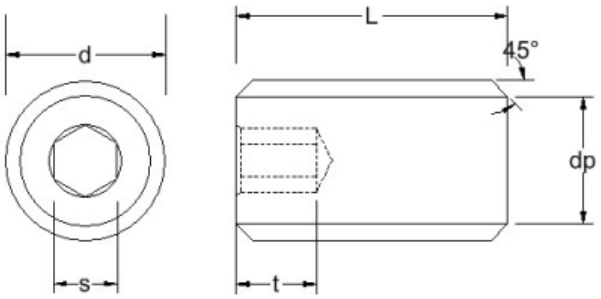

Material grades: A2:●

dp (Max)	0.8	1	1.5	2	2.5	3.5	4	5.5	7	8.5	12	15					
Pitch	0.35	0.4	0.45	0.5	0.7	0.8	1.0	1.25	1.5	1.75	2.0	2.5					
s	0.7	0.9	1.3	1.5	2	2.5	3	4	5	6	8	10					
t (Min)	0.7	0.8	1.2	1.2	1.5	2	2	3	4	4.8	6.4	8					
Length/dim	**M1.6**	**M2**	**M2.5**	**M3**	**M4**	**M5**	**M6**	**M8**	**M10**	**M12**	**M16**	**M20**					
180									●								
190									●								

CLICK HERE TO RETURN TO THE CONTENTS PAGE ❯

SOCKET SET SCREWS CONE POINT DIN 914

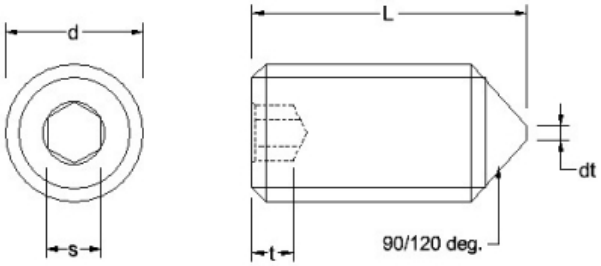

Material grades: A2:● A4: ▲

dt (Max)	*	*	*	*	*	*	1.5	2	2.5	3	4	5					
Pitch	0.35	0.4	0.45	0.5	0.7	0.8	1.0	1.25	1.5	1.75	2.0	2.5					
s	0.7	0.9	1.3	1.5	2	2.5	3	4	5	6	8	10					
t (Min)	0.7	0.8	1.2	1.2	1.5	2	2	3	4	4.8	6.4	8					
Length/dim	**M1.6**	**M2**	**M2.5**	**M3**	**M4**	**M5**	**M6**	**M8**	**M10**	**M12**	**M16**	**M20**					
2	●	●▲															
2.5	●		●														
3	●	●▲	●▲	●▲	●												
4	●	●▲	●▲	●▲	●▲	●											
5	●	●▲	●▲	●▲	●▲	●▲	●										
6		●▲	●▲	●▲	●▲	●▲	●▲	●									
8		●▲	●▲	●▲	●▲	●▲	●▲	●▲									
10		●▲	●▲	●▲	●▲	●▲	●▲	●▲	●▲								
12		●▲	●▲	●▲	●▲	●▲	●▲	●▲	●▲	●▲							
14		●▲	●▲	●▲	●▲	●▲	●	●▲	●▲	●▲							
16		●▲	●▲	●▲	●▲	●▲	●▲	●▲	●▲	●▲	●▲						
18						●	●	●▲									
20				●▲	●▲	●▲	●▲	●▲	●▲	●▲	●▲	●▲					
22							●										
25				●▲	●▲	●▲	●▲	●▲	●▲	●▲	●▲	●▲					
30				●▲	●▲	●▲	●▲	●▲	●▲	●▲	●▲	●▲					

CLICK HERE TO RETURN TO THE CONTENTS PAGE ❯

SOCKET SET SCREWS CONE POINT DIN 914

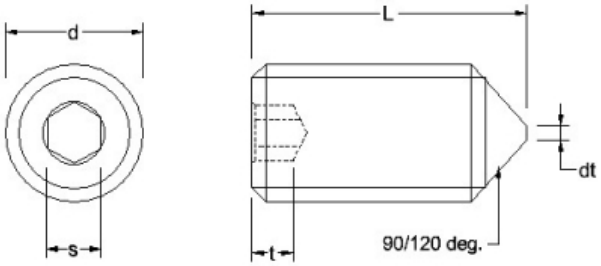

Material grades: A2:● A4: ▲

dt (Max)	*	*	*	*	*	*	1.5	2	2.5	3	4	5
Pitch	0.35	0.4	0.45	0.5	0.7	0.8	1.0	1.25	1.5	1.75	2.0	2.5
s	0.7	0.9	1.3	1.5	2	2.5	3	4	5	6	8	10
t (Min)	0.7	0.8	1.2	1.2	1.5	2	2	3	4	4.8	6.4	8

Length/dim	M1.6	M2	M2.5	M3	M4	M5	M6	M8	M10	M12	M16	M20
35					●▲	●▲	●▲	●▲	●▲	●▲	●▲	●▲
40					●▲	●▲	●▲	●▲	●▲	●▲	●▲	●▲
45						●▲	▲	●▲	●▲	●▲	●▲	●▲
50						●▲	●▲	●▲	●▲	●▲	●▲	●▲
55							●▲	●▲	●▲	●▲	●▲	●
60							▲	●▲	●▲	●▲	●▲	●▲
70									●▲	●▲	●▲	●▲
80									●▲	●▲	●▲	●▲
90									●▲	●▲	●▲	●▲
100									●▲	●▲	●▲	●▲

CLICK HERE TO RETURN TO THE CONTENTS PAGE ❯

SOCKET SET SCREWS DOG POINT DIN 915

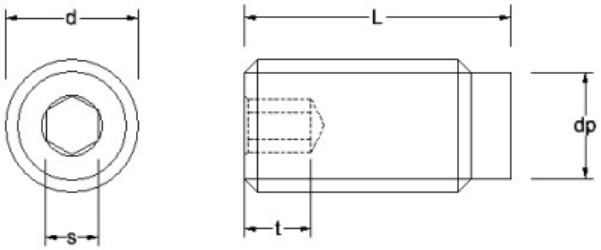

Material grades: A2:● A4: ▲

dp (Max)	1	1.5	2	2.5	3.5	4	5.5	7	8.5	12	15						
Pitch	0.4	0.45	0.5	0.7	0.8	1.0	1.25	1.5	1.75	2.0	2.5						
s	0.9	1.3	1.5	2	2.5	3	4	5	6	8	10						
t (Min)	0.8	1.2	1.2	1.5	2	2	3	4	4.8	6.4	8						
Length/dim	**M2**	**M2.5**	**M3**	**M4**	**M5**	**M6**	**M8**	**M10**	**M12**	**M16**	**M20**						
3	●▲	●▲	●▲														
4	●▲	●▲	●▲	●▲													
5	●▲	●▲	●▲	●▲	●▲												
6	●▲	●▲	●▲	●▲	●▲	●▲											
8	●▲	●▲	●▲	●▲	●▲	●▲	●▲										
10	●▲	●▲	●▲	●▲	●▲	●▲	●▲	●▲									
12	●▲	●▲	●▲	●▲	●▲	●▲	●▲	●▲	●▲								
14	●▲	●▲	●▲		●▲	●▲	●▲	●▲	●▲								
16	●▲	●▲	●▲	●▲	●▲	●▲	●▲	●▲	●▲	●▲							
18					●		●										
20	●		●▲	●▲	●▲	●▲	●▲	●▲	●▲	●▲	●▲						
25			●▲	●▲	●▲	●▲	●▲	●▲	●▲	●▲	●▲						
30			●▲	●▲	●▲	●▲	●▲	●▲	●▲	●▲	●▲						
35					●▲	●▲	●▲	●▲	●▲	●▲	●▲						
40					●▲	●▲	●▲	●▲	●▲	●▲	●▲						
45						▲	●▲	●▲	●▲	●▲	●▲						

CLICK HERE TO RETURN TO THE CONTENTS PAGE ❯

SOCKET SET SCREWS DOG POINT DIN 915

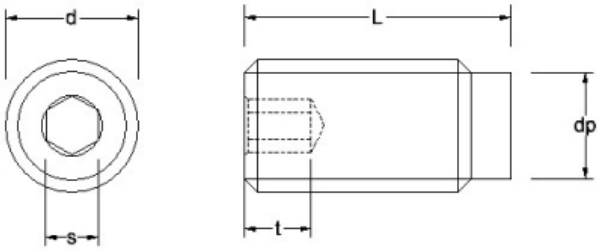

Material grades: A2:● A4: ▲

dp (Max)	1	1.5	2	2.5	3.5	4	5.5	7	8.5	12	15						
Pitch	0.4	0.45	0.5	0.7	0.8	1.0	1.25	1.5	1.75	2.0	2.5						
s	0.9	1.3	1.5	2	2.5	3	4	5	6	8	10						
t (Min)	0.8	1.2	1.2	1.5	2	2	3	4	4.8	6.4	8						
Length/dim	**M2**	**M2.5**	**M3**	**M4**	**M5**	**M6**	**M8**	**M10**	**M12**	**M16**	**M20**						
50						●▲	●▲	●▲	●▲	●▲	●▲						
55							●▲	●▲	●▲	▲							
60						●▲	●▲	●▲	●▲	●▲	●▲						
65										●▲							
70									●▲	●▲	●▲						
80										●▲	●▲						
90										●							

CLICK HERE TO RETURN TO THE CONTENTS PAGE ❯

SOCKET SET SCREWS CUP POINT DIN 916

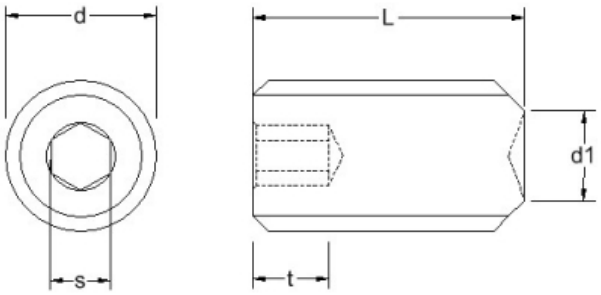

Material grades: A2:● A4: ▲

d1(Max)	0.8	1	1.2	1.4	1.4	2	2.5	3	5	6	8	10	14				
Pitch	0.35	0.4	0.45	0.5	0.6	0.7	0.8	1.0	1.25	1.5	1.75	2.0	2.5				
s	0.7	0.9	1.3	1.5	1.5	2	2.5	3	4	5	6	8	10				
t(Min)	0.7	0.8	1.2	1.2	1.2	1.5	2	2	3	4	4.8	6.4	8				
Length/dim	**M1.6**	**M2**	**M2.5**	**M3**	**M3.5**	**M4**	**M5**	**M6**	**M8**	**M10**	**M12**	**M16**	**M20**				
2	●	●▲															
2.5	●	●	●														
3	●	●▲	●▲	●▲	●▲												
4	●	●▲	●▲	●▲	●▲	●▲	●	●									
5	●	●▲	●▲	●▲	●▲	●▲	●▲	●▲									
6	●	●▲	●▲	●▲	●▲	●▲	●▲	●▲	●								
7								●									
8	●	●▲	●▲	●▲	●▲	●▲	●▲	●▲	●▲	●							
10	●	●▲	●▲	●▲	●▲	●▲	●▲	●▲	●▲	●▲	●						
12	●	●▲	●▲	●▲	●▲	●▲	●▲	●▲	●▲	●▲	●▲						
14				●		●	▲	●▲	●▲								
16		●▲	●	●▲		●▲	●▲	●▲	●▲	●▲	●▲	●▲					
18							●		●								
20				●▲		●▲	●▲	●▲	●▲	●▲	●▲	●▲	●▲				
25				●▲		▲	●▲	●▲	●▲	●▲	●▲	●▲	●▲				
28							●										

CLICK HERE TO RETURN TO THE CONTENTS PAGE ❯

SOCKET SET SCREWS CUP POINT DIN 916

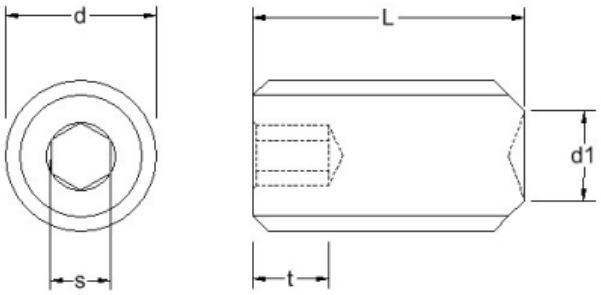

Material grades: A2:● A4: ▲

d1(Max)	0.8	1	1.2	1.4	1.4	2	2.5	3	5	6	8	10	14				
Pitch	0.35	0.4	0.45	0.5	0.6	0.7	0.8	1.0	1.25	1.5	1.75	2.0	2.5				
s	0.7	0.9	1.3	1.5	1.5	2	2.5	3	4	5	6	8	10				
t(Min)	0.7	0.8	1.2	1.2	1.2	1.5	2	2	3	4	4.8	6.4	8				
Length/dim	**M1.6**	**M2**	**M2.5**	**M3**	**M3.5**	**M4**	**M5**	**M6**	**M8**	**M10**	**M12**	**M16**	**M20**				
30				●▲		●▲	●▲	●▲	●▲	●▲	●▲	●▲	●▲				
35						●	●▲	●▲	●▲	●▲	●▲	●▲	●▲				
40						●	●▲	●▲	●▲	●▲	●▲	●▲	●▲				
45								●▲	●▲	●▲	●▲	●▲	●▲				
50						●	●	●▲	●▲	●▲	●▲	●▲	●▲				
55								●		●	●▲	●▲	●▲				
60							●	●	●▲	●▲	●▲	●▲	●▲				
65										●			●▲				
70									●	●	●▲	●▲	●▲				
80											●▲	●▲	●▲				
90												●▲	●▲				
100												●▲	●▲				

CLICK HERE TO RETURN TO THE CONTENTS PAGE ❯

HEXAGON CAP NUTS DIN 917

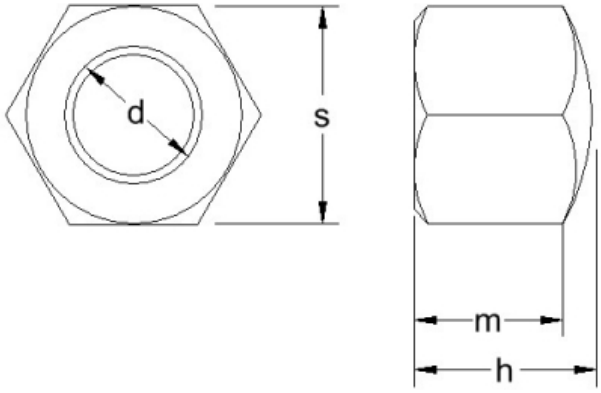

Material grades: A2:● A4: ▲

h	4.5	5.5	7	9	12	14	16	18	20	22	25	28	30	32	34		
m	4.0	4.4	5.2	7	9.5	11	13.6	15	17	19	21	22	24	26	28		
Pitch	0.50	0.70	0.80	1.00	1.25	1.50	1.75	2.00	2.00	2.50	2.50	2.50	3.00	2.5	3.0		
s	5.5	7.0	8.0	10	13	17	19	22	24	27	30	32	36	41	46		
Length/dim	**M3**	**M4**	**M5**	**M6**	**M8**	**M10**	**M12**	**M14**	**M16**	**M18**	**M20**	**M22**	**M24**	**M27**	**M30**		
	●▲	●▲	●▲	●▲	●▲	●▲	●▲	●▲	●▲	●▲	●▲	●▲	●▲	●▲	●▲		

CLICK HERE TO RETURN TO THE CONTENTS PAGE ❯

REDUCED HEAD SLOT PAN MACHINE SCREWS DIN 920

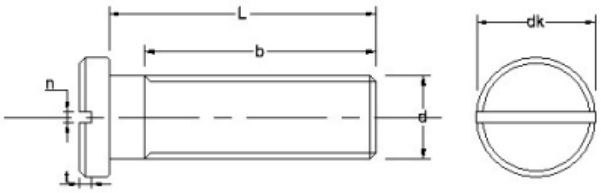

Material grades: A2:●

b (Min)	6		9	12	15	18											
dk	2.8		4.0	5.5	6.5	8											
k	1.2		1.8	2.4	2.7	3.1											
n	0.30		0.50	0.6	0.8	1.0											
Pitch	0.4		0.5	0.7	0.8	1.0											
t	0.60		0.90	1.2	1.3	1.5											
Length/dim	**M2**	**M2.5**	**M3**	**M4**	**M5**	**M6**											
4	●	●	●	●													
5	●	●	●	●	●												
6	●	●	●	●	●	●											
8	●	●	●	●	●	●											
10	●	●	●	●	●	●											
12		●	●	●	●	●											
16		●	●	●	●	●											
20					●	●											
25						●											

CLICK HERE TO RETURN TO THE CONTENTS PAGE ❯

LARGE HEAD SLOT PAN MACHINE SCREWS DIN 921

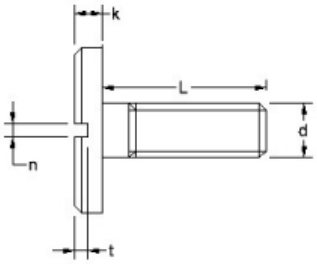

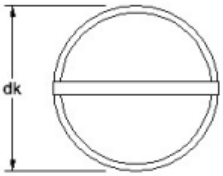

Material grades: A2:●

dk	6	8	12	16	20	25
k	1.2	1.8	2.4	2.7	3.1	3.8
n	0.63	0.9	1.1	1.4	1.6	2.0
Pitch	0.4	0.5	0.7	0.8	1.0	1.25
t (Min)	0.6	0.9	1.2	1.3	1.5	1.9

Length/dim	M2	M3	M4	M5	M6	M8
2.5	●					
3	●					
4	●	●				
5	●	●	●			
6		●	●	●		
8		●	●	●		
10		●	●	●	●	
12		●	●	●	●	
16			●	●	●	
20			●	●	●	●
25				●	●	●
30					●	●

CLICK HERE TO RETURN TO THE CONTENTS PAGE ❯

SLOT PAN SHOULDER SCREWS DIN 923

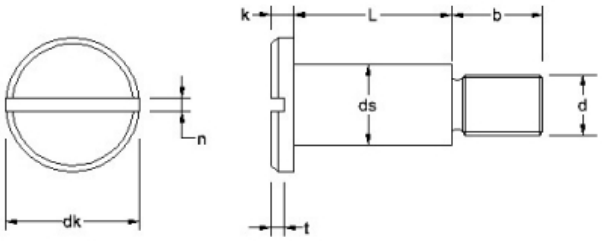

Material grades: A2:●

b	4.5	6.0	7.0	9.0	11.0
dk	7.0	8.5	11.0	13.0	16.0
ds	4.0	5.5	7.0	8.0	10.0
k	1.8	2.4	2.7	3.1	3.8
n	0.8	1.0	1.2	1.6	2.0
Pitch	0.5	0.7	0.8	1.0	1.25
t (Min)	0.9	1.2	1.3	1.5	1.9

Length/dim	M3	M4	M5	M6	M8
2	●	●			
2.5	●	●	●		
3	●	●	●	●	
4	●	●	●	●	
5	●	●	●	●	●
6	●	●	●	●	●
8	●	●	●	●	●
10	●	●	●	●	●
12	●	●	●	●	●
16	●	●	●	●	●
20			●	●	●
25				●	

CLICK HERE TO RETURN TO THE CONTENTS PAGE ❯

SQUARE WELD NUTS DIN 928

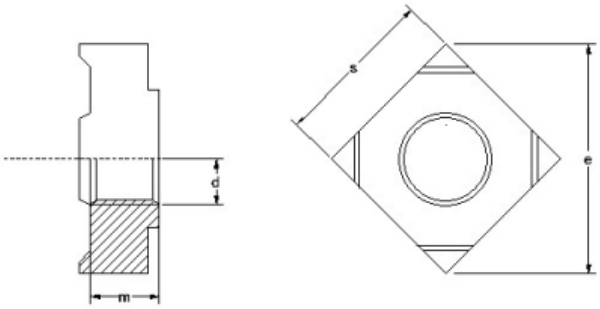

Material grades: A2:● A4: ▲

e	12	13	18	22	25												
m	4.2	5.0	6.5	8.0	9.5												
Pitch	0.80	1.00	1.25	1.50	1.75												
s	9	10	14	17	19												
Length/dim	**M5**	**M6**	**M8**	**M10**	**M12**												
	●▲	●▲	●▲	●▲	●▲												

CLICK HERE TO RETURN TO THE CONTENTS PAGE ❯

HEXAGON WELD NUTS DIN 929

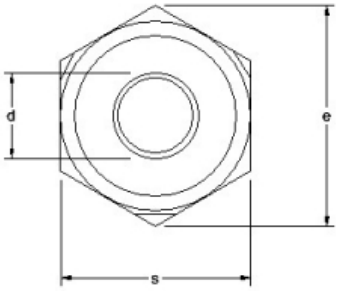

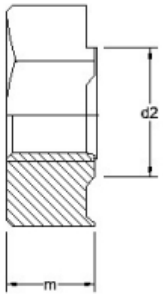

Material grades: A2:● A4: ▲

d2	4.5	6.0	7.0	8.0	10.5	12.5	14.8	18.8									
e	8.15	9.83	10.95	12.02	15.38	18.74	20.91	26.51									
m	3.0	3.5	4.0	5.0	6.5	8.0	10.0	13.0									
Pitch	0.50	0.70	0.80	1.00	1.25	1.50	1.75	2.00									
s	7.5	9	10	11	14	17	19	24									
Length/dim	**M3**	**M4**	**M5**	**M6**	**M8**	**M10**	**M12**	**M16**									
	●▲	●▲	●▲	●▲	●▲	●▲	●▲	●▲									

CLICK HERE TO RETURN TO THE CONTENTS PAGE ❯

HEXAGON HEAD BOLTS DIN 931

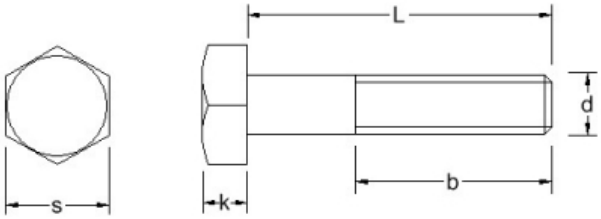

Material grades: A2:● A4: ▲ A4-80:▼

b (Max)	16	18	22	26	30	34	38	42	46	50	54	60	66	72	78	
b (Max) (L > 125mm)	22	24	28	32	36	40	44	48	52	56	56	66	72	78	90	
k (Min)	3.35	3.85	5.15	6.22	7.32	8.62	9.82	11.28	12.28	13.78	14.78	16.65	18.28	20.58	22.1	
Pitch	0.8	1.0	1.25	1.5	1.75	2.0	2.0	2.5	2.5	2.5	3.0	3.0	3.5	3.5	4.0	
s	8	10	13	17	19	22	24	27	30	34	36	41	46	50	55	

Length/dim	M5	M6	M8	M10	M12	M14	M16	M18	M20	M22	M24	M27	M30	M33	M36		
25	●▲▼																
30	●▲▼	●▲▼	●▲▼														
35	●▲▼	●▲▼	●▲▼	●▲													
40	●▲▼	●▲▼	●▲▼	●▲▼	●▲▼												
45	●▲▼	●▲▼	●▲▼	●▲▼	●▲▼												
50	●▲▼	●▲▼	●▲▼	●▲▼	●▲▼	●▲▼	●▲▼										
55	●▲▼	●▲▼	●▲▼	●▲▼	●▲▼	●▲▼	●▲▼										
60	●▲▼	●▲▼	●▲▼	●▲▼	●▲▼	●▲▼	●▲▼	●▲	●▲▼								
65	●▲▼	●▲▼	●▲▼	●▲▼	●▲▼	●▲▼	●▲▼	●▲	●▲▼								
70	●▲▼	●▲▼	●▲▼	●▲▼	●▲▼	●▲▼	●▲▼	●▲	●▲▼	●	●▲▼						
75	●▲▼	●▲▼	●▲▼	●▲▼	●▲▼	●▲▼	●▲▼	●▲	●▲▼	●	●▲▼						
80	●▲▼	●▲▼	●▲▼	●▲▼	●▲▼	●▲▼	●▲▼	●▲	●▲▼	●▲	●▲▼	●▲	●▲				
85	●▲▼	●▲▼	●▲▼	●▲▼	●▲▼	●▲▼	●▲▼	●▲	●▲▼	●▲	●▲▼	●▲	●▲				
90	●▲▼	●▲▼	●▲▼	●▲▼	●▲▼	●▲▼	●▲▼	●▲	●▲▼	●▲	●▲▼	●▲	●▲	●▲			
95	●▲▼	●▲▼	●▲▼	●▲▼	●▲▼	●▲▼	●▲▼	●▲	●▲▼	●▲	●▲▼	●▲	●▲	●▲			

CLICK HERE TO RETURN TO THE CONTENTS PAGE ❯

HEXAGON HEAD BOLTS DIN 931

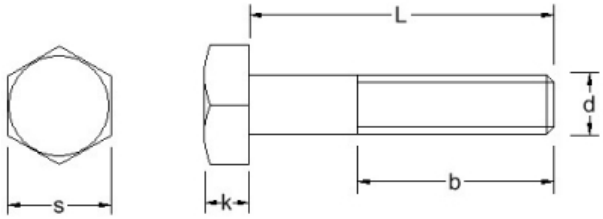

Material grades: A2:● A4: ▲ A4-80:▼

b (Max)	16	18	22	26	30	34	38	42	46	50	54	60	66	72	78	
b (Max) (L > 125mm)	22	24	28	32	36	40	44	48	52	56	56	66	72	78	90	
k (Min)	3.35	3.85	5.15	6.22	7.32	8.62	9.82	11.28	12.28	13.78	14.78	16.65	18.28	20.58	22.1	
Pitch	0.8	1.0	1.25	1.5	1.75	2.0	2.0	2.5	2.5	2.5	3.0	3.0	3.5	3.5	4.0	
s	8	10	13	17	19	22	24	27	30	34	36	41	46	50	55	
Length/dim	**M5**	**M6**	**M8**	**M10**	**M12**	**M14**	**M16**	**M18**	**M20**	**M22**	**M24**	**M27**	**M30**	**M33**	**M36**	
100	●▲▼	●▲▼	●▲▼	●▲▼	●▲▼	●▲▼	●▲▼	●▲	●▲▼	●▲	●▲▼	●▲	●▲	●▲	●▲	
105				●												
110		●▲▼	●▲▼	●▲▼	●▲▼	●▲▼	●▲▼	●▲	●▲▼	●▲	●▲▼	●▲	●▲	●▲	●▲	
120		●▲▼	●▲▼	●▲▼	●▲▼	●▲▼	●▲▼	●▲	●▲▼	●▲	●▲▼	●▲	●▲	●▲	●▲	
130		●▲▼	●▲▼	●▲▼	●▲▼	●▲▼	●▲▼	●▲	●▲▼	●▲	●▲▼	●▲	●▲	●▲	●▲	
140		●▲▼	●▲▼	●▲▼	●▲▼	●▲▼	●▲▼	●▲	●▲▼	●▲	●▲▼	●▲	●▲	●▲	●▲	
150		●▲▼	●▲▼	●▲▼	●▲▼	●▲▼	●▲▼	●▲	●▲▼	●▲	●▲▼	●▲	●▲	●▲	●▲	
160		●▲	●▲▼	●▲▼	●▲▼	●▲	●▲▼	●	●▲▼	●▲	●▲▼	●▲	●▲	●▲	●▲	
170		●▲	●▲▼	●▲▼	●▲▼	●▲	●▲▼	●	●▲▼	●▲	●▲▼	●▲	●▲	●▲	●▲	
180		●▲	●▲▼	●▲▼	●▲▼	●▲	●▲▼	●	●▲▼	●▲	●▲▼	●▲	●▲	●▲	●▲	
190		●▲	●▲▼	●▲▼	●▲▼	●▲	●▲▼	●	●▲▼	●▲	●▲▼	●▲	●▲	●▲	●▲	
200		●▲	●▲▼	●▲▼	●▲▼	●▲	●▲▼	●	●▲▼	●▲	●▲▼	●▲	●▲	●▲	●▲	
210			●▲	●▲▼	●▲▼		●▲▼		●▲▼		●▲▼	●▲	●▲	●▲	●▲	
220			●▲	●▲▼	●▲▼		●▲▼		●▲▼		●▲▼	●▲	●▲	●▲	●▲	
230			●▲	●▲▼	●▲▼		●▲▼		●▲▼		●▲▼	●▲	●▲	●▲	●▲	

CLICK HERE TO RETURN TO THE CONTENTS PAGE ❯

HEXAGON HEAD BOLTS DIN 931

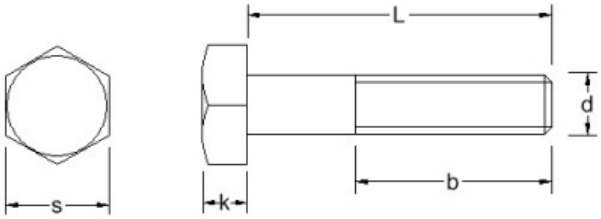

Material grades: A2:● A4: ▲ A4-80:▼

b (Max)	16	18	22	26	30	34	38	42	46	50	54	60	66	72	78	
b (Max) (L > 125mm)	22	24	28	32	36	40	44	48	52	56	56	66	72	78	90	
k (Min)	3.35	3.85	5.15	6.22	7.32	8.62	9.82	11.28	12.28	13.78	14.78	16.65	18.28	20.58	22.1	
Pitch	0.8	1.0	1.25	1.5	1.75	2.0	2.0	2.5	2.5	2.5	3.0	3.0	3.5	3.5	4.0	
s	8	10	13	17	19	22	24	27	30	34	36	41	46	50	55	

Length/dim	M5	M6	M8	M10	M12	M14	M16	M18	M20	M22	M24	M27	M30	M33	M36		
240			●▲	●▲▼	●▲▼		●▲▼		●▲▼		●▲▼	●▲	●▲	●▲	●▲		
250			●▲	●▲▼	●▲▼		●▲▼		●▲▼		●▲▼	●▲	●▲	●▲	●▲		
260			●▲	●▲	●▲		●▲		●▲		●▲	●▲	●▲	●▲	●▲		
270			●▲	●▲	●▲		●▲		●▲		●▲	●▲	●▲	●▲	●▲		
280			●▲	●▲	●▲		●▲		●▲		●▲	●▲	●▲	●▲	●▲		
290			●▲	●▲	●▲		●▲		●▲		●▲	●▲	●▲	●▲	●▲		
300			●▲	●▲	●▲		●▲		●▲		●▲	●▲	●▲	●▲	●▲		
320				●▲	●		●▲		●▲		●▲						
340				●▲	●		●▲		●▲		●▲						
360				●▲	●		●▲		●▲		●▲						
380				●▲	●		●▲		●▲		●▲						
400				●▲	●		●▲		●▲		●▲						
420				●	●		●▲		●▲		●▲						
440				●	●		●▲		●▲		●▲						
460				●	●		●▲		●▲		●▲						

CLICK HERE TO RETURN TO THE CONTENTS PAGE ❯

HEXAGON HEAD BOLTS DIN 931

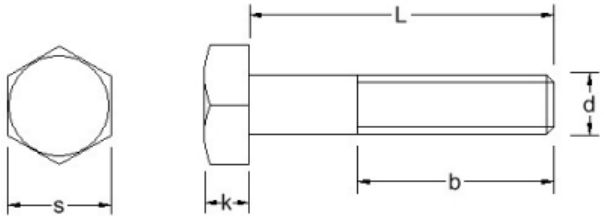

Material grades: A2:● A4: ▲

b (Max)	16	18	22	26	30	34	38	42	46	50	54	60	66	72	78		
b (Max) (L > 125mm)	22	24	28	32	36	40	44	48	52	56	56	66	72	78	90		
k (Min)	3.35	3.85	5.15	6.22	7.32	8.62	9.82	11.28	12.28	13.78	14.78	16.65	18.28	20.58	22.1		
Pitch	0.8	1.0	1.25	1.5	1.75	2.0	2.0	2.5	2.5	2.5	3.0	3.0	3.5	3.5	4.0		
s	8	10	13	17	19	22	24	27	30	34	36	41	46	50	55		
Length/dim	**M5**	**M6**	**M8**	**M10**	**M12**	**M14**	**M16**	**M18**	**M20**	**M22**	**M24**	**M27**	**M30**	**M33**	**M36**		
480				●	●		●▲		●▲		●▲						
500				●	●		●▲		●▲		●▲						
520									●		●						
540									●		●						
560									●		●						
580									●		●						
600									●		●						

CLICK HERE TO RETURN TO THE CONTENTS PAGE ❯

HEXAGON HEAD SET SCREWS DIN 933

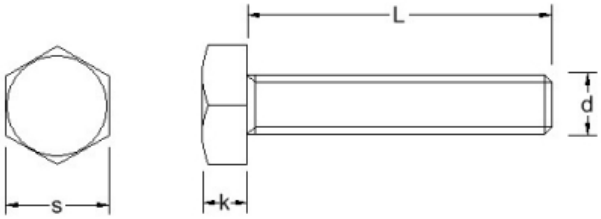

Material grades: A2:● A4: ▲ A4-80:▼

k (Max)	1.6	2	2.1	2.9	3.6	4.1	5.4	6.6	7.7	9	10.1	11.7	12.7	14.2	14.78	16.65	19.1
Pitch	0.4	0.45	0.5	0.7	0.8	1.0	1.25	1.5	1.75	2.0	2.0	2.5	2.5	2.5	3.0	3.0	3.5
s	4	5	5.5	7	8	10	13	17	19	22	24	27	30	32	36	41	46
Length/dim	**M2**	**M2.5**	**M3**	**M4**	**M5**	**M6**	**M8**	**M10**	**M12**	**M14**	**M16**	**M18**	**M20**	**M22**	**M24**	**M27**	**M30**
3	●▲	●▲	●▲														
4	●▲	●▲	●▲	●▲													
5	●▲	●▲	●▲	●▲	●▲												
6	●▲	●▲	●▲	●▲▼	●▲	●▲											
8	●▲	●▲	●▲	●▲▼	●▲▼	●▲▼	●▲										
10	●▲	●▲	●▲	●▲▼	●▲▼	●▲▼	●▲▼	●▲									
12	●▲	●▲	●▲	●▲▼	●▲▼	●▲▼	●▲▼	●▲▼	●▲								
14	●▲	●▲	●▲	●▲▼	●▲▼	●▲▼	●▲	●▲	●▲								
16	●▲	●▲	●▲	●▲▼	●▲▼	●▲▼	●▲▼	●▲▼	●▲▼		●▲						
18	●▲	●▲	●▲	●▲▼	●▲▼	●▲▼	●▲▼	●▲	●▲								
20	●▲	●▲	●▲	●▲▼	●▲▼	●▲▼	●▲▼	●▲▼	●▲▼	●▲▼	●▲		●▲				
22			●▲	●▲▼	●▲▼	●▲▼	●▲▼	●▲	●▲								
25			●▲	●▲▼	●▲▼	●▲▼	●▲▼	●▲▼	●▲▼	●▲▼	●▲▼	●▲	●▲				
28							●										
30			●▲	●▲▼	●▲▼	●▲▼	●▲▼	●▲▼	●▲▼	●▲▼	●▲▼	●▲	●▲▼	●▲	●▲		
35			●▲	●▲▼	●▲▼	●▲▼	●▲▼	●▲▼	●▲▼	●▲▼	●▲▼	●▲	●▲▼	●▲	●▲		
40			●▲	●▲▼	●▲▼	●▲▼	●▲▼	●▲▼	●▲▼	●▲▼	●▲▼	●▲	●▲▼	●▲	●▲▼		

CLICK HERE TO RETURN TO THE CONTENTS PAGE ❯

HEXAGON HEAD SET SCREWS DIN 933

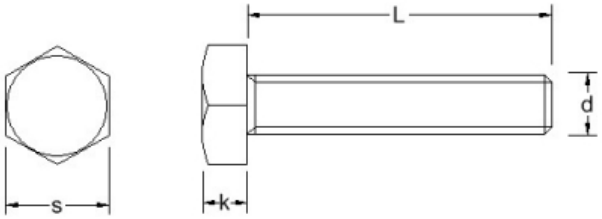

Material grades:

k (Max)	21.4	22.92															
Pitch	3.5	4.0															
s	50	55															
Length/dim	**M33**	**M36**															
3																	
4																	
5																	
6																	
8																	
10																	
12																	
14																	
16																	
18																	
20																	
22																	
25																	
28																	
30																	
35																	
40																	

CLICK HERE TO RETURN TO THE CONTENTS PAGE ❯

HEXAGON HEAD SET SCREWS DIN 933

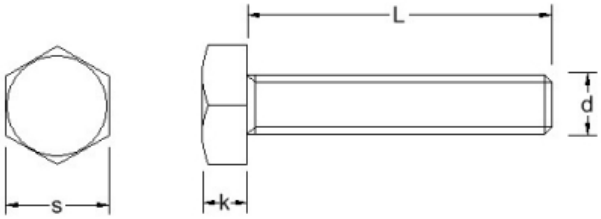

Material grades: A2:● A4: ▲ A4-80:▼

k (Max)	1.6	2	2.1	2.9	3.6	4.1	5.4	6.6	7.7	9	10.1	11.7	12.7	14.2	14.78	16.65	19.1
Pitch	0.4	0.45	0.5	0.7	0.8	1.0	1.25	1.5	1.75	2.0	2.0	2.5	2.5	2.5	3.0	3.0	3.5
s	4	5	5.5	7	8	10	13	17	19	22	24	27	30	32	36	41	46
Length/dim	**M2**	**M2.5**	**M3**	**M4**	**M5**	**M6**	**M8**	**M10**	**M12**	**M14**	**M16**	**M18**	**M20**	**M22**	**M24**	**M27**	**M30**
45			●▲	●▲▼	●▲▼	●▲▼	●▲▼	●▲▼	●▲▼	●▲▼	●▲▼	●▲	●▲▼	●▲	●▲▼		
50			●▲	●▲▼	●▲▼	●▲▼	●▲▼	●▲▼	●▲▼	●▲▼	●▲▼	●▲	●▲▼	●▲	●▲▼	●▲▼	●▲
55				●▲▼	●▲▼	●▲▼	●▲▼	●▲▼	●▲▼	●▲▼	●▲▼	●▲	●▲▼	●▲	●▲▼	●▲▼	●▲
60				●▲▼	●▲▼	●▲▼	●▲▼	●▲▼	●▲▼	●▲▼	●▲▼	●▲	●▲▼	●▲	●▲▼	●▲▼	●▲▼
65				●▲▼	●▲▼	●▲▼	●▲▼	●▲▼	●▲▼	●▲▼	●▲▼	●▲	●▲▼	●▲	●▲▼	●▲▼	●▲▼
70				●▲▼	●▲▼	●▲▼	●▲▼	●▲▼	●▲▼	●▲▼	●▲▼	●▲	●▲▼	●▲	●▲▼	●▲▼	●▲▼
75				●▲▼	●▲▼	●▲▼	●▲▼	●▲▼	●▲▼	●▲▼	●▲▼	●▲	●▲▼	●▲	●▲▼	●▲	●▲
80				●▲▼	●▲▼	●▲▼	●▲▼	●▲▼	●▲▼	●▲▼	●▲▼	●▲	●▲▼	●▲	●▲▼	●▲▼	●▲▼
85					●▲▼	●▲▼	●▲▼	●▲▼	▼	●▲▼	●▲▼	●▲	●▲▼	●▲	●▲▼	●▲	●▲
90					●▲▼	●▲▼	●▲▼	●▲▼	●▲▼	●▲▼	●▲▼	●▲	●▲▼	●▲	●▲▼	●▲▼	●▲▼
95					●▲▼	●▲▼	●▲▼	●▲▼	●▲▼	●▲▼	●▲▼	●▲	●▲▼	●▲	●▲▼	●▲	●▲
100					●▲▼	●▲▼	●▲▼	●▲▼	●▲▼	●▲▼	●▲▼	●▲	●▲▼	●▲	●▲▼	●▲▼	●▲▼
110						●▲▼	●▲▼	●▲▼	●▲▼	●▲▼	●▲▼	●▲	●▲▼	●▲	●▲▼	●▲	●▲▼
120						●▲▼	●▲▼	●▲▼	●▲▼	●▲▼	●▲▼	●▲	●▲▼	●▲	●▲▼	●▲	●▲▼
130						●▲▼	●▲▼	●▲▼	●▲▼	●▲▼	●▲▼	●▲	●▲▼	●▲	●▲▼	●▲	●▲▼
140						●▲▼	●▲▼	●▲▼	●▲▼	●▲▼	●▲▼	●▲	●▲▼	●▲	●▲▼	●▲	●▲▼
150						●▲▼	●▲▼	●▲▼	●▲▼	●▲▼	●▲▼	●▲	●▲▼	●▲	●▲▼	●▲	●▲▼

CLICK HERE TO RETURN TO THE CONTENTS PAGE ❯

HEXAGON HEAD SET SCREWS DIN 933

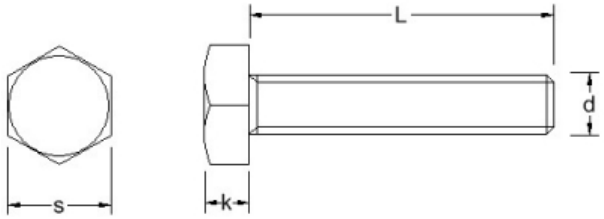

Material grades: A2:● A4: ▲

k (Max)	21.4	22.92
Pitch	3.5	4.0
s	50	55

Length/dim	M33	M36
45		
50		●▲
55		
60		●▲
65		
70	●▲	●▲
75	●▲	
80	●▲	●▲
85	●▲	●▲
90	●▲	●▲
95	●▲	●▲
100	●▲	●▲
110	●▲	●▲
120	●▲	●▲
130	●▲	●▲
140	●▲	●▲
150	●▲	●▲

CLICK HERE TO RETURN TO THE CONTENTS PAGE ❯

HEXAGON HEAD SET SCREWS DIN 933

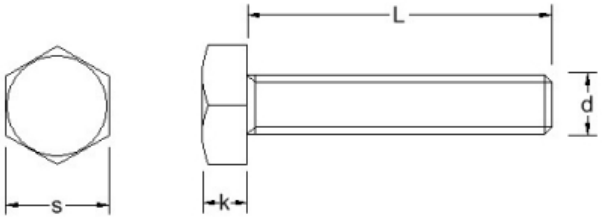

Material grades: A2:● A4: ▲ A4-80:▼

k (Max)	1.6	2	2.1	2.9	3.6	4.1	5.4	6.6	7.7	9	10.1	11.7	12.7	14.2	14.78	16.65	19.1
Pitch	0.4	0.45	0.5	0.7	0.8	1.0	1.25	1.5	1.75	2.0	2.0	2.5	2.5	2.5	3.0	3.0	3.5
s	4	5	5.5	7	8	10	13	17	19	22	24	27	30	32	36	41	46
Length/dim	**M2**	**M2.5**	**M3**	**M4**	**M5**	**M6**	**M8**	**M10**	**M12**	**M14**	**M16**	**M18**	**M20**	**M22**	**M24**	**M27**	**M30**
160							●▲▼	●▲▼	●▲▼		●▲▼		●▲▼		●▲▼	●▲	●▲
170							●▲▼	●▲▼	●▲▼		●▲▼		●▲▼		●▲▼	●▲	●▲
180							●▲▼	●▲▼	●▲▼		●▲▼		●▲▼		●▲▼	●▲	●▲
190							●▲▼	●▲▼	●▲▼		●▲▼		●▲▼		●▲▼	●▲	●▲
200							●▲▼	●▲▼	●▲▼		●▲▼		●▲▼		●▲▼	●▲	●▲

CLICK HERE TO RETURN TO THE CONTENTS PAGE ❯

HEXAGON HEAD SET SCREWS DIN 933

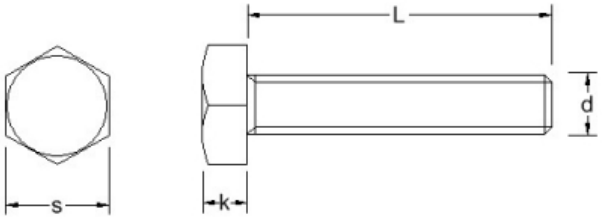

Material grades: A2:● A4: ▲

k (Max)	21.4	22.92																
Pitch	3.5	4.0																
s	50	55																
Length/dim	**M33**	**M36**																
160	●▲	●▲																
170	●▲	●▲																
180	●▲	●▲																
190	●▲	●▲																
200	●▲	●▲																

CLICK HERE TO RETURN TO THE CONTENTS PAGE ❯

SLOTTED HEXAGON HEAD SET SCREW DIN 933SZ

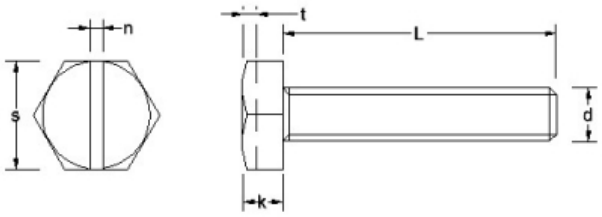

Material grades: A2:●

k (Max)	2.1	3.0	3.5	4.0	5.3	6.4											
n	0.8	1.0	1.2	1.6	2.0	2.0											
Pitch	0.5	0.7	0.8	1.0	1.25	1.5											
s	5.5	7	8	10	13	17											
t	0.8	1.1	1.4	1.6	2.1	2.1											
Length/dim	**M3**	**M4**	**M5**	**M6**	**M8**	**M10**											
5	●	●															
6	●	●	●														
8	●	●	●	●													
10	●	●	●	●	●												
12	●	●	●	●	●	●											
14	●	●	●	●	●	●											
16	●	●	●		●	●											
18		●	●	●	●	●											
20	●	●	●	●	●	●											
22		●	●	●	●	●											
25	●	●	●	●	●	●											
30	●	●	●	●	●	●											
35	●	●	●	●	●	●											
40	●	●	●	●	●	●											
45	●	●	●	●	●	●											

CLICK HERE TO RETURN TO THE CONTENTS PAGE ❯

SLOTTED HEXAGON HEAD SET SCREW DIN 933SZ

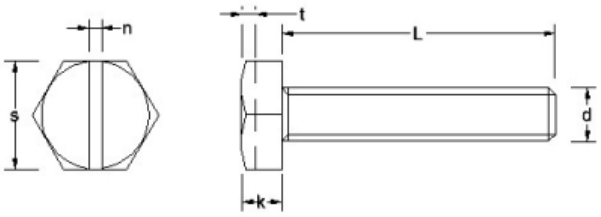

Material grades: A2:●

k (Max)	2.1	3.0	3.5	4.0	5.3	6.4											
n	0.8	1.0	1.2	1.6	2.0	2.0											
Pitch	0.5	0.7	0.8	1.0	1.25	1.5											
s	5.5	7	8	10	13	17											
t	0.8	1.1	1.4	1.6	2.1	2.1											
Length/dim	**M3**	**M4**	**M5**	**M6**	**M8**	**M10**											
50	●	●	●	●	●	●											
55		●	●	●	●	●											
60		●	●	●	●	●											
65				●	●	●											
70			●	●	●	●											
75				●	●	●											
80				●	●	●											

CLICK HERE TO RETURN TO THE CONTENTS PAGE ❯

HEXAGON FULL NUTS DIN 934

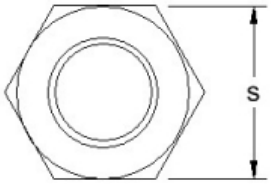

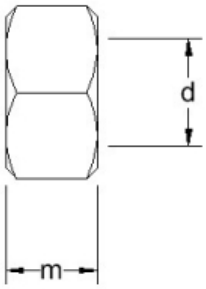

Material grades: A2:● A4: ▲

m (Max)	0.8	1.0	1.2	1.3	1.4	1.6	1.8	2.0	2.0	2.4	2.8	3.2	4.0	5.0	5.5	6.5	8.0
Pitch	0.25	0.25	0.30	0.35	0.35	0.40	0.45	0.45	0.45	0.50	0.60	0.70	0.80	1.00	1.00	1.25	1.50
s	2.5	3.0	3.0	3.2	3.5	4.0	4.5	5.0	5.0	5.5	6.0	7.0	8.0	10	11	13	17
Length/dim	**M1.0**	**M1.2**	**M1.4**	**M1.6**	**M1.7**	**M2**	**M2.3**	**M2.5**	**M2.6**	**M3**	**M3.5**	**M4**	**M5**	**M6**	**M7**	**M8**	**M10**
	●	●	●▲	●▲	●▲	●▲	●▲	●▲	●▲	●▲	●▲	●▲	●▲	●▲	●▲	●▲	●▲

CLICK HERE TO RETURN TO THE CONTENTS PAGE ❯

HEXAGON FULL NUTS DIN 934

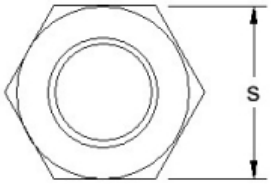

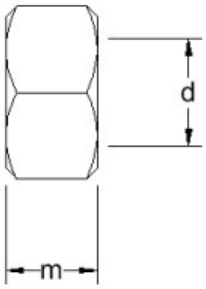

Material grades: A2:● A4: ▲

m (Max)	10	11	13	15	16	18	19	22	24	26	29	31	34	36	38	42	*
Pitch	1.75	2.00	2.00	2.50	2.50	2.50	3.00	3.00	3.50	3.50	4.00	4.00	4.40	4.50	5.00	5.00	*
s	19	22	24	27	30	32	36	41	46	50	55	60	65	70	75	80	*
Length/dim	**M12**	**M14**	**M16**	**M18**	**M20**	**M22**	**M24**	**M27**	**M30**	**M33**	**M36**	**M39**	**M42**	**M45**	**M48**	**M52**	**M56**
	●▲	●▲	●▲	●▲	●▲	●▲	●▲	●▲	●▲	●▲	●▲	●▲	●▲	●▲	●▲	●▲	●▲

CLICK HERE TO RETURN TO THE CONTENTS PAGE ❯

FINE THREAD HEXAGON FULL NUTS DIN 934

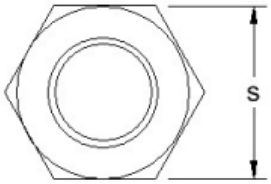

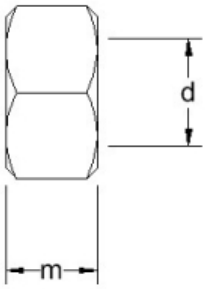

Material grades: A2:● A4: ▲

m (Max)	6.5	8.0	10	11	13	15	16	18	19	22	24	29					
s (Max)	13	17	19	22	24	27	30	32	36	41	46	55					
Length/dim	**M8**	**M10**	**M12**	**M14**	**M16**	**M18**	**M20**	**M22**	**M24**	**M27**	**M30**	**M36**					
1.0	●▲	●▲															
1.25		●▲	●▲														
1.5			●▲	●▲	●▲	●▲	●▲	●▲	●▲	●▲	●▲	●▲					
2.0							●▲		●▲	●▲	●▲						
3.0												●▲					

CLICK HERE TO RETURN TO THE CONTENTS PAGE ❯

LEFT HAND THREAD HEXAGON FULL NUTS DIN 934

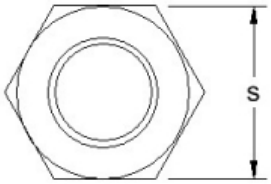

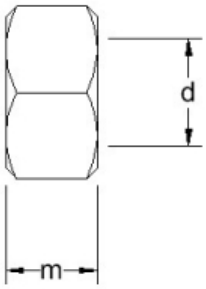

Material grades: A2:● A4: ▲

m (Max)	2.4	3.2	4.0	5.0	6.5	8.0	10	11	13	15	16	18	19	22	24		
Pitch	0.50	0.70	0.80	1.00	1.25	1.50	1.75	2.00	2.00	2.50	2.50	2.50	3.00	3.00	3.50		
s (Max)	5.5	7.0	8.0	10	13	17	19	22	24	27	30	32	36	41	46		
Length/dim	**M3**	**M4**	**M5**	**M6**	**M8**	**M10**	**M12**	**M14**	**M16**	**M18**	**M20**	**M22**	**M24**	**M27**	**M30**		
	●	●▲	●▲	●▲	●▲	●▲	●▲	●▲	●▲	●▲	●▲	●▲	●▲	●▲	●▲		

CLICK HERE TO RETURN TO THE CONTENTS PAGE ❯

HEXAGON CASTLE NUTS DIN 935



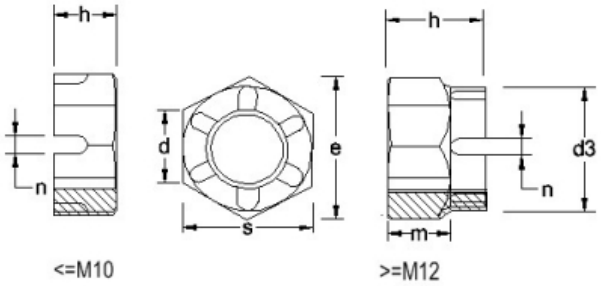

Material grades: A2:● A4: ▲

d3	-	-	-	-	17	19	22	25	28	34	38	42	50				
e	8.87	11.05	14.38	18.90	21.10	24.49	26.75	30.14	33.53	39.98	45.63	51.28	55.80				
h	6.0	7.5	9.5	12.0	15.0	16.0	19.0	21.0	22.0	27.0	30.0	33.0	38.0				
m	4.0	5.0	6.5	8.0	10.0	11.0	13.0	15.0	16.0	19.0	22.0	24.0	29.0				
n	1.4	2.0	2.5	2.8	3.5	3.5	4.5	4.5	4.5	5.5	5.5	7.0	7.0				
Pitch	0.80	1.00	1.25	1.50	1.75	2.00	2.00	2.50	2.50	3.00	3.00	3.50	4.00				
s	8	10	13	17	19	22	24	27	30	36	41	46	55				
Length/dim	**M5**	**M6**	**M8**	**M10**	**M12**	**M14**	**M16**	**M18**	**M20**	**M24**	**M27**	**M30**	**M36**				
	●▲	●▲	●▲	●▲	●▲	●▲	●▲	●▲	●▲	●▲	●▲	●▲	●▲				

CLICK HERE TO RETURN TO THE CONTENTS PAGE ❯

HEXAGON CASTLE NUTS THIN TYPE DIN 937

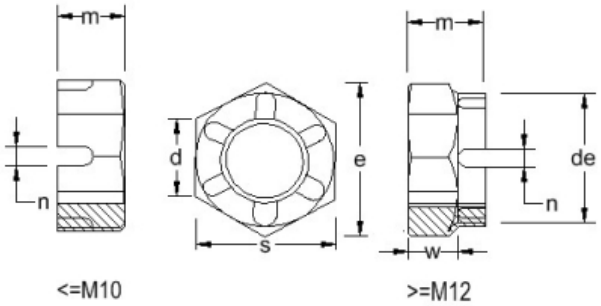

Material grades: A2:● A4: ▲

de (Min)	-	-	-	16.57	18.48	21.48	24.30	27.30	33.00	37.00	41.00
e	11.05	14.38	18.90	20.10	24.49	26.75	29.56	32.95	39.55	45.20	50.85
m (Min)	5.7	7.64	8.64	9.64	10.57	11.57	12.30	12.30	14.30	16.30	17.30
n (Min)	2.0	2.5	2.8	3.5	3.5	4.5	4.5	4.5	5.5	5.5	7.0
Pitch	1.00	1.25	1.50	1.75	2.00	2.00	2.50	2.50	3.00	3.00	3.50
s	10	13	17	19	22	24	27	30	36	41	46
w	3.5	4.5	5.0	6.0	7.0	7.0	8.0	8.0	9.0	11.0	11.0
Length/dim	**M6**	**M8**	**M10**	**M12**	**M14**	**M16**	**M18**	**M20**	**M24**	**M27**	**M30**
	●▲	●▲	●▲	●▲	●▲	●▲	●▲	●▲	●▲	●▲	●▲

CLICK HERE TO RETURN TO THE CONTENTS PAGE

DOUBLE END STUDS DIN 938

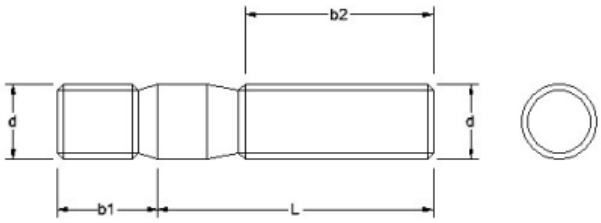

Material grades: A2:● A4: ▲

b1	6	8	10	12	16	20	24
b2	18	22	26	30	38	46	54
Pitch	1.00	1.25	1.50	1.75	2.00	2.50	3.00

Length/dim	M6	M8	M10	M12	M16	M20	M24
20	●▲	●▲	●▲	●▲			
25	●▲	●▲	●▲	●▲			
30	●▲	●▲	●▲	●▲	●▲		
35	●▲	●▲	●▲	●▲	●▲	●▲	
40	●▲	●▲	●▲	●▲	●▲	●▲	
45	●▲	●▲	●▲	●▲	●▲	●▲	
50		●▲	●▲	●▲	●▲	●▲	●▲
55		●▲	●▲	●▲	●▲	●▲	
60		●▲	●▲	●▲	●▲	●▲	●▲
65		●▲	●▲	●▲	●▲	●▲	
70		●▲	●▲	●▲	●▲	●▲	●▲
75		●▲	●▲	●▲	●▲	●▲	
80		●▲	●▲	●▲	●▲	●▲	●▲
85			●▲	●▲	●▲	●▲	
90		●▲	●▲	●▲	●▲	●▲	●▲
95						▲	
100		●▲	●▲	●▲	●▲	●▲	●▲

CLICK HERE TO RETURN TO THE CONTENTS PAGE ❯

DOUBLE END STUDS DIN 938

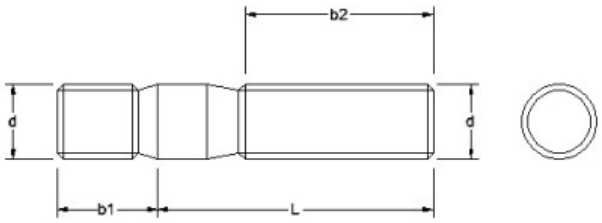

Material grades: A2:● A4: ▲

b1	6	8	10	12	16	20	24										
b2	18	22	26	30	38	46	54										
Pitch	1.00	1.25	1.50	1.75	2.00	2.50	3.00										
Length/dim	**M6**	**M8**	**M10**	**M12**	**M16**	**M20**	**M24**										
110			●▲	●▲	●▲	●▲	●▲										
120					●▲	●▲	●▲										

CLICK HERE TO RETURN TO THE CONTENTS PAGE ❯

DOUBLE END STUDS DIN 939

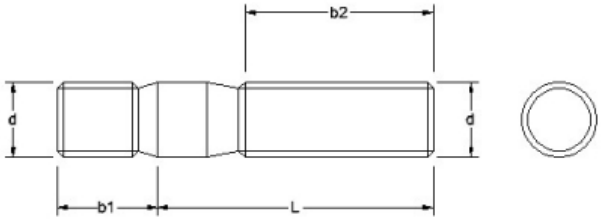

Material grades: A2:● A4: ▲

b1	7.5	10.0	12.0	15.0	20.0	25.0	30.0
b2	18	22	26	30	38	46	54
Pitch	1.00	1.25	1.50	1.75	2.00	2.50	3.00

Length/dim	M6	M8	M10	M12	M16	M20	M24
20	●▲	●▲	●▲	●▲			
25	●▲	●▲	●▲	●▲			
30	●▲	●▲	●▲	●▲	●▲		
35	●▲	●▲	●▲	●▲	●▲	●▲	
40	●▲	●▲	●▲	●▲	●▲	●▲	
45	●▲	●▲	●▲	●▲	●▲	●▲	
50		●▲	●▲	●▲	●▲	●▲	●▲
55		●▲	●▲	●▲	●▲	●▲	
60		●▲	●▲	●▲	●▲	●▲	●▲
65		●▲	●▲	●▲	●▲	●▲	
70		●▲	●▲	●▲	●▲	●▲	●▲
75		●▲	●▲	●▲	●▲	●▲	
80		●▲	●▲	●▲	●▲	●▲	●▲
85			●▲	●▲	●▲	●▲	
90		●▲	●▲	●▲	●▲	●▲	●▲
100		●▲	●▲	●▲	●▲	●▲	●▲
110			●▲	●▲	●▲	●▲	●▲

CLICK HERE TO RETURN TO THE CONTENTS PAGE ❯

DOUBLE END STUDS DIN 939

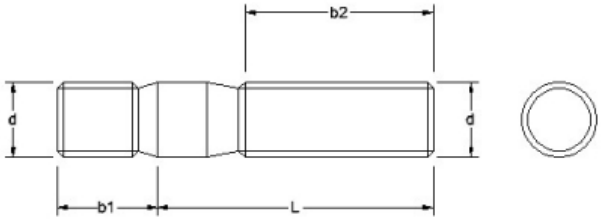

Material grades: A2:● A4: ▲

b1	7.5	10.0	12.0	15.0	20.0	25.0	30.0										
b2	18	22	26	30	38	46	54										
Pitch	1.00	1.25	1.50	1.75	2.00	2.50	3.00										
Length/dim	**M6**	**M8**	**M10**	**M12**	**M16**	**M20**	**M24**										
120					●▲	●▲	●▲										

CLICK HERE TO RETURN TO THE CONTENTS PAGE ❯

SLOT COUNTERSUNK MACHINE SCREWS DIN 963

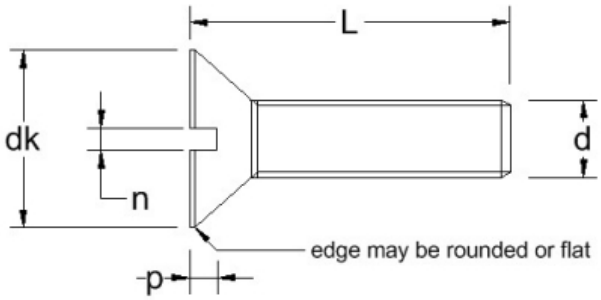

Material grades: A2:● A4: ▲

dk	1.9	2.3	2.6	3.0	3.8	4.7	5.6	6.5	7.5	9.2	11	14.5	18				
k	0.7	0.8	0.9	1.0	1.3	1.5	1.9	1.90	2.2	2.5	3.0	4.0	5.0				
n	0.25	0.30	0.30	0.40	0.50	0.60	0.80	0.8	1.0	1.2	1.6	2.0	2.5				
Pitch	0.25	0.25	0.30	0.35	0.4	0.45	0.5	0.6	0.7	0.8	1.0	1.25	1.5				
p	0.30	0.35	0.40	0.45	0.60	0.70	0.85	1.0	1.1	1.3	1.6	2.1	2.6				

Length/dim	M1.0	M1.2	M1.4	M1.6	M2	M2.5	M3	M3.5	M4	M5	M6	M8	M10	M12			
2	●	●	●	●													
3	●	●	●	●▲	●▲												
4	●	●	●	●▲	●▲	●▲	●▲										
5	●	●	●	●▲	●▲	●▲	●▲	●	●▲								
6	●	●	●	●▲	●▲	●▲	●▲	●▲	●▲	●▲							
8	●	●	●	●▲	●▲	●▲	●▲	●▲	●▲	●▲	●▲						
10	●	●	●	●▲	●▲	●▲	●▲	●▲	●▲	●▲	●▲	●▲					
12		●	●	●	●▲	●▲	●▲	●▲	●▲	●▲	●▲	●▲					
14				●	●▲	●▲	●▲	●▲	●▲	●▲	●▲	●▲					
16				●	●▲	●▲	●▲	●▲	●▲	●▲	●▲	●▲	●▲				
18					●▲	●▲	●▲	●▲	●▲	●▲	●▲	●▲					
20				●	●▲	●▲	●▲	●▲	●▲	●▲	●▲	●▲	●▲	●▲			
22					●▲	●▲	●▲	●▲		●	●▲	●▲	●				
25					●▲	●▲	●▲	●▲	●▲	●▲	●▲	●▲	●▲	●▲			
28					●▲												

CLICK HERE TO RETURN TO THE CONTENTS PAGE ❯

SLOT COUNTERSUNK MACHINE SCREWS DIN 963

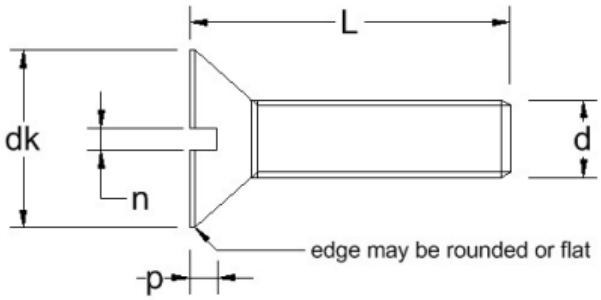

Material grades: A2:● A4: ▲

dk	1.9	2.3	2.6	3.0	3.8	4.7	5.6	6.5	7.5	9.2	11	14.5	18				
k	0.7	0.8	0.9	1.0	1.3	1.5	1.9	1.90	2.2	2.5	3.0	4.0	5.0				
n	0.25	0.30	0.30	0.40	0.50	0.60	0.80	0.8	1.0	1.2	1.6	2.0	2.5				
Pitch	0.25	0.25	0.30	0.35	0.4	0.45	0.5	0.6	0.7	0.8	1.0	1.25	1.5				
p	0.30	0.35	0.40	0.45	0.60	0.70	0.85	1.0	1.1	1.3	1.6	2.1	2.6				
Length/dim	**M1.0**	**M1.2**	**M1.4**	**M1.6**	**M2**	**M2.5**	**M3**	**M3.5**	**M4**	**M5**	**M6**	**M8**	**M10**	**M12**			
30					●▲	●	●▲	●▲	●▲	●▲	●▲	●▲	●▲	●▲			
35					●▲		●▲	●▲	●▲	●▲	●▲	●▲	●▲	●▲			
40					●▲		●▲	●	●▲	●▲	●▲	●▲	●▲	●▲			
45							●▲		●▲	●▲	●▲	●▲	●▲	●▲			
50							●▲		●▲	●▲	●▲	●▲	●▲	●▲			
55							●▲		●▲	●▲	●▲	●▲	●▲	●▲			
60							●▲		●▲	●▲	●▲	●▲	●▲	●▲			
65										●▲	●▲	●▲	●▲	●▲			
70									●▲	●▲	●▲	●▲	●▲	●▲			
75										●▲	●▲	●▲	●▲	●▲			
80									●▲	●▲	●▲	●▲	●▲	●▲			
90										●▲	●▲	●▲	●▲	●▲			
100										●▲	●▲	●▲	●▲	●▲			
110											●	●▲	●▲	●▲			
120											●	●▲	●▲				

CLICK HERE TO RETURN TO THE CONTENTS PAGE ❯

SLOT RAISED COUNTERSUNK MACHINE SCREWS DIN 964

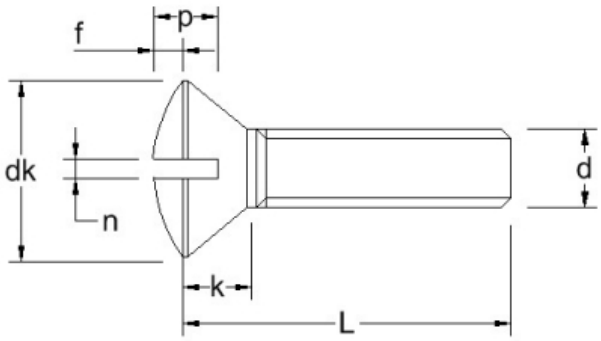

Material grades: A2:● A4: ▲

dk	3.8	4.7	5.6	7.5	9.2	11	14.5	18
f	0.5	0.6	0.75	1.0	1.25	1.5	2.0	*
k (Max)	1.2	1.5	1.65	2.2	2.5	3.0	4.0	5.0
n	0.5	0.6	0.8	1.0	1.2	1.6	2.0	2.5
Pitch	0.4	0.45	0.5	0.7	0.8	1.0	1.25	1.5
p (Min)	0.8	1.0	1.2	1.6	2.0	2.4	3.2	4.0

Length/dim	M2	M2.5	M3	M4	M5	M6	M8	M10
4	●▲							
5	●▲	●▲	●▲	●▲				
6	●▲	●▲	●▲	●▲	●▲			
8	●▲	●▲	●▲	●▲	●▲	●▲		
10	●▲	●▲	●▲	●▲	●▲	●▲	●	
12	●▲	●▲	●▲	●▲	●▲	●▲	●▲	
14	●		●▲	●▲	●▲			
16	●▲	●▲	●▲	●▲	●▲	●▲	●▲	
18	●		●▲	●▲	●▲		●▲	
20	●▲	●▲	●▲	●▲	●▲	●▲	●▲	●
22			●▲	●▲	●▲	●▲		
25	●	●	●▲	●▲	●▲	●▲	●▲	●▲
30		●	●▲	●▲	●▲	●▲	●▲	●▲
35			●▲	●▲	●▲	●▲	●▲	●▲

CLICK HERE TO RETURN TO THE CONTENTS PAGE ❯

SLOT RAISED COUNTERSUNK MACHINE SCREWS DIN 964

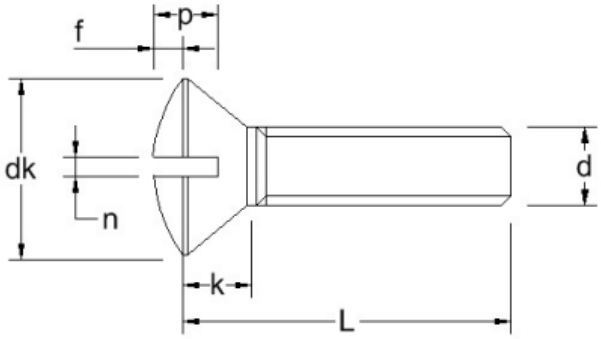

Material grades: A2:● A4: ▲

dk	3.8	4.7	5.6	7.5	9.2	11	14.5	18
f	0.5	0.6	0.75	1.0	1.25	1.5	2.0	*
k (Max)	1.2	1.5	1.65	2.2	2.5	3.0	4.0	5.0
n	0.5	0.6	0.8	1.0	1.2	1.6	2.0	2.5
Pitch	0.4	0.45	0.5	0.7	0.8	1.0	1.25	1.5
p (Min)	0.8	1.0	1.2	1.6	2.0	2.4	3.2	4.0

Length/dim	M2	M2.5	M3	M4	M5	M6	M8	M10
40			●▲	●▲	●▲	●▲	●▲	●▲
45			●▲	●▲	●▲	●▲	●▲	●▲
50			●▲	●▲	●▲	●▲	●▲	●▲
55				●▲	●▲	●▲		●
60				●▲	●▲	●▲	●▲	●▲
70				●▲	●▲	●▲	●▲	▲
80				●▲	●▲	●▲	●▲	▲
90					●▲	●▲	●▲	▲
95							●	
100					●▲	●▲	●▲	

CLICK HERE TO RETURN TO THE CONTENTS PAGE ❯

PHILLIPS COUNTERSUNK MACHINE SCREWS DIN 965 H

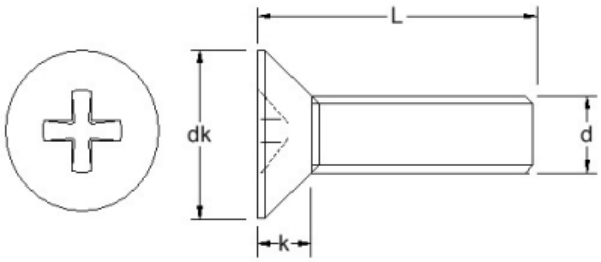

Material grades: A2:● A4: ▲

Drive	#0	#0	#0	#1	#1	#2	#2	#3	#4	#4
dk	2.6	3.0	3.8	4.7	5.6	7.5	9.2	11	14.5	18
k (Max)	0.9	0.96	1.2	1.5	1.65	2.2	2.5	3.0	4.0	5.0
Pitch	0.30	0.35	0.4	0.45	0.5	0.7	0.8	1.0	1.25	1.5

Length/dim	M1.4	M1.6	M2	M2.5	M3	M4	M5	M6	M8	M10
2	●	●▲								
3	●	●▲	●▲							
4	●	●▲	●▲	●▲	●▲					
5	●	●▲	●▲	●▲	●▲	●▲				
6	●	●▲	●▲	●▲	●▲	●▲	●▲			
8	●	●▲	●▲	●▲	●▲	●▲	●▲	●▲		
10	●	●▲	●▲	●▲	●▲	●▲	●▲	●▲	●▲	
12		●▲	●▲	●▲	●▲	●▲	●▲	●▲	●▲	
14		●▲	●▲	●▲	●▲	●▲	●▲	●▲	●▲	
16		●▲	●▲	●▲	●▲	●▲	●▲	●▲	●▲	●▲
18		●▲	●▲	●▲	●▲	●▲	●▲	●▲		
20		●▲	●▲	●▲	●▲	●▲	●▲	●▲	●▲	●▲
22				●▲	●▲	●▲	●▲	●▲	●▲	
25				●▲	●▲	●▲	●▲	●▲	●▲	●▲
30					●▲	●▲	●▲	●▲	●▲	●▲
35					●▲	●▲	●▲	●▲	●▲	●▲

CLICK HERE TO RETURN TO THE CONTENTS PAGE ❯

PHILLIPS COUNTERSUNK MACHINE SCREWS DIN 965 H

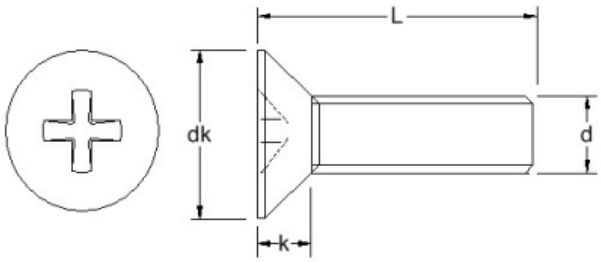

Material grades: A2:● A4: ▲

Drive	#0	#0	#0	#1	#1	#2	#2	#3	#4	#4
dk	2.6	3.0	3.8	4.7	5.6	7.5	9.2	11	14.5	18
k (Max)	0.9	0.96	1.2	1.5	1.65	2.2	2.5	3.0	4.0	5.0
Pitch	0.30	0.35	0.4	0.45	0.5	0.7	0.8	1.0	1.25	1.5
Length/dim	**M1.4**	**M1.6**	**M2**	**M2.5**	**M3**	**M4**	**M5**	**M6**	**M8**	**M10**
40					●▲	●▲	●▲	●▲	●▲	●▲
45					●▲	●▲	●▲	●▲	●▲	●▲
50					●▲	●▲	●▲	●▲	●▲	●▲
55							▲	●▲		
60						●▲	●▲	●▲	●▲	●▲
65								●▲		
70						●▲	●▲	●▲	●▲	●▲
75								●▲	●	
80						●▲	●▲	●▲	●▲	●▲
85							●	●▲		
90						●▲	●▲	●▲	●▲	●▲
95							●			
100						●	●▲	●▲	●▲	●▲
110									●	
120									●	
130									●	

CLICK HERE TO RETURN TO THE CONTENTS PAGE ❯

PHILLIPS COUNTERSUNK MACHINE SCREWS DIN 965 H

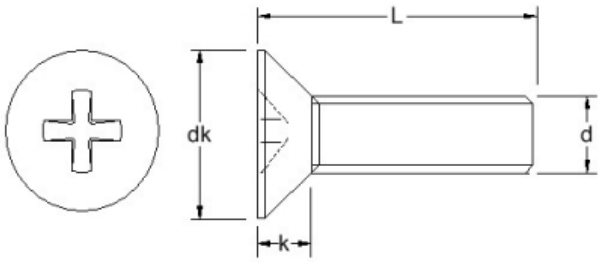

Material grades: A2:●

Drive	#0	#0	#0	#1	#1	#2	#2	#3	#4	#4							
dk	2.6	3.0	3.8	4.7	5.6	7.5	9.2	11	14.5	18							
k (Max)	0.9	0.96	1.2	1.5	1.65	2.2	2.5	3.0	4.0	5.0							
Pitch	0.30	0.35	0.4	0.45	0.5	0.7	0.8	1.0	1.25	1.5							
Length/dim	**M1.4**	**M1.6**	**M2**	**M2.5**	**M3**	**M4**	**M5**	**M6**	**M8**	**M10**							
150									●								

CLICK HERE TO RETURN TO THE CONTENTS PAGE ❯

POZI COUNTERSUNK MACHINE SCREWS DIN 965 Z

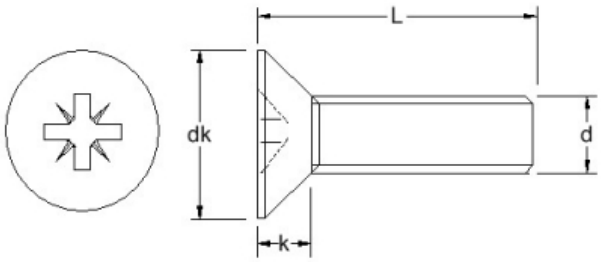

Material grades: A2:● A4: ▲

Drive	#0	#0	#1	#1	#2	#2	#2	#3	#4	#4
dk	3.0	3.8	4.7	5.6	6.5	7.5	9.2	11	14.5	18
k (Max)	0.96	1.2	1.5	1.65	1.9	2.2	2.5	3.0	4.0	5.0
Pitch	0.35	0.4	0.45	0.5	0.6	0.7	0.8	1.0	1.25	1.5

Length/dim	M1.6	M2	M2.5	M3	M3.5	M4	M5	M6	M8	M10
2	●▲									
3	●▲	●▲	●							
4	●▲	●▲	●▲	●▲						
5	●▲	●▲	●▲	●▲		●▲				
6	●▲	●▲	●▲	●▲	●	●▲	●▲			
8	●▲	●▲	●▲	●▲	●	●▲	●▲	●▲		
10	●▲	●▲	●▲	●▲	●	●▲	●▲	●▲		
12	●▲	●▲	●▲	●▲	●	●▲	●▲	●▲	●▲	
14	●▲	●▲	●▲	●▲		●▲	●▲	●▲		
16	●▲	●▲	●▲	●▲	●	●▲	●▲	●▲	●▲	
18	●▲	●▲	●▲	●▲		●▲	●▲	●▲		
20	●▲	●▲	●▲	●▲	●	●▲	●▲	●▲	●▲	●▲
22			●▲	●▲		●▲	●▲	●▲		
25		●▲	●▲	●▲	●	●▲	●▲	●▲	●▲	●▲
28							●▲			
30		●▲	●▲	●▲	●	●▲	●▲	●▲	●▲	●▲

CLICK HERE TO RETURN TO THE CONTENTS PAGE ❯

POZI COUNTERSUNK MACHINE SCREWS DIN 965 Z

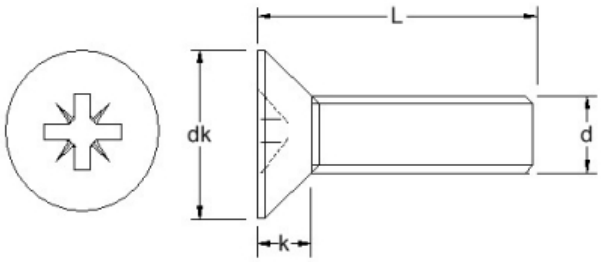

Material grades: A2:● A4: ▲

Drive	#0	#0	#1	#1	#2	#2	#2	#3	#4	#4
dk	3.0	3.8	4.7	5.6	6.5	7.5	9.2	11	14.5	18
k (Max)	0.96	1.2	1.5	1.65	1.9	2.2	2.5	3.0	4.0	5.0
Pitch	0.35	0.4	0.45	0.5	0.6	0.7	0.8	1.0	1.25	1.5

Length/dim	M1.6	M2	M2.5	M3	M3.5	M4	M5	M6	M8	M10
35				●▲		●▲	●▲	●▲	●▲	●▲
40				●▲		●▲	●▲	●▲	●▲	●▲
45				●▲		●▲	●▲	●▲	●▲	●▲
50				●▲		●▲	●▲	●▲	●▲	●▲
55				●▲		●▲	●▲	●▲		
60				●▲		●▲	●▲	●▲	●▲	●▲
65						●▲	●▲	●▲		
70						●▲	●▲	●▲	●▲	●▲
75						●▲		●▲		
80						●▲	●▲	●▲	●▲	●▲
85						●▲				
90						●▲	●▲	●▲	●▲	●▲
95						●▲				
100						●▲	●▲	●▲	●▲	●▲
110								●▲		
120								●▲		

CLICK HERE TO RETURN TO THE CONTENTS PAGE ❯

POZI COUNTERSUNK MACHINE SCREWS DIN 965 Z

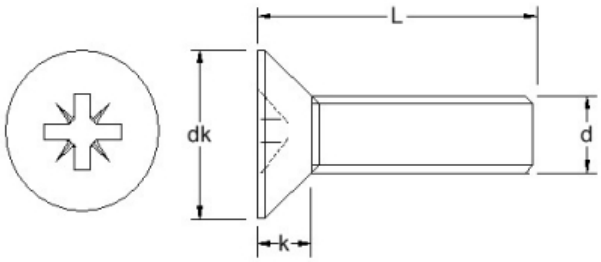

Material grades: A2:● A4: ▲

Drive	#0	#0	#1	#1	#2	#2	#2	#3	#4	#4							
dk	3.0	3.8	4.7	5.6	6.5	7.5	9.2	11	14.5	18							
k (Max)	0.96	1.2	1.5	1.65	1.9	2.2	2.5	3.0	4.0	5.0							
Pitch	0.35	0.4	0.45	0.5	0.6	0.7	0.8	1.0	1.25	1.5							
Length/dim	**M1.6**	**M2**	**M2.5**	**M3**	**M3.5**	**M4**	**M5**	**M6**	**M8**	**M10**							
130								●▲									
140								●▲									

CLICK HERE TO RETURN TO THE CONTENTS PAGE ❯

TX COUNTERSUNK MACHINE SCREWS DIN 965 TX

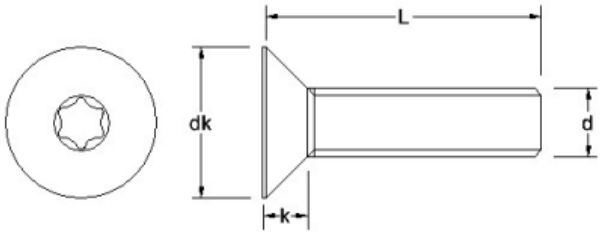

Material grades: A2:● A4: ▲

dk (Max)	3.2	3.8	4.7	5.6	7.5	9.2	11	14.5
k	0.96	1.2	1.5	1.65	2.2	2.5	3.0	4.0
Pitch	0.35	0.4	0.45	0.5	0.7	0.8	1.0	1.25
Length/dim	**M1.6**	**M2**	**M2.5**	**M3**	**M4**	**M5**	**M6**	**M8**
2	●▲							
3	●▲	●▲	●▲					
4	●▲	●▲	●▲	●▲				
5	●▲	●▲	●▲	●▲	●▲			
6	●▲	●▲	●▲	●▲	●▲	●▲		
8	●▲	●▲	●▲	●▲	●▲	●▲	●▲	
10	●▲	●▲	●▲	●▲	●▲	●▲	●▲	●▲
12	●▲	●▲	●▲	●▲	●▲	●▲	●▲	●▲
14	●▲	●▲	●▲	●▲	●▲	●▲	●▲	
16	●▲	●▲	●▲	●▲	●▲	●▲	●▲	●▲
18	●▲	●▲	●▲	●▲	●▲	●	●▲	
20	●▲	●▲	●▲	●▲	●▲	●▲	●▲	●▲
22			●▲	●▲	●▲	●▲	●▲	
25			●▲	●▲	●▲	●▲	●▲	●▲
28						●▲		
30				●▲	●▲	●▲	●▲	●▲
35				●▲	●▲	●▲	●▲	●▲

CLICK HERE TO RETURN TO THE CONTENTS PAGE ❯

TX COUNTERSUNK MACHINE SCREWS DIN 965 TX

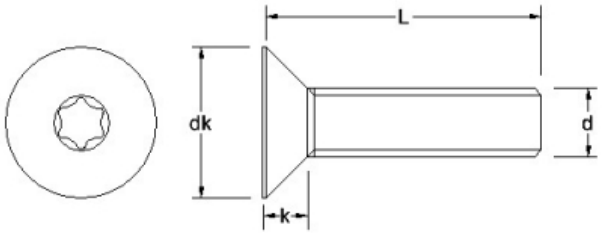

Material grades: A2:● A4: ▲

dk (Max)	3.2	3.8	4.7	5.6	7.5	9.2	11	14.5
k	0.96	1.2	1.5	1.65	2.2	2.5	3.0	4.0
Pitch	0.35	0.4	0.45	0.5	0.7	0.8	1.0	1.25
Length/dim	**M1.6**	**M2**	**M2.5**	**M3**	**M4**	**M5**	**M6**	**M8**
40				●▲	●▲	●▲	●▲	●▲
45				●▲	●▲	●▲	●▲	●▲
50				●▲	●▲	●▲	●▲	●▲
55				●▲	●▲	●▲	●▲	
60				●▲	●▲	●▲	●▲	●▲
65					●▲	●▲	●▲	
70					●▲	●▲	●▲	●▲
75					●▲	●▲	●▲	
80					●▲	●▲	●▲	●▲
85					●▲	●▲	●▲	
90					●▲	●▲	●▲	
95					●▲	●▲	●▲	
100					●▲	●▲	●▲	
110							●▲	
120							●▲	
130							●▲	
140							●▲	

CLICK HERE TO RETURN TO THE CONTENTS PAGE ❯

PHILLIPS RAISED COUNTERSUNK MACHINE SCREWS DIN 966 H

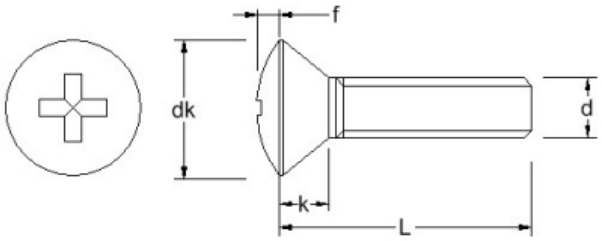

Material grades: A2:● A4: ▲

Drive	#1	#1	#1	#2	#2	#3	#4	#4
dk	3.8	4.7	5.6	7.5	9.2	11	14.5	18
f	0.5	0.6	0.75	1.0	1.25	1.5	2.0	2.5
k	1.2	1.5	1.65	2.2	2.5	3.0	4.0	5.0
Pitch	0.40	0.45	0.5	0.7	0.8	1.0	1.25	1.5

Length/dim	M2	M2.5	M3	M4	M5	M6	M8	M10
3	●▲							
4	●▲	●▲	●▲					
5	●▲	●▲	●▲	●▲				
6	●▲	●▲	●▲	●▲	●▲			
8	●▲	●▲	●▲	●▲	●▲	●▲		
10	●▲	●▲	●▲	●▲	●▲	●▲		
12	●▲	●▲	●▲	●▲	●▲	●▲	●▲	
14	●▲	●▲	●▲	●▲	●▲	●▲		
16	●▲	●▲	●▲	●▲	●▲	●▲	●▲	
18	●▲	●▲	●▲	●▲	●▲	●▲		
20	●▲	●▲	●▲	●▲	●▲	●▲	●▲	●
22			●▲	●▲	●▲	●▲		
25	●▲	●▲	●▲	●▲	●▲	●▲	●▲	●
28			●▲	●▲	●▲	●▲		
30	●▲	●▲	●▲	●▲	●▲	●▲	●▲	●▲

CLICK HERE TO RETURN TO THE CONTENTS PAGE ❯

PHILLIPS RAISED COUNTERSUNK MACHINE SCREWS DIN 966 H

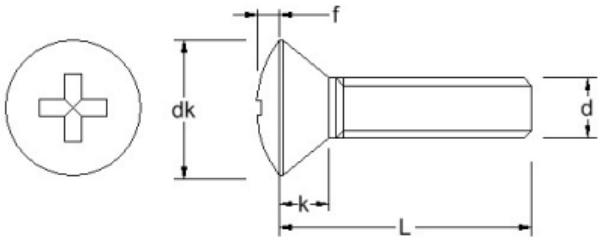

Material grades: A2:● A4: ▲

Drive	#1	#1	#1	#2	#2	#3	#4	#4
dk	3.8	4.7	5.6	7.5	9.2	11	14.5	18
f	0.5	0.6	0.75	1.0	1.25	1.5	2.0	2.5
k	1.2	1.5	1.65	2.2	2.5	3.0	4.0	5.0
Pitch	0.40	0.45	0.5	0.7	0.8	1.0	1.25	1.5

Length/dim	M2	M2.5	M3	M4	M5	M6	M8	M10
35			●▲	●▲	●▲	●▲	●▲	●▲
40			●▲	●▲	●▲	●▲	●▲	●▲
45			●▲	●▲	●▲	●▲	●▲	
50			●▲	●▲	●▲	●▲	●▲	●▲
55				●▲	●▲	●▲		
60				●▲	●▲	●▲	●▲	●▲
65				●▲	●▲	●▲		
70				●▲	●▲	●▲	●▲	
75				●▲	●▲	●▲		
80				●▲	●▲	●▲	●▲	
85					●▲	●▲		
90					●▲	●▲	●▲	
95					▲	●▲		
100					●▲	●▲	●▲	

CLICK HERE TO RETURN TO THE CONTENTS PAGE ❯

POZI RAISED COUNTERSUNK MACHINE SCREWS DIN 966 Z

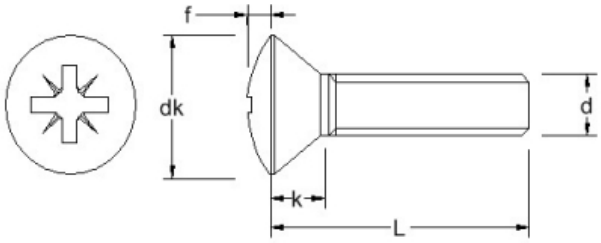

Material grades: A2:● A4: ▲

Drive	#1	#1	#1	#2	#2	#3
dk	3.8	4.7	5.6	7.5	9.2	11
f	*	0.6	0.75	1.0	1.25	1.5
k	1.2	1.5	1.65	2.2	2.5	3.0
Pitch	0.40	0.45	0.5	0.7	0.8	1.0

Length/dim	M2	M2.5	M3	M4	M5	M6
3	●▲					
4	●▲	●▲	●▲			
5	●▲	●▲	●▲	●▲		
6	●▲	●▲	●▲	●▲	●▲	
8	●▲	●▲	●▲	●▲	●▲	●▲
10	●▲	●▲	●▲	●▲	●▲	●▲
12	●▲	●▲	●▲	●▲	●▲	●▲
14	●▲	●▲	●▲	●▲	●▲	●▲
16	●▲	●▲	●▲	●▲	●▲	●▲
18	●▲	●▲	●▲	●▲	●▲	●▲
20	●▲	●▲	●▲	●▲	●▲	●▲
22			●▲	●▲	●	●▲
25	●▲	●▲	●▲	●▲	●▲	●▲
28			●▲	●▲	●▲	●▲
30	●▲	●▲	●▲	●▲	●▲	●▲

CLICK HERE TO RETURN TO THE CONTENTS PAGE ❯

POZI RAISED COUNTERSUNK MACHINE SCREWS DIN 966 Z

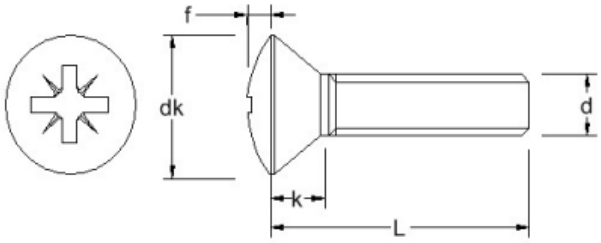

Material grades: A2:● A4: ▲

Drive	#1	#1	#1	#2	#2	#3
dk	3.8	4.7	5.6	7.5	9.2	11
f	*	0.6	0.75	1.0	1.25	1.5
k	1.2	1.5	1.65	2.2	2.5	3.0
Pitch	0.40	0.45	0.5	0.7	0.8	1.0

Length/dim	M2	M2.5	M3	M4	M5	M6
35			●▲	●▲	●▲	●▲
40			●▲	●▲	●▲	●▲
45			●▲	●▲	●▲	●▲
50			●▲	●▲	●▲	●▲
55				●▲	●▲	●▲
60				●▲	●▲	●▲
65				●▲	●▲	●▲
70				●▲	●▲	●▲
75				●▲	●▲	●▲
80				●▲	●▲	●▲
85					●▲	●▲
90					▲	●▲
95					●▲	●▲
100					●▲	●▲

CLICK HERE TO RETURN TO THE CONTENTS PAGE ❯

TX RAISED COUNTERSUNK MACHINE SCREWS DIN 966 TX

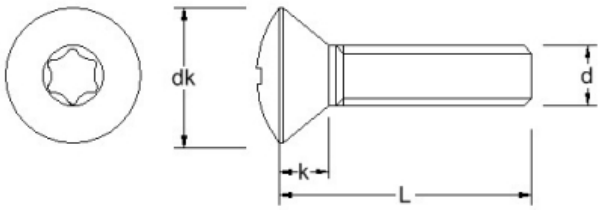

Material grades: A2:● A4: ▲

Drive	T6	T8	T10	T20	T25	T30
dk	3.8	4.7	5.6	7.5	9.2	11
f	0.5	0.6	0.75	1.0	1.25	1.5
k	1.2	1.5	1.65	2.2	2.5	3.0
Pitch	0.40	0.45	0.5	0.7	0.8	1.0

Length/dim	M2	M2.5	M3	M4	M5	M6
3	●▲					
4	●▲	●▲	●▲			
5	●▲	●▲	●▲	●▲		
6	●▲	●▲	●▲	●▲	●▲	
8	●▲	●▲	●▲	●▲	●▲	●▲
10	●▲	●▲	●▲	●▲	●▲	●▲
12	●▲	●▲	●▲	●▲	●▲	●▲
14	●▲	●▲	●▲	●▲	●▲	●▲
16	●▲	●▲	●▲	●▲	●▲	●▲
18	●▲	●▲	●▲	●▲	●▲	●▲
20	●▲	●▲	●▲	●▲	●▲	●▲
22			●▲	●▲	●▲	●▲
25	●▲	●▲	●▲	●▲	●▲	●▲
28			●▲	●▲	●▲	●▲
30	●▲	●▲	●▲	●▲	●▲	●▲

CLICK HERE TO RETURN TO THE CONTENTS PAGE ❯

TX RAISED COUNTERSUNK MACHINE SCREWS DIN 966 TX

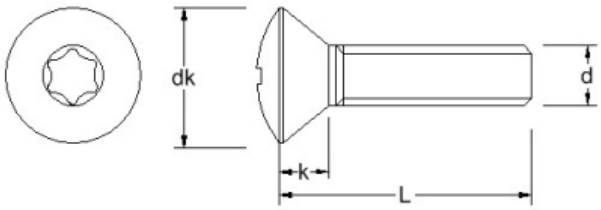

Material grades: A2:● A4: ▲

Drive	T6	T8	T10	T20	T25	T30
dk	3.8	4.7	5.6	7.5	9.2	11
f	0.5	0.6	0.75	1.0	1.25	1.5
k	1.2	1.5	1.65	2.2	2.5	3.0
Pitch	0.40	0.45	0.5	0.7	0.8	1.0

Length/dim	M2	M2.5	M3	M4	M5	M6
35			●▲	●▲	●▲	●▲
40			●▲	●▲	●▲	●▲
45			●▲	●▲	●▲	●▲
50			●▲	●▲	●▲	●▲
55				●▲	●▲	●▲
60				●▲	●▲	●▲
65				●▲	●▲	●▲
70				●▲	●▲	●▲
75				●▲	●▲	●▲
80				●▲	●▲	●▲
85					●▲	●▲
90					●▲	●▲
95					●▲	●▲
100					●▲	●▲

CLICK HERE TO RETURN TO THE CONTENTS PAGE ❯

THREADED ROD DIN 975

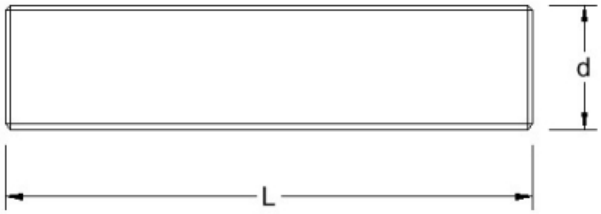

Material grades: A2:● A4: ▲

L	1000	1000	1000	1000	1000	1000	1000	1000	1000	1000	1000	1000	1000	1000	1000	1000	1000
Pitch	0.40	0.45	0.50	0.70	0.80	1.00	1.25	1.50	1.75	2.00	2.00	2.50	2.50	3.00	3.50	3.50	4.00
Length/dim	**M2**	**M2.5**	**M3**	**M4**	**M5**	**M6**	**M8**	**M10**	**M12**	**M14**	**M16**	**M18**	**M20**	**M24**	**M30**	**M33**	**M36**
1MTR	●▲	●▲	●▲	●▲	●▲	●▲	●▲	●▲	●▲	●▲	●▲	●▲	●▲	●▲	●▲	●▲	●

CLICK HERE TO RETURN TO THE CONTENTS PAGE ❯

LEFT HAND THREADED ROD DIN 975

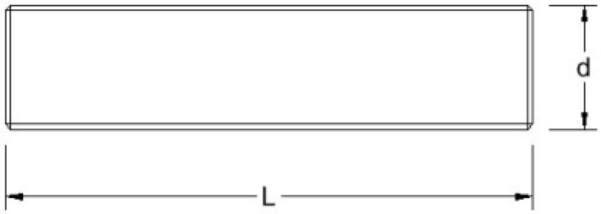

Material grades: A2:●

L	1000	1000	1000	1000	1000	1000	1000										
Pitch	1.00	1.25	1.50	1.75	2.00	2.50	3.00										
Length/dim	**M6**	**M8**	**M10**	**M12**	**M16**	**M20**	**M24**										
1MTR	●	●	●	●	●	●	●										

CLICK HERE TO RETURN TO THE CONTENTS PAGE ❯

THREADED STUDS DIN 976

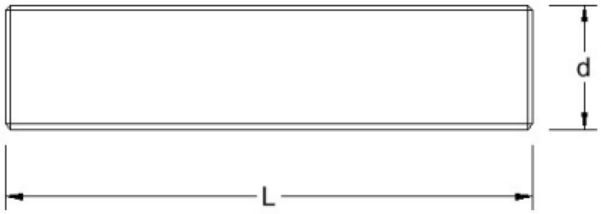

Material grades: A2:●

Pitch	1.00	1.25	1.50	1.75	2.00
Length/dim	**M6**	**M8**	**M10**	**M12**	**M16**
25	●	●			
30	●	●			
35	●	●	●		
40	●	●	●	●	
45	●	●	●	●	
50	●	●	●	●	●
55	●	●	●	●	
60	●	●	●	●	●
65				●	●
70	●	●	●	●	●
75		●	●	●	
80	●	●	●	●	●
90	●	●	●	●	●
100	●	●	●	●	●
110	●	●	●	●	●
120	●	●	●	●	●
130		●	●	●	●
140		●	●	●	●
150		●	●	●	●

CLICK HERE TO RETURN TO THE CONTENTS PAGE ❯

THREADED STUDS DIN 976

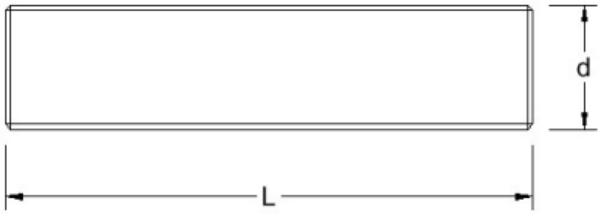

Material grades: A2:●

Pitch	1.00	1.25	1.50	1.75	2.00											
Length/dim	**M6**	**M8**	**M10**	**M12**	**M16**											
160				●	●											
170				●	●											
180				●	●											
190				●												
200		●	●	●	●											
300					●											

CLICK HERE TO RETURN TO THE CONTENTS PAGE ❯

ALLMETAL SELF LOCKING NUTS ART.980

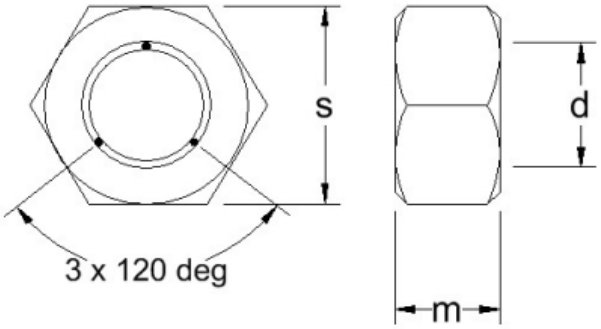

Material grades: A2:● A4: ▲

m (Max)	2.4	3.2	4.0	5.0	5.5	6.5	8	10	11	13	14.5	16	*	*			
Pitch	0.50	0.70	0.80	1.00	1.00	1.25	1.50	1.75	2.00	2.00	2.50	2.50	2.50	3.00			
s	5.5	7.0	8.0	10	11	13	17	19	22	24	27	30	33	36			
Length/dim	**M3**	**M4**	**M5**	**M6**	**M7**	**M8**	**M10**	**M12**	**M14**	**M16**	**M18**	**M20**	**M22**	**M24**			
	●▲	●▲	●▲	●▲	●	●▲	●▲	●▲	●	●▲	●	●▲	●	●			

CLICK HERE TO RETURN TO THE CONTENTS PAGE ❯

NYLON INSERT NUTS HIGH TYPE DIN 982

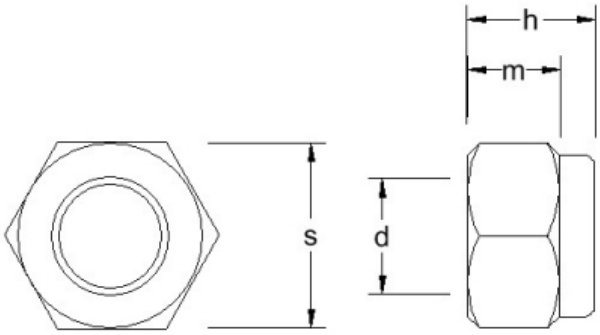

Material grades: A2:● A4: ▲

h (Max)	4.7	6.3	8.0	9.5	11.5	14	16	18	22	28							
m	3.6	4.4	4.9	6.44	8.04	10.37	12.1	14.1	16.9	20.2							
Pitch	0.70	0.80	1.00	1.25	1.50	1.75	2.00	2.00	2.50	3.00							
s	7.0	8.0	10	13	17	19	22	24	30	36							
Length/dim	**M4**	**M5**	**M6**	**M8**	**M10**	**M12**	**M14**	**M16**	**M20**	**M24**							
	●▲	●▲	●▲	●▲	●▲	●▲	●▲	●▲	●▲	●▲							

CLICK HERE TO RETURN TO THE CONTENTS PAGE ❯

NYLON INSERT NUTS DIN 985

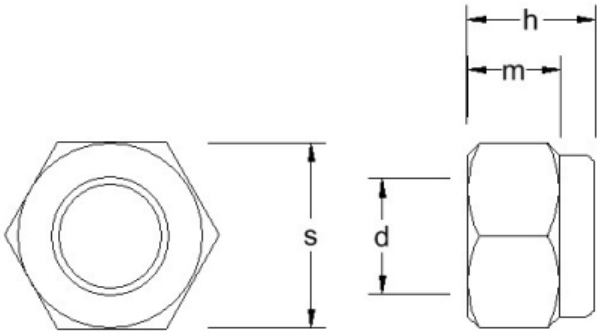

Material grades: A2:● A4: ▲

h (Max)	3.0	3.8	4.0	*	5.0	5.0	6.0	8.0	10	12	14	16	18.5	20	24	30	
m	2.0	2.0	2.4	*	2.9	3.2	4.0	5.5	6.5	8.0	9.5	10.5	13	14	15	19	
Pitch	0.40	0.45	0.50	0.60	0.70	0.80	1.00	1.25	1.50	1.75	2.00	2.00	2.50	2.50	3.00	3.50	
s	4.0	5.0	5.5	*	7.0	8.0	10	13	17	19	22	24	27	30	36	46	
Length/dim	**M2**	**M2.5**	**M3**	**M3.5**	**M4**	**M5**	**M6**	**M8**	**M10**	**M12**	**M14**	**M16**	**M18**	**M20**	**M24**	**M30**	
	●	●▲	●▲	●	●▲	●▲	●▲	●▲	●▲	●▲	●▲	●▲	●▲	●▲	●▲	●▲	

CLICK HERE TO RETURN TO THE CONTENTS PAGE ❯

NYLON INSERT DOMED NUTS DIN 986

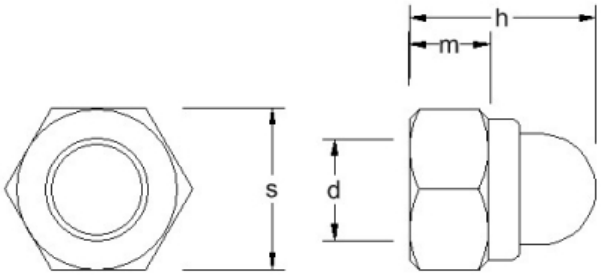

Material grades: A2: ●

h	9.6	10.5	12	14	18.1	22.5	27.5										
m	*	4.4	4.9	6.44	8.04	10.37	*										
Pitch	0.70	0.80	1.00	1.25	1.50	1.75	2.00										
s	7.0	8.0	10	13	17	19	24										
Length/dim	**M4**	**M5**	**M6**	**M8**	**M10**	**M12**	**M16**										
	●	●	●	●	●	●	●										

CLICK HERE TO RETURN TO THE CONTENTS PAGE ❯

DIN 988 SHIM WASHERS

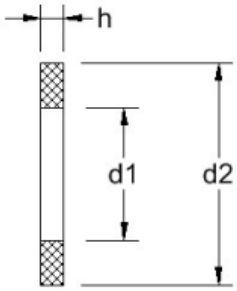

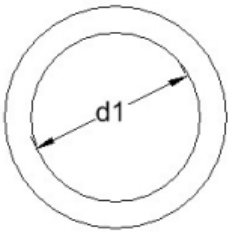

Material grades: A2: ●

d2	3.0	4.0	5.0	6.0	8.0	7.0	8.0	10.0	11.0	12.0	13.0	8.0	14.0	15.0	15.0	16.0	17.0
Thickness/d1	**6.0**	**8.0**	**10.0**	**12.0**	**12.0**	**13.0**	**14.0**	**16.0**	**17.0**	**18.0**	**19.0**	**20.0**	**20.0**	**21.0**	**22.0**	**22.0**	**24.0**
0.0500								●									
0.1000	●	●		●		●	●	●	●	●						●	●
0.1500				●													
0.2000	●	●	●	●		●	●	●	●		●		●			●	●
0.2500				●						●							
0.3000	●	●	●	●		●	●			●					●		●
0.4000	●	●															
0.5000	●		●	●	●		●	●		●	●		●	●	●		●
0.8000																	
1.0000	●	●	●	●		●	●	●	●	●	●		●		●		●
1.2000				●				●		●							
1.5000												●	●	●		●	●
2.0000			●					●						●			
2.5000																	
3.0000																	

CLICK HERE TO RETURN TO THE CONTENTS PAGE ❯

DIN 988 SHIM WASHERS

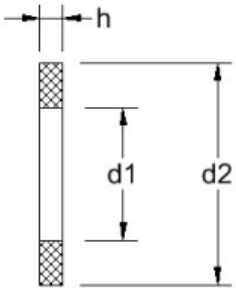

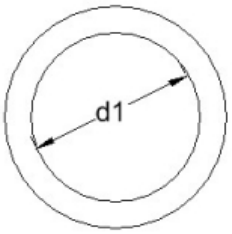

Material grades: A2:●

d2	18.0	20.0	22.0	25.0	26.0	28.0	30.0	30.0	35.0	37.0	40.0	42.0	45.0	50.0	63.0	70.0	
Thickness/d1	**25.0**	**28.0**	**30.0**	**35.0**	**37.0**	**40.0**	**40.0**	**42.0**	**45.0**	**47.0**	**50.0**	**52.0**	**55.0**	**62.0**	**80.0**	**80.0**	
0.0500																	
0.1000		●					●	●		●	●		●	●	●	●	
0.1500																	
0.2000	●				●			●		●			●				
0.2500																	
0.3000	●					●		●	●	●							
0.4000																	
0.5000	●	●			●		●	●		●	●	●					
0.8000			●														
1.0000	●	●		●		●		●		●	●		●	●			
1.2000																	
1.5000									●								
2.0000				●		●			●			●					
2.5000											●						
3.0000											●		●				

CLICK HERE TO RETURN TO THE CONTENTS PAGE ❯

FULL LENGTH TAPER GROOVED PINS DIN 1471

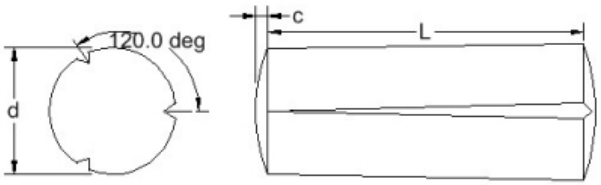

Material grades: A2:●

c	0.30	0.40	0.50	0.63	0.80	1.00
Length/dim	**2**	**3**	**4**	**5**	**6**	**8**
6	●					
8	●	●	●	●		
10	●	●	●	●	●	●
12	●	●	●	●	●	●
16	●	●	●	●	●	●
18	●	●	●	●	●	●
20	●	●	●	●	●	●
25		●	●	●	●	●
30			●	●	●	●
35			●	●	●	●
40			●	●	●	●
45					●	●
50					●	●
60					●	●

CLICK HERE TO RETURN TO THE CONTENTS PAGE ❯

HALF LENGTH TAPER GROOVED PINS DIN 1472

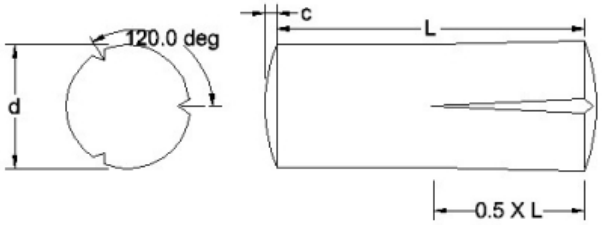

Material grades: A2:●

c	0.30	0.40	0.50	0.60	0.80	1.00
Length/dim	**2**	**3**	**4**	**5**	**6**	**8**
3	●					
4	●					
5	●					
6	●					
8	●	●	●	●		
10	●	●	●	●	●	●
12	●	●	●	●	●	●
16	●	●	●	●	●	●
18	●	●	●	●	●	●
20	●	●	●	●	●	●
25		●	●	●	●	●
30			●	●	●	●
35			●	●	●	●
40			●	●	●	●
45					●	●
50					●	●
60					●	●

CLICK HERE TO RETURN TO THE CONTENTS PAGE ❯

FULL LENGTH PARALLEL GROOVED PINS DIN 1473

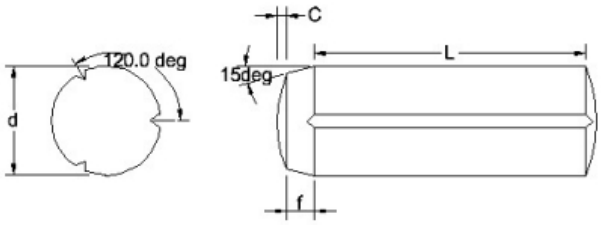

Material grades: A2:●

c	0.25	0.40	0.50	0.60	0.80	1.00
f	0.9	1.3	1.8	2.0	2.5	2.8
Length/dim	**2**	**3**	**4**	**5**	**6**	**8**
5	●					
6	●	●				
8	●	●	●			
10	●	●	●	●	●	●
12	●	●	●	●	●	●
14	●	●				
16	●	●	●	●	●	●
18	●	●	●	●	●	●
20	●	●	●	●	●	●
22		●		●		
25		●	●	●	●	●
30		●	●	●	●	●
32		●	●	●		
35			●	●	●	●
36					●	
40			●	●	●	●
45				●	●	●
50			●	●	●	●

CLICK HERE TO RETURN TO THE CONTENTS PAGE ❯

FULL LENGTH PARALLEL GROOVED PINS DIN 1473

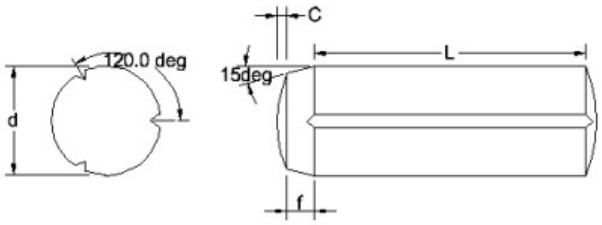

Material grades: A2: ●

c	0.25	0.40	0.50	0.60	0.80	1.00											
f	0.9	1.3	1.8	2.0	2.5	2.8											
Length/dim	**2**	**3**	**4**	**5**	**6**	**8**											
60					●	●											
70						●											

CLICK HERE TO RETURN TO THE CONTENTS PAGE ❯

HEXAGON DOMED NUTS DIN 1587

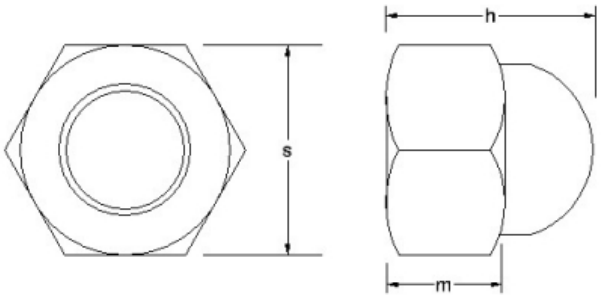

Material grades: A2:● A4: ▲

h (Max)	6	8	10	12	*	15	18	22	25	28	32	34	39	42	47	52
m (Max)	2.4	3.2	4.0	5.0	*	6.5	8.0	10	11	13	15	16	18	19	22	24
Pitch	0.50	0.70	0.80	1.00	1.00	1.25	1.5	1.75	2.0	2.0	2.50	2.5	2.5	3.0	3.0	3.5
s	5.5	7.0	8.0	10	*	13	17	19	22	24	27	30	32	36	41	46
Length/dim	**M3**	**M4**	**M5**	**M6**	**M7**	**M8**	**M10**	**M12**	**M14**	**M16**	**M18**	**M20**	**M22**	**M24**	**M27**	**M30**
	●▲	●▲	●▲	●▲	●	●▲	●▲	●▲	●▲	●▲	●▲	●▲	●▲	●▲	●▲	●▲

CLICK HERE TO RETURN TO THE CONTENTS PAGE ❯

DISC SPRINGS DIN 2093

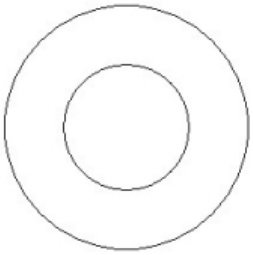

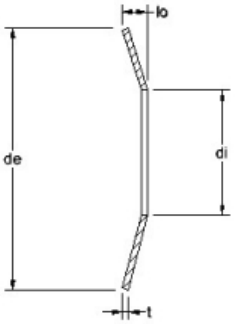

Material grades: A2:●

d2	3.2	3.2	4.2	5.2	4.2	6.2	6.2	7.2	8.2	8.2	6.2	9.2	8.2	10.2	12.2	14.2	16.3
Thickness/d1	**6**	**8**	**8**	**10**	**12**	**12**	**12.5**	**14**	**15**	**16**	**18**	**18**	**20**	**20**	**25**	**28**	**31.5**
0.2000			●														
0.2500				●													
0.3000	●		●														
0.4000			●	●	●					●	●						
0.5000		●		●	●	●	●						●				
0.6000										●				●			
0.7000							●					●			●		
0.8000								●	●					●			
0.9000										●				●	●		
1.0000												●		●		●	
1.1000														●	●		
1.2500																	●
1.5000															●	●	
1.7500																	●
2.0000																	
2.2500																	

CLICK HERE TO RETURN TO THE CONTENTS PAGE ❯

DISC SPRINGS DIN 2093

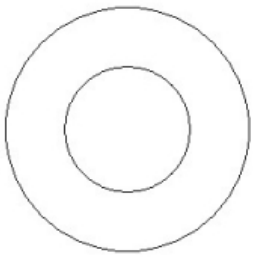

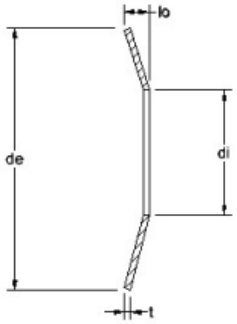

Material grades: A2:●

d2	18.3	20.4															
Thickness/d1	**35.5**	**40**															
0.2000																	
0.2500																	
0.3000																	
0.4000																	
0.5000																	
0.6000																	
0.7000																	
0.8000																	
0.9000																	
1.0000																	
1.1000																	
1.2500	●																
1.5000		●															
1.7500																	
2.0000	●	●															
2.2500		●															

CLICK HERE TO RETURN TO THE CONTENTS PAGE ❯

HOSE CLAMPS WORM GEAR DRIVE DIN 3017

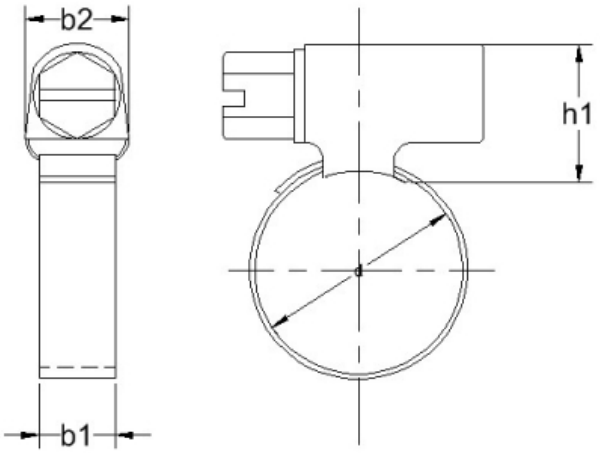

Material grades: A2:● A4: ▲

b1	9	9	12	9	12	9	12	9	12	9	12	9	12	9	12	9	12
b2	14	14	20	14	20	14	20	14	20	14	20	14	20	14	20	14	20
h1	14	14	16	14	16	14	16	14	16	14	16	14	16	14	46	14	16
Length/dim	**10-16/9**	**12-22/9**	**12-22/12**	**16-27/9**	**16-27/12**	**20-32/9**	**20-32/12**	**25-40/9**	**25-40/12**	**30-45/9**	**30-45/12**	**35-50/9**	**35-50/12**	**40-60/9**	**40-60/12**	**50-70/9**	**50-70/12**
	●▲	●▲	●▲	●▲	●▲	●▲	●▲	●▲	●▲	●▲	●▲	●▲	●▲	●▲	●▲	●▲	●▲

CLICK HERE TO RETURN TO THE CONTENTS PAGE ❯

HOSE CLAMPS WORM GEAR DRIVE DIN 3017

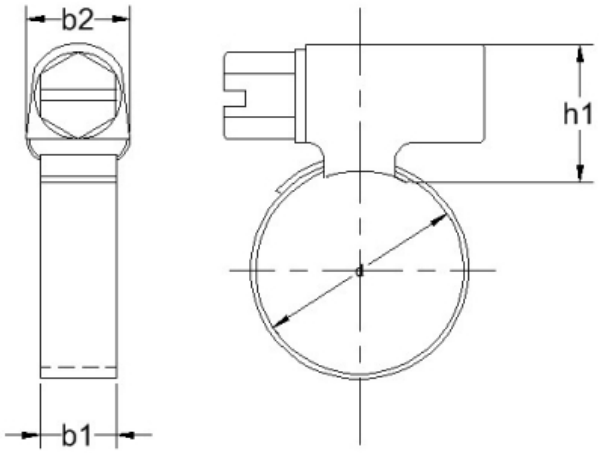

Material grades: A2:● A4: ▲

b1	12	12	12	12	12	12	12	12	12
b2	20	20	20	20	20	20	20	20	20
h1	16	16	16	16	16	16	16	16	16
Length/dim	60-80/12	70-90/12	80-100/12	90-110/12	100-120/12	110-130/12	120-140/12	130-150/12	140-160/12
	●▲	●▲	●▲	●▲	●▲	●▲	●▲	●▲	●▲

CLICK HERE TO RETURN TO THE CONTENTS PAGE ❯

HEXAGON NUTS TYPE B, DIN 6330

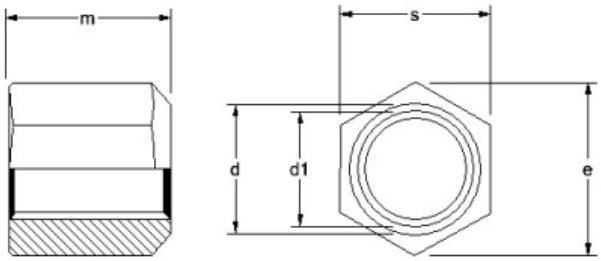

Material grades: A2:● A4: ▲

d1	7.0	9.0	11.5	14.0	16.0	18.0	22.0	26.0	29.0	32.0	35.0	38.0					
e	11.05	14.38	17.77	20.03	25.30	26.75	33.53	39.98	46.55	51.28	57.50	61.31					
m	9	12	15	18	21.5	24	30	36	40.5	45	49.5	54					
Pitch	1.00	1.25	1.50	1.75	2.00	2.00	2.50	3.00	3.00	3.50	3.50	4.00					
s	10	13	16	18	22	24	30	36	41	46	50	55					
Length/dim	**M6**	**M8**	**M10**	**M12**	**M14**	**M16**	**M20**	**M24**	**M27**	**M30**	**M33**	**M36**					
9	●▲																
12		●▲															
15			●▲														
18				●▲													
22					●▲												
24						●▲											
30							●▲										
36								●▲									
41									●▲								
45										●▲							
50											●▲						
54												●▲					

CLICK HERE TO RETURN TO THE CONTENTS PAGE ❯

STUDDING CONNECTOR NUTS DIN 6334

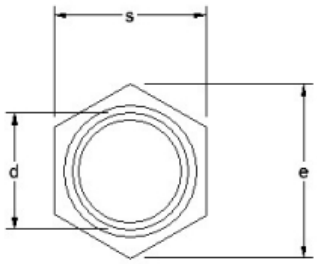

Material grades: A2:● A4: ▲

e	9.0	11.1	15.0	19.6	21.9	25.5	27.7	34.6	41.6	53.1
m	15	18	24	30	36	42	48	60	72	90
Pitch	0.80	1.00	1.25	1.50	1.75	2.00	2.00	2.50	3.00	3.50
s	8	10	13	17	19	22	24	30	36	46

Length/dim	M5	M6	M8	M10	M12	M14	M16	M20	M24	M30
15	●									
18		●▲								
24			●▲							
30				●▲						
36					●▲					
42						●▲				
48							●▲			
60								●▲		
72									●▲	
90										●▲

CLICK HERE TO RETURN TO THE CONTENTS PAGE ❯

DIN 6796 CONICAL WASHERS

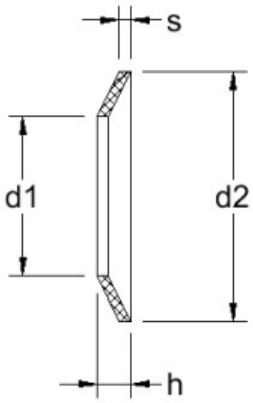

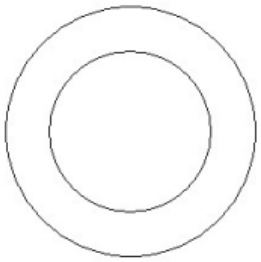

Material grades: A2:● A4: ▲

d1	3.2	4.3	5.3	6.4	8.4	10.5	13	15	17	19	21	23	25				
d2	7	9	11	14	18	23	29	35	39	42	45	49	56				
h	0.72-0.85	1.12-1.30	1.35-1.55	1.70-2.00	2.24-2.60	2.80-3.20	3.43-3.95	4.04-4.65	4.58-5.25	5.08-5.80	5.60-6.40	6.15-7.05	6.77-7.75				
s	0.60	1.00	1.20	1.50	2.00	2.50	3.00	3.50	4.00	4.50	5.00	5.50	6.00				
Length/dim	**M3**	**M4**	**M5**	**M6**	**M8**	**M10**	**M12**	**M14**	**M16**	**M18**	**M20**	**M22**	**M24**				
	●▲	●▲	●▲	●▲	●▲	●▲	●▲	●▲	●▲	●▲	●▲	●▲	●▲				

CLICK HERE TO RETURN TO THE CONTENTS PAGE ❯

EXTERNAL TOOTH WASHERS DIN 6797 A

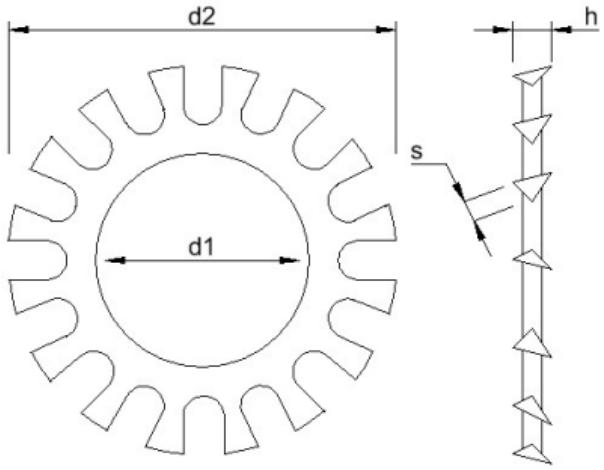

Material grades: A2:●

d1 (Min)	2.2	2.7	3.2	3.7	4.3	5.3	6.4	7.4	8.4	10.5	13	15	17	19	21	23	25
d2 (Max)	4.5	5.5	6	7	8	10	11	12.5	15	18	20.5	24	26	30	33	36	38
h (Min)	2 x 's'	2 x 's'	2 x 's'	2 x 's'	2 x 's'	2 x 's'	2 x 's'	2 x 's'	2 x 's'	2 x 's'	2 x 's'	2 x 's'	2 x 's'	2 x 's'	2 x 's'	2 x 's'	2 x 's'
s	0.3	0.4	0.4	0.5	0.5	0.6	0.7	0.8	0.8	0.9	1	1	1.2	1.4	1.4	1.5	1.5
Length/dim	**M2**	**M2.5**	**M3**	**M3.5**	**M4**	**M5**	**M6**	**M7**	**M8**	**M10**	**M12**	**M14**	**M16**	**M18**	**M20**	**M22**	**M24**
	●	●	●	●	●	●	●	●	●	●	●	●	●	●	●	●	●

CLICK HERE TO RETURN TO THE CONTENTS PAGE ❯

EXTERNAL TOOTH WASHERS DIN 6797 A

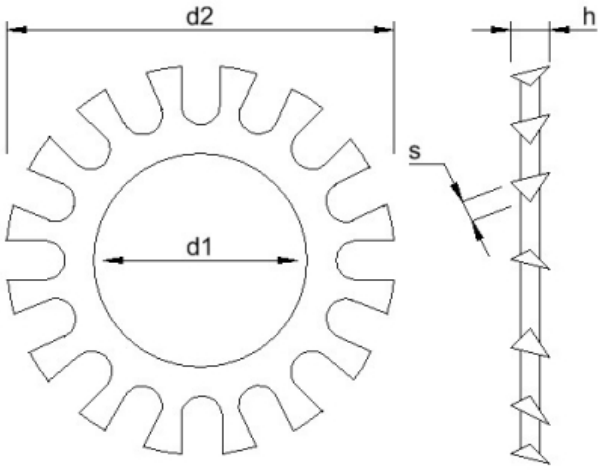

Material grades: A2:●

d1 (Min)	28	31																
d2 (Max)	44	48																
h (Min)	2 x 's'	2 x 's'																
s	1.6	1.6																
Length/dim	**M27**	**M30**																
	●	●																

CLICK HERE TO RETURN TO THE CONTENTS PAGE ❯

INTERNAL TOOTH WASHERS DIN 6797 J

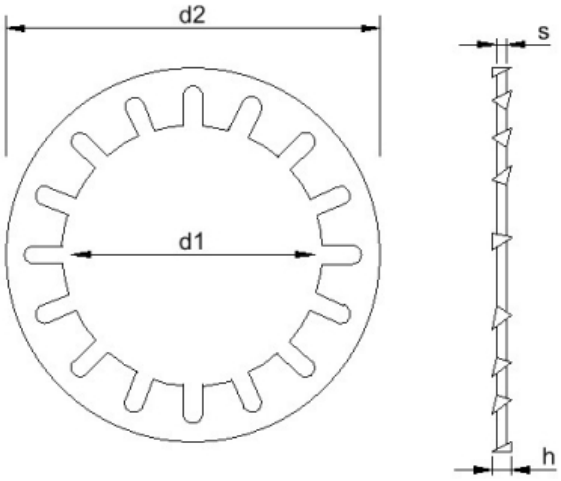

Material grades: A2:●

d1 (Min)	2.2	2.7	3.2	3.7	4.3	5.3	6.4	7.4	8.4	10.5	13	15	17	19	21	23	25
d2 (Max)	4.5	5.5	6	7	8	10	11	12.5	15	18	20.5	24	26	30	33	36	38
h (Min)	2 x 's'	2 x 's'	2 x 's'	2 x 's'	2 x 's'	2 x 's'	2 x 's'	2 x 's'	2 x 's'	2 x 's'	2 x 's'	2 x 's'	2 x 's'	2 x 's'	2 x 's'	2 x 's'	2 x 's'
s	0.3	0.4	0.4	0.5	0.5	0.6	0.7	0.8	0.8	0.9	1	1	1.2	1.4	1.4	1.5	1.5
Length/dim	**M2**	**M2.5**	**M3**	**M3.5**	**M4**	**M5**	**M6**	**M7**	**M8**	**M10**	**M12**	**M14**	**M16**	**M18**	**M20**	**M22**	**M24**
	●	●	●	●	●	●	●	●	●	●	●	●	●	●	●	●	●

CLICK HERE TO RETURN TO THE CONTENTS PAGE ❯

INTERNAL TOOTH WASHERS DIN 6797 J

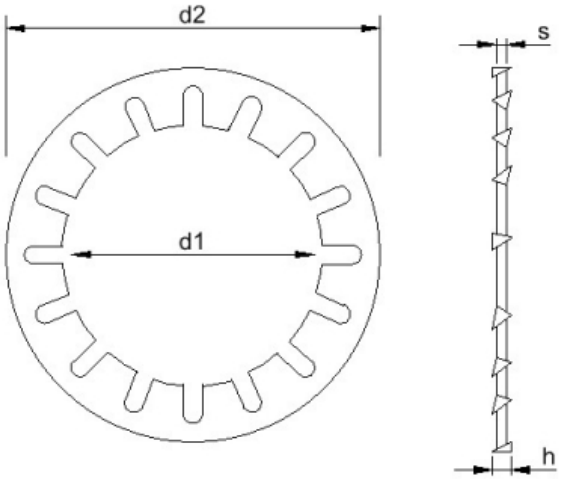

Material grades: A2:●

d1 (Min)	28	31															
d2 (Max)	44	48															
h (Min)	2 x 's'	2 x 's'															
s	1.6	1.6															
Length/dim	**M27**	**M30**															
	●	●															

CLICK HERE TO RETURN TO THE CONTENTS PAGE ❯

EXTERNAL TOOTH WASHERS DIN 6798 A

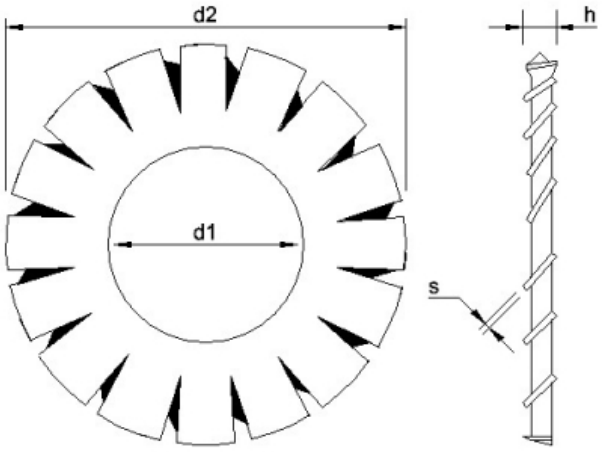

Material grades: A2:● A4: ▲

d1 (Min)	2.2	2.7	3.2	3.7	4.3	5.3	6.4	7.4	8.4	10.5	13	15	17	19	21	23	25
d2 (Max)	4.5	5.5	6	7	8	10	11	12.5	15	18	20.5	24	26	30	33	36	38
h	3 x 's'	3 x 's'	3 x 's'	3 x 's'	3 x 's'	3 x 's'	3 x 's'	3 x 's'	3 x 's'	3 x 's'	3 x 's'	3 x 's'	3 x 's'	3 x 's'	3 x 's'	3 x 's'	3 x 's'
s	0.3	0.4	0.4	0.5	0.5	0.6	0.7	0.8	0.8	0.9	1	1	1.2	1.4	1.4	1.5	1.5
Length/dim	**M2**	**M2.5**	**M3**	**M3.5**	**M4**	**M5**	**M6**	**M7**	**M8**	**M10**	**M12**	**M14**	**M16**	**M18**	**M20**	**M22**	**M24**
	●▲	●▲	●▲	●	●▲	●▲	●▲	●	●▲	●▲	●▲	●▲	●▲	●▲	●▲	●▲	●▲

CLICK HERE TO RETURN TO THE CONTENTS PAGE ❯

EXTERNAL TOOTH WASHERS DIN 6798 A

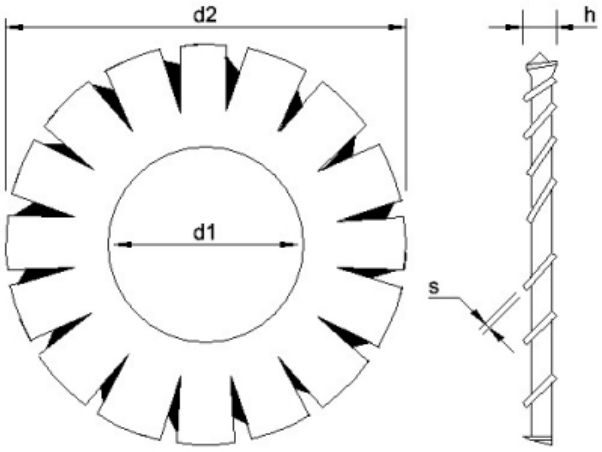

Material grades: A2:● A4: ▲

d1 (Min)	28	31															
d2 (Max)	44	48															
h	3 x 's'	3 x 's'															
s	1.6	1.6															
Length/dim	**M27**	**M30**															
	●▲	●▲															

CLICK HERE TO RETURN TO THE CONTENTS PAGE ❯

INTERNAL TOOTH WASHERS DIN 6798 J

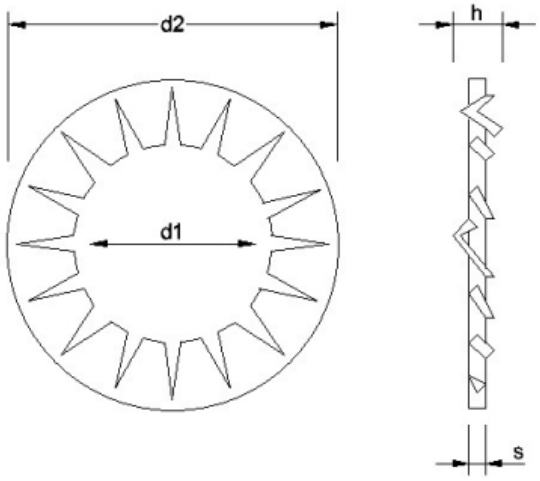

Material grades: A2:● A4: ▲

d1	2.2	2.7	3.2	3.7	4.3	5.3	6.4	6.4	8.4	10.5	13	15	17	19	21	23	25
d2 (Max)	4.5	5.5	6	7	8	10	11	12.5	15	18	20.5	24	26	30	33	36	38
h	3 x 'S'	3 x 'S'	3 x 'S'	3 x 'S'	3 x 'S'	3 x 'S'	3 x 'S'	3 x 'S'	3 x 'S'	3 x 'S'	3 x 'S'	3 x 'S'	3 x 'S'	3 x 'S'	3 x 'S'	3 x 'S'	3 x 'S'
s (Max)	0.3	0.4	0.4	0.5	0.5	0.6	0.7	0.8	0.8	0.9	1	1	1.2	1.4	1.4	1.5	1.5
Length/dim	**M2**	**M2.5**	**M3**	**M3.5**	**M4**	**M5**	**M6**	**M7**	**M8**	**M10**	**M12**	**M14**	**M16**	**M18**	**M20**	**M22**	**M24**
	●▲	●▲	●▲	●	●▲	●▲	●▲	●	●▲	●▲	●▲	●▲	●▲	●▲	●▲	●▲	●▲

CLICK HERE TO RETURN TO THE CONTENTS PAGE ❯

INTERNAL TOOTH WASHERS DIN 6798 J

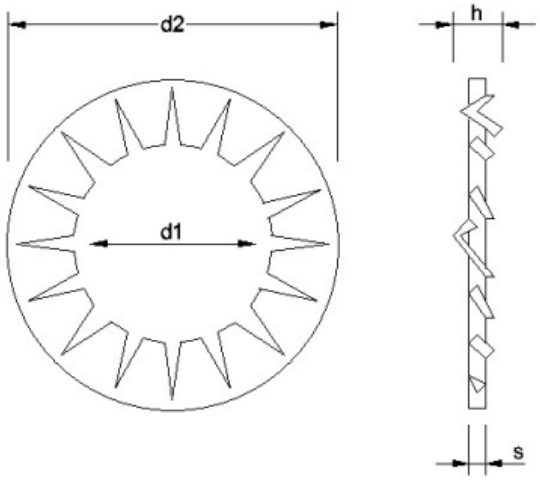

Material grades: A2:● A4: ▲

d1	28	31															
d2 (Max)	44	48															
h	3 x 'S'	3 x 'S'															
s (Max)	1.6	1.6															
Length/dim	**M27**	**M30**															
	●▲	●▲															

CLICK HERE TO RETURN TO THE CONTENTS PAGE ❯

E-CLIPS DIN 6799

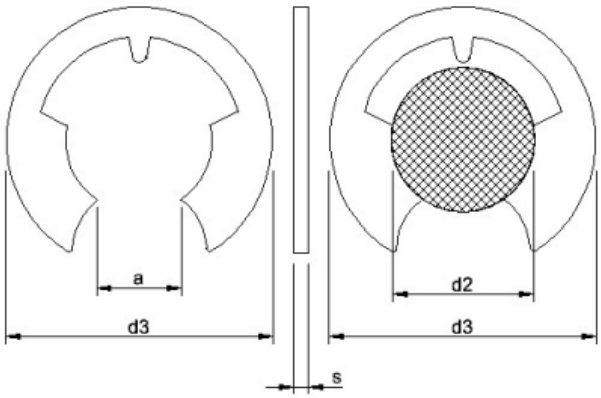

Material grades: A2:●

a	1.01	1.28	1.61	1.94	2.70	3.34	4.11	5.26	5.84	6.52	7.63	8.32	10.45	12.61	15.92	21.88
d3 (Max)	3.25	4.25	4.8	6.3	7.3	9.3	11.3	12.3	14.3	16.3	18.8	20.4	23.4	29.4	37.6	44.6
s	0.3	0.4	0.5	0.6	0.6	0.7	0.7	0.7	0.9	1.0	1.1	1.2	1.3	1.5	1.75	2
Length/dim	**1.2MM**	**1.5MM**	**1.9MM**	**2.3MM**	**3.2MM**	**4.0MM**	**5.0MM**	**6.0MM**	**7.0MM**	**8.0MM**	**9.0MM**	**10MM**	**12MM**	**15MM**	**19MM**	**24MM**
	●	●	●	●	●	●	●	●	●	●	●	●	●	●	●	●

CLICK HERE TO RETURN TO THE CONTENTS PAGE ❯

LOW HEAD SOCKET CAP SCREWS DIN 6912

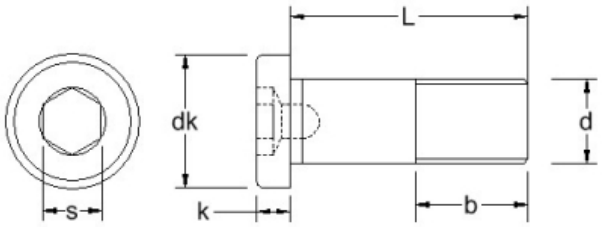

Material grades: A2:● A4: ▲

b (Max)	12	14	16	18	22	26	30	38	46	54							
dk (Max)	5.5	7.0	8.5	10	13	16	18	24	30	36							
k (Max)	2	2.8	3.5	4	5	6.5	7.5	10	12	14							
Pitch	0.5	0.6	0.8	1.0	1.25	1.5	1.75	2	2.5	3							
s	2	3	4	5	6	8	10	14	17	19							
Length/dim	**M3**	**M4**	**M5**	**M6**	**M8**	**M10**	**M12**	**M16**	**M20**	**M24**							
4	●▲																
5	●▲	●▲															
6	●▲	●▲	●▲														
8	●▲	●▲	●▲	●▲													
10	●▲	●▲	●▲	●▲	●▲												
12	●▲	●▲	●▲	●▲	●▲	●▲											
14	●▲	●▲	●▲	●▲	●▲	●▲											
16	●▲	●▲	●▲	●▲	●▲	●▲	●▲										
18	●▲	●▲	●▲	●▲	●▲	●▲	●▲										
20	●▲	●▲	●▲	●▲	●▲	●▲	●▲	●▲									
22	●▲	●▲	●▲	●▲	●▲	●▲	●▲										
25	●▲	●▲	●▲	●▲	●▲	●▲	●▲	●▲									
30	●▲	●▲	●▲	●▲	●▲	●▲	●▲	●▲	●▲								
35	●▲	●▲	●▲	●▲	●▲	●▲	●▲	●▲	●▲								
40	●▲	●▲	●▲	●▲	●▲	●▲	●▲	●▲	●▲	●▲							

CLICK HERE TO RETURN TO THE CONTENTS PAGE ❯

LOW HEAD SOCKET CAP SCREWS DIN 6912

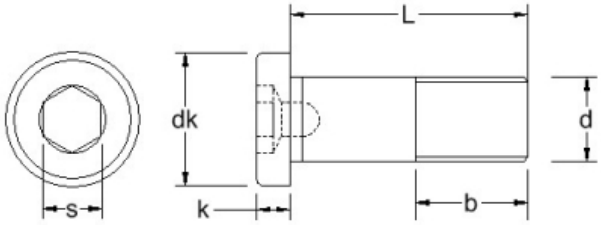

Material grades: A2:● A4: ▲

b (Max)	12	14	16	18	22	26	30	38	46	54
dk (Max)	5.5	7.0	8.5	10	13	16	18	24	30	36
k (Max)	2	2.8	3.5	4	5	6.5	7.5	10	12	14
Pitch	0.5	0.6	0.8	1.0	1.25	1.5	1.75	2	2.5	3
s	2	3	4	5	6	8	10	14	17	19

Length/dim	M3	M4	M5	M6	M8	M10	M12	M16	M20	M24
45	●▲	●▲	●▲	●▲	●▲	●▲	●▲	●▲	●▲	●▲
50	●▲	●▲	●▲	●▲	●▲	●▲	●▲	●▲	●▲	●▲
55		●▲	●▲	●▲	●▲	●▲	●▲	●▲	●▲	●▲
60		●▲		●▲	●▲	●▲	●▲	●▲	●▲	●▲
65			●▲	●▲	●▲	●▲	●▲	●▲	●▲	●▲
70			●	●▲	●▲	●▲	●▲	●▲	●▲	●▲
75			●▲	●▲	●	●▲	●▲	●▲	●▲	●▲
80			●▲	●▲	●▲	●▲	●▲	●▲	●▲	●▲
90				●▲	●▲	●▲	●▲	●▲	●▲	●▲
100				●	●▲	●▲	●▲	●▲	●▲	●▲
110					●▲	●▲	●▲	●▲	●▲	●▲
120				●	●▲	●▲	●▲	●▲	●▲	●▲
130								●▲	●▲	●▲
140								●▲	●▲	●▲
150								●▲	●▲	●▲

CLICK HERE TO RETURN TO THE CONTENTS PAGE ❯

FLANGED HEXAGON BOLTS DIN 6921

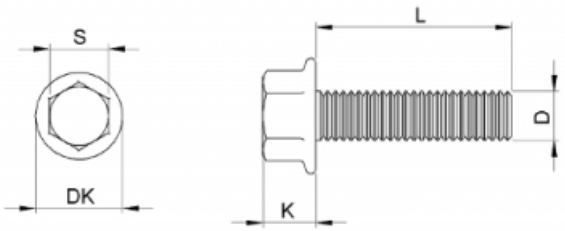

Material grades: A2:●

dk	11.8	14.2	18	22.3														
k	5.4	6.6	8.1	9.2														
Pitch	0.8	1.0	1.25	1.5														
s	8	10	13	15														
Length/dim	**M5**	**M6**	**M8**	**M10**														
8/8	●																	
10/10	●	●																
12/12	●	●	●															
16/16	●	●	●	●														
20/20	●	●	●	●														
25/25	●	●	●	●														
30/30	●	●	●	●														
35/35	●	●	●	●														
40/40	●	●	●	●														
45/45	●	●	●	●														
50/50	●	●	●	●														
55/55		●	●	●														
60/60		●	●	●														
65/65				●														
70/70			●	●														
80/80			●	●														

CLICK HERE TO RETURN TO THE CONTENTS PAGE ❯

FLANGED HEXAGON BOLTS DIN 6921

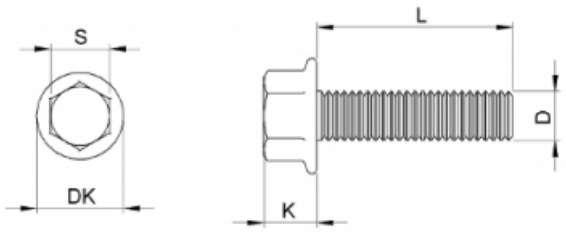

Material grades: A2:●

dk	11.8	14.2	18	22.3													
k	5.4	6.6	8.1	9.2													
Pitch	0.8	1.0	1.25	1.5													
s	8	10	13	15													
Length/dim	**M5**	**M6**	**M8**	**M10**													
90/90				●													
100/100				●													

CLICK HERE TO RETURN TO THE CONTENTS PAGE ❯

SERRATED FLANGED HEXAGON BOLTS DIN 6921

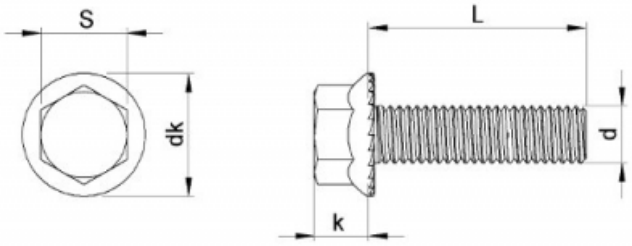

Material grades: A2:●

dk	11.8	14.2	18	22.3														
k	5.4	6.6	8.1	9.2														
Pitch	0.8	1.0	1.25	1.5														
s	8	10	13	15														
Length/dim	**M5**	**M6**	**M8**	**M10**														
8/8	●																	
10/10	●	●																
12/12	●	●	●															
16/16	●	●	●	●														
20/20	●	●	●	●														
25/25	●	●	●	●														
30/30	●	●	●	●														
35/35	●	●	●	●														
40/40	●	●	●	●														
45/45	●	●	●	●														
50/50	●	●	●	●														
55/55		●	●	●														
60/60		●	●	●														
65/65			●	●														
70/70			●	●														
80/80			●	●														

CLICK HERE TO RETURN TO THE CONTENTS PAGE ❯

SERRATED FLANGED HEXAGON BOLTS DIN 6921

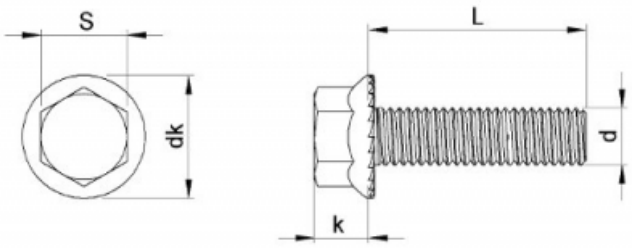

Material grades: A2: ●

dk	11.8	14.2	18	22.3													
k	5.4	6.6	8.1	9.2													
Pitch	0.8	1.0	1.25	1.5													
s	8	10	13	15													
Length/dim	**M5**	**M6**	**M8**	**M10**													
90/90				●													
100/100				●													

CLICK HERE TO RETURN TO THE CONTENTS PAGE ❯

SERRATED FLANGED NUTS DIN 6923

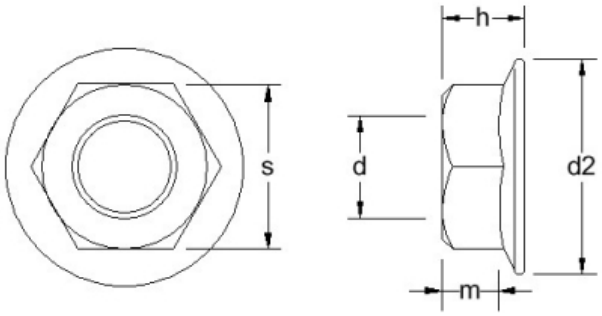

Material grades: A2:● A4: ▲

d2 (Max)	*	10	11.8	14.2	17.9	21.8	26	34.5									
h (Max)	*	4.65	5.0	6.0	8.0	10	12	16									
m (Min)	*	1.9	2.2	3.1	4.5	5.5	6.7	*									
Pitch	0.50	0.70	0.80	1.00	1.25	1.50	1.75	2.00									
s (Max)	*	7.0	8.0	10	13	15	18	24									
Length/dim	**M3**	**M4**	**M5**	**M6**	**M8**	**M10**	**M12**	**M16**									
	●▲	●▲	●▲	●▲	●▲	●▲	●▲	●▲									

CLICK HERE TO RETURN TO THE CONTENTS PAGE ❯

NON SERRATED FLANGED NUTS DIN 6923

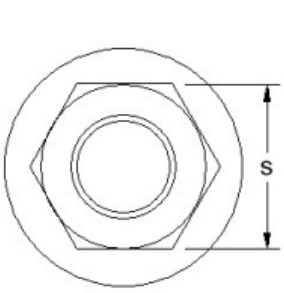

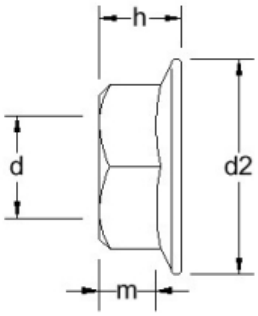

Material grades: A2:● A4: ▲

d2 (Max)	10	11.8	14.2	17.9	21.8	26
h (Max)	4.65	5.0	6.0	8.0	10	12
m (Min)	1.9	2.2	3.1	4.5	5.5	6.7
Pitch	0.70	0.80	1.00	1.25	1.50	1.75
s (Max)	7.0	8.0	10	13	15	18
Length/dim	**M4**	**M5**	**M6**	**M8**	**M10**	**M12**
	●▲	●▲	●▲	●▲	●▲	●▲

CLICK HERE TO RETURN TO THE CONTENTS PAGE ❯

NYLON INSERT SERRATED FLANGE NUTS DIN 6926

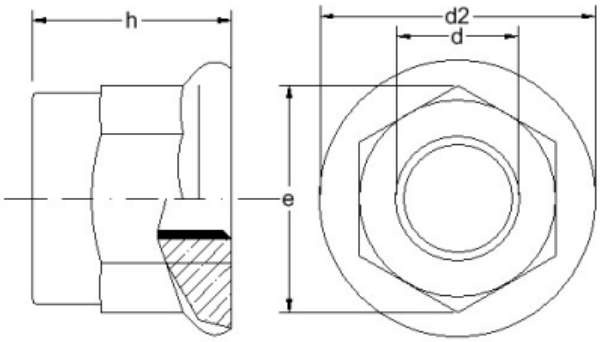

Material grades: A2:● A4: ▲

Drive	SW6	SW7	SW8	SW10	SW13	SW15	SW18
d2 (Max)	7.8	10	11.8	14.2	17.9	21.8	26
e	6.33	7.66	8.79	11.05	14.38	16.64	20.03
h (Max)	*	*	7.1	9.1	11.1	13.5	16.1
Pitch	0.50	0.70	0.80	1.00	1.25	1.50	1.75
Length/dim	**M3**	**M4**	**M5**	**M6**	**M8**	**M10**	**M12**
	●▲	●▲	●▲	●▲	●▲	●▲	●▲

CLICK HERE TO RETURN TO THE CONTENTS PAGE ❯

DIN 7349 HEAVY FLAT WASHERS

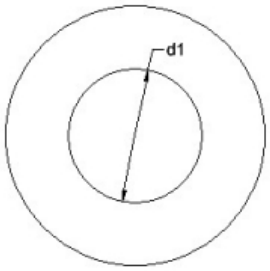

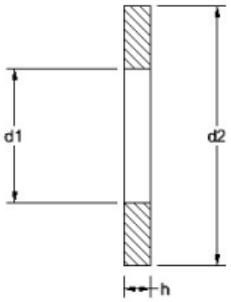

Material grades: A2:● A4: ▲

d1	3.2	4.3	5.3	6.4	8.4	10.5	13	15	17	19	21	23	25	28	31		
d2	9	12	15	17	21	25	30	36	40	44	44	50	50	60	68		
h	1.0	01.6	2.0	3.0	4.0	4.0	6.0	6.0	6.0	8.0	8.0	8.0	10.0	10.0	10.0		
Length/dim	**M3**	**M4**	**M5**	**M6**	**M8**	**M10**	**M12**	**M14**	**M16**	**M18**	**M20**	**M22**	**M24**	**M27**	**M30**		
	●▲	●▲	●▲	●▲	●▲	●▲	●▲	●▲	●▲	●▲	●▲	●▲	●▲	●▲	●▲		

CLICK HERE TO RETURN TO THE CONTENTS PAGE ❯

POZI PAN THREAD ROLLING SCREWS DIN 7500C

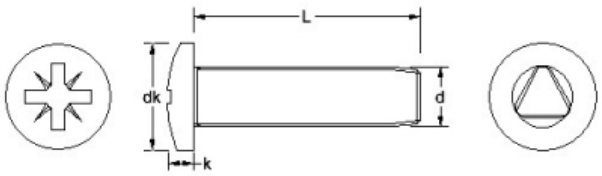

Material grades: A2:●

Drive	#1	#1	#2	#3	#3
dk (Max)	4.7	5.3	7.64	9.14	11.57
k (Max)	1.96	2.26	2.92	3.52	4.3
Pitch	0.45	0.5	0.7	0.8	1.0

Length/dim	M2.5	M3	M4	M5	M6
5	●	●			
6	●	●	●		
8	●	●	●	●	
10	●	●	●	●	●
12	●	●	●	●	●
16		●	●	●	●
20		●	●	●	●
25			●	●	●
30			●	●	●

CLICK HERE TO RETURN TO THE CONTENTS PAGE ❯

TX PAN THREAD ROLLING SCREWS DIN 7500C TX

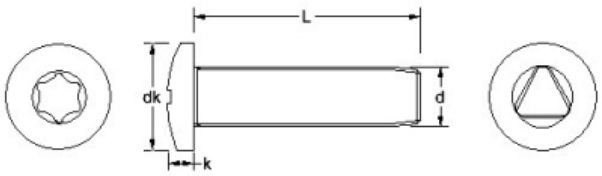

Material grades: A2: ●

dk (Max)	4.7	5.3	7.64	9.14	11.57
k (Max)	1.96	2.26	2.92	3.52	4.30
Pitch	0.45	0.5	0.7	0.8	1.0
Length/dim	**M2.5**	**M3**	**M4**	**M5**	**M6**
5	●	●			
6	●	●	●		
8	●	●	●	●	
10	●	●	●	●	●
12	●	●	●	●	●
14				●	
16		●	●	●	●
20		●	●	●	●
25			●	●	●
30			●	●	●

CLICK HERE TO RETURN TO THE CONTENTS PAGE ❯

POZI COUNTERSUNK THREAD ROLLING SCREWS DIN 7500M

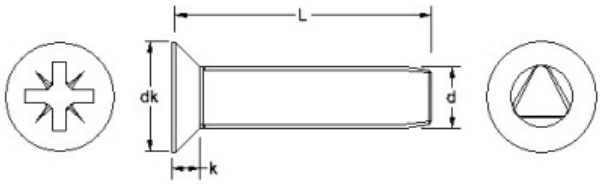

Material grades: A2:●

Drive	#1	#1	#2	#2	#3
dk	4.4	5.2	8.0	8.9	11
k (Max)	1.5	1.65	2.7	2.7	3.0
Pitch	0.45	0.5	0.7	0.8	1.0

Length/dim	M2.5	M3	M4	M5	M6
5	●	●			
6	●	●	●		
8	●	●	●	●	
10	●	●	●	●	●
12	●	●	●	●	●
16		●	●	●	●
20		●	●	●	●
25			●	●	●
30			●	●	●

CLICK HERE TO RETURN TO THE CONTENTS PAGE ❯

TX COUNTERSUNK THREAD ROLLING SCREWS DIN 7500M TX

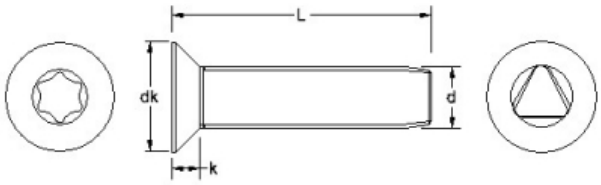

Material grades: A2: ●

dk (Max)	4.4	5.2	8.04	8.94	11												
k	1.5	1.65	2.7	2.7	3.0												
Pitch	0.45	0.5	0.7	0.8	1.0												
Length/dim	**M2.5**	**M3**	**M4**	**M5**	**M6**												
5	●																
6	●	●															
8	●	●	●														
10	●	●	●	●	●												
12	●	●	●	●	●												
16		●	●	●	●												
20		●	●	●	●												
25		●	●	●	●												
30			●	●	●												

CLICK HERE TO RETURN TO THE CONTENTS PAGE ❯

HEXAGON WASHER SELF DRILLING DIN 7504K

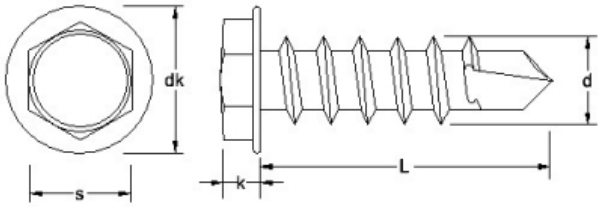

Material grades: A2:●

dk (Max)	8.3	8.3	8.8	10.5	11	13.5
k (Max)	3.4	3.4	4.1	4.3	5.4	5.9
s	5.5	5.5	7	8	8	10
Length/dim	**3.5**	**3.9**	**4.2**	**4.8**	**5.5**	**6.3**
9.5	●					
13	●	●	●	●		
16	●	●	●	●	●	●
19	●	●	●	●	●	●
22	●	●	●	●	●	●
25	●	●	●	●	●	●
28					●	
30					●	
32		●	●	●	●	●
35				●	●	
38		●	●	●	●	●
45				●	●	●
50			●	●	●	●
60				●	●	●
70				●	●	
75						●
80					●	

CLICK HERE TO RETURN TO THE CONTENTS PAGE ❯

HEXAGON WASHER SELF DRILLING DIN 7504K

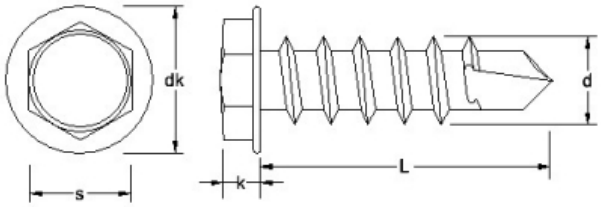

Material grades: A2:●

dk (Max)	8.3	8.3	8.8	10.5	11	13.5
k (Max)	3.4	3.4	4.1	4.3	5.4	5.9
s	5.5	5.5	7	8	8	10
Length/dim	**3.5**	**3.9**	**4.2**	**4.8**	**5.5**	**6.3**
90				●	●	●
100					●	●
110					●	●
120					●	
150						●

CLICK HERE TO RETURN TO THE CONTENTS PAGE ❯

TX PAN SELF DRILLING DIN 7504N TX

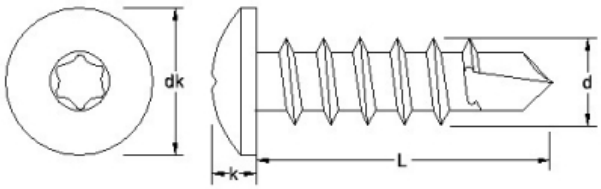

Material grades: A2:●

dk (Max)	6.9	7.5	8.2	9.5	12
k (Max)	2.6	2.8	3.05	3.55	4.00
Length/dim	**3.5**	**3.9**	**4.2**	**4.8**	**5.5**
9.5	●				
13	●	●	●	●	
16	●	●	●	●	
19	●	●	●	●	●
22	●	●	●	●	
25	●	●	●	●	●
32		●	●	●	●
38		●	●	●	●
45				●	●
50				●	●
60				●	●
70				●	

CLICK HERE TO RETURN TO THE CONTENTS PAGE ❯

PHILLIPS PAN SELF DRILLING DIN 7504N H

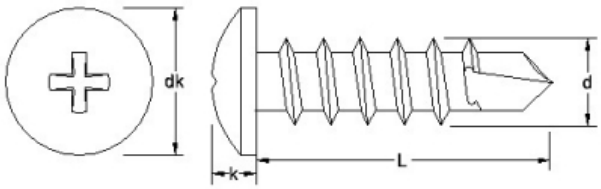

Material grades: A2:●

dk (Max)	5.5	6.9	7.5	8.2	9.5
k (Max)	2.4	2.6	2.8	3.1	3.7
Length/dim	**2.9**	**3.5**	**3.9**	**4.2**	**4.8**
9.5	●				
13	●	●	●	●	●
16		●	●	●	●
19		●	●	●	●
22		●	●	●	●
25		●	●	●	●
32			●	●	●
38			●	●	●
45					●
50					●
60					●
70					●

CLICK HERE TO RETURN TO THE CONTENTS PAGE ❯

POZI PAN SELF DRILLING DIN 7504N Z

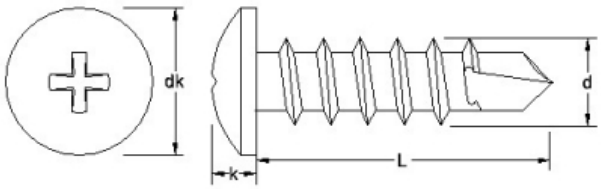

Material grades: A2:●

dk (Max)	5.5	6.9	7.5	8.2	9.5	11
k (Max)	2.4	2.6	2.8	3.1	3.7	4
Length/dim	**2.9**	**3.5**	**3.9**	**4.2**	**4.8**	**5.5**
9.5	●	●				
13	●	●	●	●	●	
16		●	●	●	●	
19		●	●	●	●	●
22		●	●	●	●	
25		●	●	●	●	●
32			●	●	●	●
38				●	●	●
45					●	●
50					●	●
60					●	●
70					●	

CLICK HERE TO RETURN TO THE CONTENTS PAGE ❯

TX COUNTERSUNK SELF DRILLING DIN 7504P TX

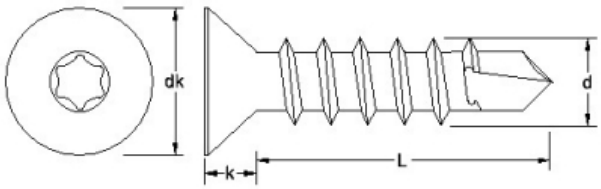

Material grades: A2:●

dk (Max)	7.3	7.5	8.4	9.3	10.3
k (Max)	2.1	2.3	2.5	3	3.4
Length/dim	**3.5**	**3.9**	**4.2**	**4.8**	**5.5**
13	●	●	●	●	
16	●	●	●	●	
19	●	●	●	●	●
22	●	●	●	●	
25	●	●	●	●	●
32		●	●	●	●
38		●	●	●	●
45				●	●
50				●	●
60					●

CLICK HERE TO RETURN TO THE CONTENTS PAGE ❯

PHILLIPS COUNTERSUNK SELF DRILLING DIN 7504P H

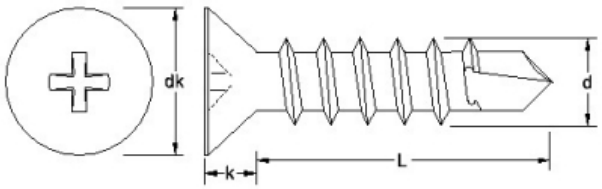

Material grades: A2:●

dk (Max)	7	7.5	8	9.5													
k (Max)	2.6	2.9	3.1	3.7													
Length/dim	**3.5**	**3.9**	**4.2**	**4.8**													
13	●	●	●	●													
16	●	●	●	●													
19	●	●	●	●													
22	●	●	●	●													
25	●	●	●	●													
32		●	●	●													
38		●	●	●													
45				●													
50				●													

CLICK HERE TO RETURN TO THE CONTENTS PAGE ❯

POZI COUNTERSUNK SELF DRILLING DIN 7504P Z

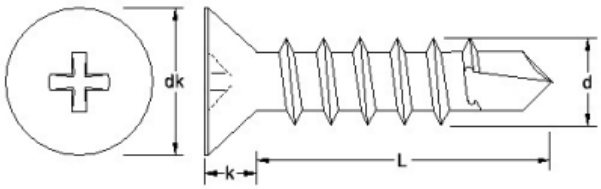

Material grades: A2:●

dk (Max)	7	7.5	8	9.5	10.3
k (Max)	2.6	2.8	3.1	3.7	4
Length/dim	**3.5**	**3.9**	**4.2**	**4.8**	**5.5**
13	●	●	●	●	
16	●	●	●	●	
19	●	●	●	●	●
22	●	●	●	●	
25	●	●	●	●	●
32		●	●	●	●
38		●	●	●	●
45				●	●
50				●	●
60					●

CLICK HERE TO RETURN TO THE CONTENTS PAGE ❯

SELF LOCKING COUNTER (PAL) NUTS DIN 7967

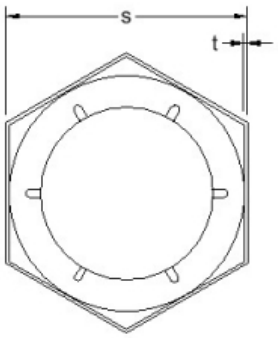

Material grades: A2:● A4: ▲

m	2.5	2.5	3.0	3.5	4.0	4.5	5.0	6.0	7.0	7.0							
Pitch	0.70	0.80	1.00	1.25	1.50	1.75	2.00	2.50	3.00	3.00							
s	7.0	8.0	10	13	17	19	24	30	36	41							
t	0.3	0.4	0.4	0.5	0.5	0.6	0.7	0.8	0.9	1.0							
Length/dim	**M4**	**M5**	**M6**	**M8**	**M10**	**M12**	**M16**	**M20**	**M24**	**M27**							
	●▲	●▲	●▲	●▲	●▲	●▲	●▲	●▲	●▲	●▲							

CLICK HERE TO RETURN TO THE CONTENTS PAGE ❯

SLOT PAN AB SELF TAPPING SCREWS DIN 7971C

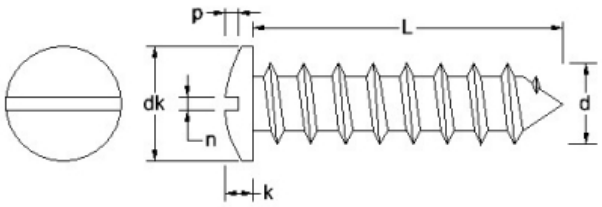

Material grades: A2:●

dk (Max)	4.2	5.6	6.9	7.5	8.2	9.5	10.8	12.5
k (Max)	1.35	1.75	2.1	2.25	2.45	2.8	3.2	3.65
n	0.6	0.8	1	1	1.2	1.2	1.6	1.6
p (Max)	0.8	1	1.25	1.4	1.5	1.7	1.95	2.2

Length/dim	NO.2	NO.4	NO.6	NO.7	NO.8	NO.10	NO.12	NO.14
1/4	●	●	●	●	●			
5/16			●					
3/8	●	●	●	●	●	●		
1/2	●	●	●	●	●	●	●	●
5/8	●	●	●	●	●	●	●	●
3/4	●	●	●	●	●	●	●	●
7/8	●	●	●	●	●	●	●	●
1	●	●	●	●	●	●	●	●
1.1/4		●	●	●	●	●	●	●
1.1/2			●	●	●	●	●	●
1.3/4					●	●	●	●
2				●	●	●	●	●
2.1/2						●	●	●
2.3/4						●	●	●
3						●	●	
4						●		

CLICK HERE TO RETURN TO THE CONTENTS PAGE ❯

SLOT COUNTERSUNK AB SELF TAPPING SCREWS DIN 7972C

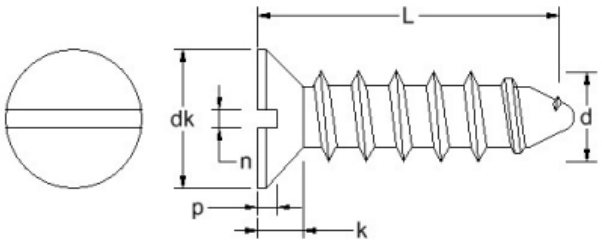

Material grades: A2:●

dk (Max)	4.3	5.5	6.8	7.5	8.1	9.5	10.8	12.4
k	1.3	1.7	2.1	2.3	2.5	3	3.4	3.8
n	0.6	0.8	1	1	1.2	1.2	1.6	1.6
p (Max)	0.6	0.75	0.95	1.05	1.15	1.35	1.5	1.75

Length/dim	NO.2	NO.4	NO.6	NO.7	NO.8	NO.10	NO.12	NO.14
1/4	●	●	●					
3/8	●	●	●	●	●			
1/2	●	●	●	●	●	●	●	●
5/8	●	●	●	●	●	●	●	●
3/4	●	●	●	●	●	●	●	●
7/8	●	●	●	●	●	●	●	●
1	●	●	●	●	●	●	●	●
1.1/4			●	●	●	●	●	●
1.1/2			●	●	●	●	●	●
1.3/4				●	●	●	●	●
2					●	●	●	●
2.1/2						●	●	●
2.3/4						●	●	●
3						●		●

CLICK HERE TO RETURN TO THE CONTENTS PAGE ❯

SLOT RAISED COUNTERSUNK AB SELF TAPPING SCREWS DIN 7973C

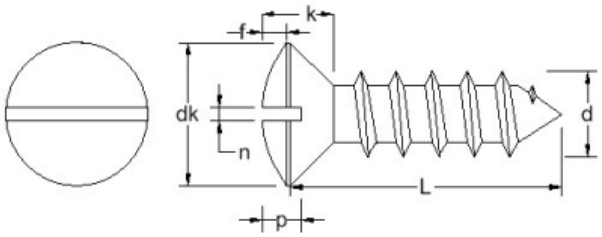

Material grades: A2:●

dk (Max)	4.3	5.5	6.8	7.5	8.1	9.5	10.8	12.4
f	*	0.9	1.2	1.3	1.4	*	*	*
k	1.3	1.7	2.1	2.3	2.5	3	3.4	3.8
n	0.6	0.8	1	1	1.2	1.2	1.6	1.6
p (Max)	1.15	1.5	1.9	2.05	2.25	2.6	2.95	3.45

Length/dim	NO.2	NO.4	NO.6	NO.7	NO.8	NO.10	NO.12	NO.14
1/4	●	●	●					
3/8	●	●	●	●	●	●		
1/2	●	●	●	●	●	●	●	●
5/8	●	●	●	●	●	●	●	●
3/4	●	●	●	●	●	●	●	●
7/8	●	●	●	●	●	●	●	●
1	●	●	●	●	●	●	●	●
1.1/4		●	●	●	●	●	●	●
1.1/2			●	●	●	●	●	●
1.3/4			●	●	●	●	●	●
2					●	●	●	●
2.1/2						●	●	
2.3/4						●		

CLICK HERE TO RETURN TO THE CONTENTS PAGE ❯

HEXAGON HEAD AB SELF TAPPING SCREWS DIN 7976C

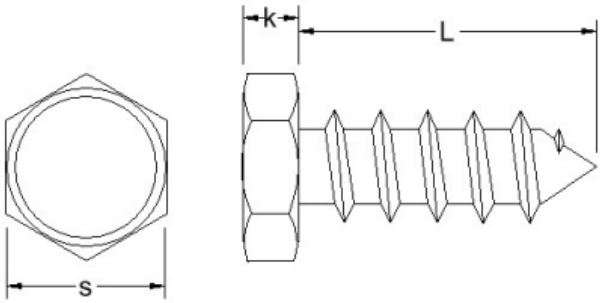

Material grades: A2:●

k (Max)	*	2.42	2.42	2.92	3.12	4.15	4.95	5.95
s	*	5.5	7	7	8	8	10	13
Length/dim	**NO.4**	**NO.6**	**NO.7**	**NO.8**	**NO.10**	**NO.12**	**NO.14**	**NO.16**
3/8	●	●	●	●	●			
1/2	●	●	●	●	●	●	●	
5/8	●	●	●	●	●	●	●	●
3/4	●	●	●	●	●	●	●	●
7/8	●	●	●	●	●	●	●	●
1	●	●	●	●	●	●	●	●
1.1/4	●	●	●	●	●	●	●	●
1.1/2	●	●	●	●	●	●	●	●
1.3/4	●	●	●	●	●	●	●	●
2		●	●	●	●	●	●	●
2.1/4					●		●	
2.1/2			●	●	●	●	●	●
2.3/4				●	●	●	●	●
3					●	●	●	
3.1/2					●	●	●	
4					●	●	●	
4.1/2					●	●	●	
5					●	●	●	

CLICK HERE TO RETURN TO THE CONTENTS PAGE ❯

SQUARE SECTION SPRING WASHERS DIN 7980

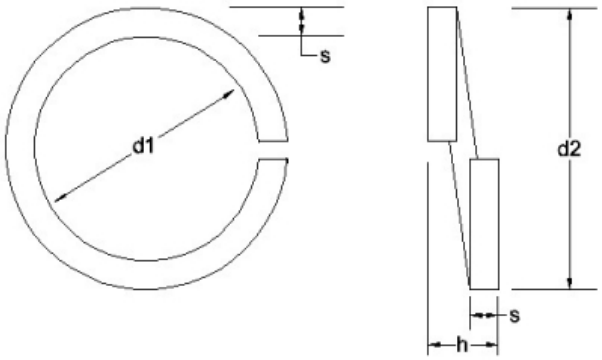

Material grades: A2:● A4: ▲

d1 (Min)	2.1	2.6	3.1	3.6	4.1	5.1	6.1	8.1	10.2	12.2	14.2	16.2	18.2	20.2	22.5	24.5	27.5
d2 (Max)	*	*	5.6	6.1	7	8.8	9.9	12.7	16	18	21.1	24.4	26.4	30.6	32.9	35.9	38.9
h	*	*	2	2	2.4	3.2	3.2	4	5	5	6	7	7	9	9	10	10
s	*	*	1	1	1.2	1.6	1.6	2	2.5	2.5	3	3.5	3.5	4.5	4.5	5	5
Length/dim	**M2**	**M2.5**	**M3**	**M3.5**	**M4**	**M5**	**M6**	**M8**	**M10**	**M12**	**M14**	**M16**	**M18**	**M20**	**M22**	**M24**	**M27**
	●▲	●▲	●▲	●▲	●▲	●▲	●▲	●▲	●▲	●▲	●▲	●▲	●▲	●▲	●▲	●▲	●▲

CLICK HERE TO RETURN TO THE CONTENTS PAGE ❯

SQUARE SECTION SPRING WASHERS DIN 7980

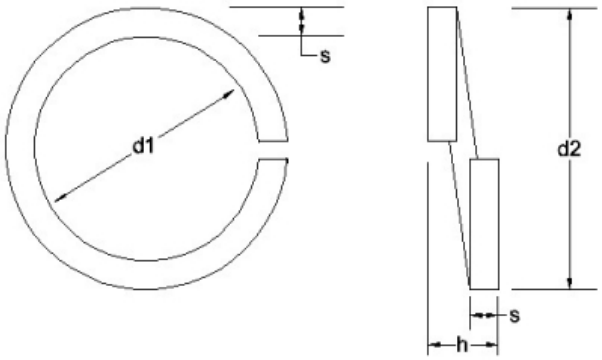

Material grades: A2:● A4: ▲

d1 (Min)	30.5																
d2 (Max)	44.1																
h	12																
s	6																
Length/dim	**M30**																
	●▲																

CLICK HERE TO RETURN TO THE CONTENTS PAGE ❯

PHILLIPS PAN AB SELF TAPPING SCREWS DIN 7981C H

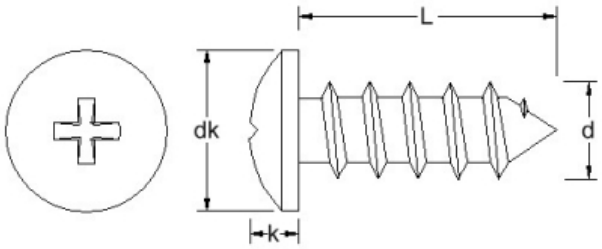

Material grades: A2:● A4: ▲

dk (Max)	4.2	5.6	6.9	7.5	8.2	9.5	10.8	12.5
k (Max)	1.8	2.2	2.6	2.8	3.05	3.55	3.95	4.55
Length/dim	**NO.2**	**NO.4**	**NO.6**	**NO.7**	**NO.8**	**NO.10**	**NO.12**	**NO.14**
3/16	●▲							
1/4	●▲	●▲	●▲	●▲	●▲			
3/8	●▲	●▲	●▲	●▲	●▲	●▲	●	
1/2	●▲	●▲	●▲	●▲	●▲	●▲	●▲	●▲
5/8	●▲	●▲	●▲	●▲	●▲	●▲	●▲	●▲
3/4	●▲	●▲	●▲	●▲	●▲	●▲	●▲	●▲
7/8	●▲	●▲	●▲	●▲	●▲	●▲	●▲	●▲
1	●▲	●▲	●▲	●▲	●▲	●▲	●▲	●▲
1.1/4	●▲	●▲	●▲	●▲	●▲	●▲	●▲	●▲
1.1/2		●▲	●▲	●▲	●▲	●▲	●▲	●▲
1.3/4			●▲	●▲	●▲	●▲	●▲	●▲
2			●▲	●▲	●▲	●▲	●▲	●▲
2.1/4					●	●	●	
2.1/2			●▲	●▲	●▲	●▲	●▲	●▲
2.3/4			●▲	●▲	●▲	●▲	●▲	●▲
3				●▲	●▲	●▲	●▲	●▲
3.1/2					●	●▲	●▲	●▲
4					●	●▲	●▲	●▲

CLICK HERE TO RETURN TO THE CONTENTS PAGE ❯

PHILLIPS PAN AB SELF TAPPING SCREWS DIN 7981C H

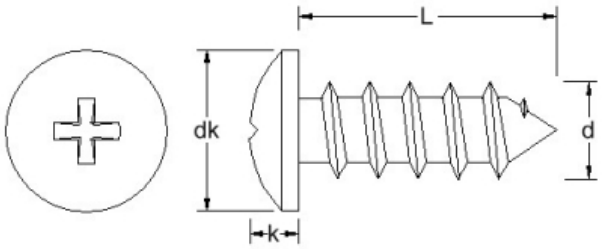

Material grades: A2:●

dk (Max)	4.2	5.6	6.9	7.5	8.2	9.5	10.8	12.5									
k (Max)	1.8	2.2	2.6	2.8	3.05	3.55	3.95	4.55									
Length/dim	**NO.2**	**NO.4**	**NO.6**	**NO.7**	**NO.8**	**NO.10**	**NO.12**	**NO.14**									
5						●	●										

CLICK HERE TO RETURN TO THE CONTENTS PAGE ❯

POZI PAN AB SELF TAPPING SCREWS DIN 7981C Z

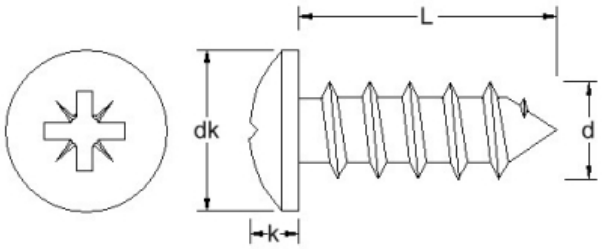

Material grades: A2:● A4: ▲

dk (Max)	4.2	5.6	6.9	7.5	8.2	9.5	10.8	12.5
k (Max)	1.8	2.2	2.6	2.8	3.05	3.55	3.95	4.55
Length/dim	**NO.2**	**NO.4**	**NO.6**	**NO.7**	**NO.8**	**NO.10**	**NO.12**	**NO.14**
3/16	●	●						
1/4	●▲	●▲	●▲	●▲				
5/16	●	●	●▲					
3/8	●▲	●▲	●▲	●▲	●▲	●▲		
1/2	●▲	●▲	●▲	●▲	●▲	●▲	●▲	●▲
5/8	●▲	●▲	●▲	●▲	●▲	●▲	●▲	●▲
3/4	●▲	●▲	●▲	●▲	●▲	●▲	●▲	●▲
7/8	●▲	●▲	●▲	●▲	●▲	●▲	●▲	●▲
1	●▲	●▲	●▲	●▲	●▲	●▲	●▲	●▲
1.1/4	●	●▲	●▲	●▲	●▲	●▲	●▲	●▲
1.1/2			●▲	●▲	●▲	●▲	●▲	●▲
1.3/4			●▲	●▲	●▲	●▲	●▲	●▲
2			●▲	●▲	●▲	●▲	●▲	●▲
2.1/2			●	●▲	●▲	●▲	●▲	●▲
2.3/4				▲	●▲	●▲	●▲	●▲
3				▲	▲	●▲	●▲	●▲
3.1/2							●▲	

CLICK HERE TO RETURN TO THE CONTENTS PAGE ❯

TX PAN AB SELF TAPPING SCREWS DIN 7981C TX

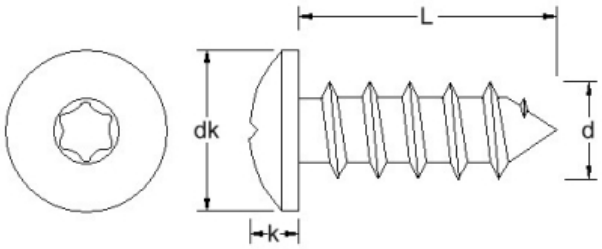

Material grades: A2:● A4: ▲

dk (Max)	4.2	5.6	6.9	7.5	8.2	9.5	10.8	12.5
k (Max)	1.8	2.2	2.6	2.8	3.05	3.55	3.95	4.55
Length/dim	**NO.2**	**NO.4**	**NO.6**	**NO.7**	**NO.8**	**NO.10**	**NO.12**	**NO.14**
1/4	●▲	●▲	●▲	●				
3/8	●▲	●▲	●▲	●▲	●▲	●		
1/2	●▲	●▲	●▲	●▲	●▲	●▲	●▲	●▲
5/8	●▲	●▲	●▲	●▲	●▲	●▲	●▲	●▲
3/4	●▲	●▲	●▲	●▲	●▲	●▲	●▲	●▲
7/8	●▲	●▲	●▲	●▲	●▲	●▲	●▲	●
1	●▲	●▲	●▲	●▲	●▲	●▲	●▲	●▲
1.1/4		●▲	●▲	●▲	●▲	●▲	●▲	●▲
1.1/2			●▲	●▲	●▲	●▲	●▲	●▲
1.3/4			●▲	●▲	●▲	●▲	●▲	●▲
2			●▲	●▲	●▲	●▲	●▲	●▲
2.1/2				●▲	●▲	●▲	●▲	●▲
2.3/4						●▲	●▲	●▲
3							▲	●▲

CLICK HERE TO RETURN TO THE CONTENTS PAGE ❯

POZI PAN B SELF TAPPING SCREWS DIN 7981F Z

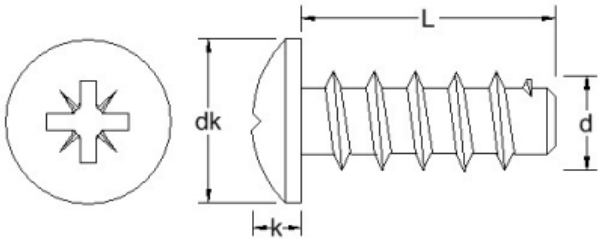

Material grades: A2:●

dk (Max)	4.2	5.6	6.9	7.5	8.2	9.5	10.8
k (Max)	1.8	2.2	2.6	2.8	3.05	3.55	3.95
Length/dim	**NO.2**	**NO.4**	**NO.6**	**NO.7**	**NO.8**	**NO.10**	**NO.12**
3/16	●						
1/4	●	●	●				
5/16	●	●	●				
3/8	●	●	●	●	●		
1/2	●	●	●		●	●	
5/8		●		●	●	●	
3/4		●		●	●	●	
7/8					●		
1				●		●	●

CLICK HERE TO RETURN TO THE CONTENTS PAGE ❯

PHILLIPS COUNTERSUNK AB SELF TAPPING SCREWS DIN 7982C H

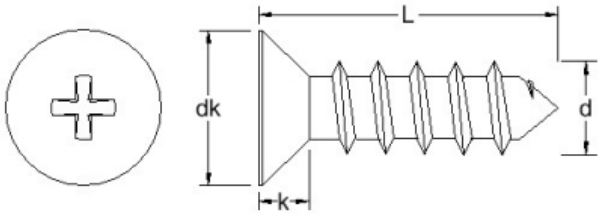

Material grades: A2:● A4: ▲

dk (Max)	4.3	5.5	6.8	7.5	8.1	9.5	10.8	12.4
k (Max)	1.3	1.7	2.1	2.3	2.5	3	3.4	3.8
Length/dim	**NO.2**	**NO.4**	**NO.6**	**NO.7**	**NO.8**	**NO.10**	**NO.12**	**NO.14**
1/4	●▲	●▲	●▲	●▲				
3/8	●▲	●▲	●▲	●▲	●▲	●▲		
1/2	●▲	●▲	●▲	●▲	●▲	●▲	●▲	●▲
5/8	●▲	●▲	●▲	●▲	●▲	●▲	●▲	●▲
3/4	●▲	●▲	●▲	●▲	●▲	●▲	●▲	●▲
7/8	●▲	●▲	●▲	●▲	●▲	●▲	●▲	●▲
1	●▲	●▲	●▲	●▲	●▲	●▲	●▲	●▲
1.1/4	●▲	●▲	●▲	●▲	●▲	●▲	●▲	●▲
1.1/2		●▲	●▲	●▲	●▲	●▲	●▲	●▲
1.3/4			●▲	●▲	●▲	●▲	●▲	●▲
2			●▲	●▲	●▲	●▲	●▲	●▲
2.1/4				●		●	●	
2.1/2			●▲	●▲	●▲	●▲	●▲	●▲
2.3/4			●▲	●▲	●▲	●▲	●▲	●▲
3				●▲	●▲	●▲	●▲	●▲
3.1/2					●▲	●▲	●▲	●▲
4					●▲	●▲	●▲	●▲
5						●	●	

CLICK HERE TO RETURN TO THE CONTENTS PAGE ❯

POZI COUNTERSUNK AB SELF TAPPING SCREWS DIN 7982C Z

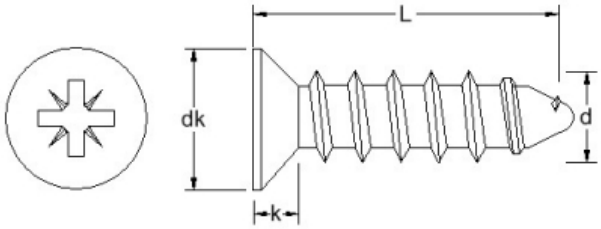

Material grades: A2:● A4: ▲

dk (Max)	4.3	5.5	6.8	7.5	8.1	9.5	10.8	12.4
k (Max)	1.3	1.7	2.1	2.3	2.5	3	3.4	3.8
Length/dim	**NO.2**	**NO.4**	**NO.6**	**NO.7**	**NO.8**	**NO.10**	**NO.12**	**NO.14**
3/16	●▲							
1/4	●▲	●▲	●▲					
5/16	●▲	●▲	●▲					
3/8	●▲	●▲	●▲	●▲	●▲	●▲		
1/2	●▲	●▲	●▲	●▲	●▲	●▲	●▲	●▲
5/8	●▲	●▲	●▲	●▲	●▲	●▲	●▲	●▲
3/4	●▲	●▲	●▲	●▲	●▲	●▲	●▲	●▲
7/8	●▲	●▲	●▲	●▲	●▲	●▲	●▲	●▲
1	●▲	●▲	●▲	●▲	●▲	●▲	●▲	●▲
1.1/4		●▲	●▲	●▲	●▲	●▲	●▲	●▲
1.1/2		●▲	●▲	●▲	●▲	●▲	●▲	●▲
1.3/4			●▲	●▲	●▲	●▲	●▲	●▲
2			●▲	●▲	●▲	●▲	●▲	●▲
2.1/2			●	●▲	●▲	●▲	●▲	●▲
2.3/4				●▲	●▲	●▲	●▲	●▲
3				●	●	●▲	●▲	●▲
3.1/2						●▲	●▲	●▲

CLICK HERE TO RETURN TO THE CONTENTS PAGE ❯

TX COUNTERSUNK AB SELF TAPPING SCREWS DIN 7982C TX

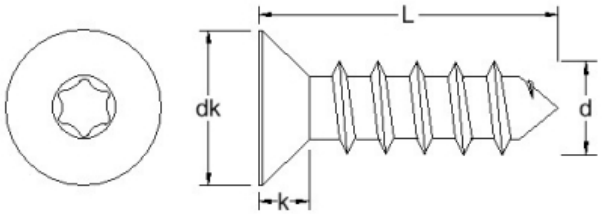

Material grades: A2:● A4: ▲

dk (Max)	4.3	5.5	6.8	7.5	8.1	9.5	10.8	12.4
k (Max)	1.3	1.7	2.1	2.3	2.5	3	3.4	3.8
Length/dim	**NO.2**	**NO.4**	**NO.6**	**NO.7**	**NO.8**	**NO.10**	**NO.12**	**NO.14**
1/4	●▲	●▲	●▲	●				
3/8	●▲	●▲	●▲	●	●▲			
1/2	●▲	●▲	●▲	●▲	●▲	●▲	●▲	●▲
5/8	●▲	●▲	●▲	●▲	●▲	●▲	●▲	●▲
3/4	●▲	●▲	●▲	●▲	●▲	●▲	●▲	●▲
7/8	●▲	●▲	●▲	●▲	●▲	●▲	●▲	●▲
1	●▲	●▲	●▲	●▲	●▲	●▲	●▲	●▲
1.1/4		▲	●▲	●▲	●▲	●▲	●▲	●▲
1.1/2			●▲	●▲	●▲	●▲	●▲	●▲
1.3/4			●▲	●▲	●▲	●▲	●▲	●▲
2			●▲	●▲	●▲	●▲	●▲	●▲
2.1/2				●▲	●▲	●▲	●▲	●▲
2.3/4							●▲	●▲
3					▲		●▲	●▲

CLICK HERE TO RETURN TO THE CONTENTS PAGE ❯

PHILLIPS COUNTERSUNK B SELF TAPPING SCREWS DIN 7982F H

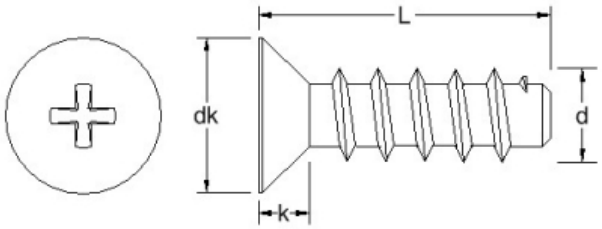

Material grades: A2:●

dk (Max)	5.5	6.8	7.5	8.1	9.5	10.8
k (Max)	1.7	2.1	2.3	2.5	3	3.4
Length/dim	**NO.4**	**NO.6**	**NO.7**	**NO.8**	**NO.10**	**NO.12**
3/8	●					
1/2	●	●		●	●	
5/8	●	●	●	●	●	●
3/4		●	●	●	●	●
7/8		●	●		●	●
1		●	●	●	●	●
1.1/4			●	●	●	

CLICK HERE TO RETURN TO THE CONTENTS PAGE ❯

PHILLIPS RAISED COUNTERSUNK AB SELF TAPPING SCREWS DIN 7983C H

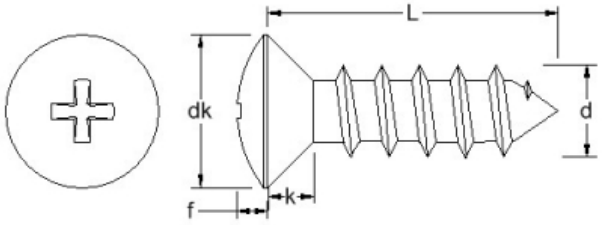

Material grades: A2:● A4: ▲

dk (Max)	4.3	5.5	6.8	7.5	8.1	9.5	10.8	12.4
f	0.7	0.9	1.2	1.3	1.4	1.5	1.7	2
k	1.3	1.7	2.1	2.3	2.5	3	3.4	3.8

Length/dim	NO.2	NO.4	NO.6	NO.7	NO.8	NO.10	NO.12	NO.14
1/4	●▲	●▲	●					
3/8	●▲	●▲	●▲		●▲	●		
1/2	●▲	●▲	●▲	●▲	●▲	●▲	●▲	●▲
5/8	●▲	●▲	●▲	●▲	●▲	●▲	●▲	●▲
3/4	●▲	●▲	●▲	●▲	●▲	●▲	●▲	●▲
7/8	●▲	●▲	●▲	●▲	●▲	●▲	●▲	●▲
1	●▲	●▲	●▲	●▲	●▲	●▲	●▲	●▲
1.1/4	●	●▲	●▲	●▲	●▲	●▲	●▲	●▲
1.1/2		●	●▲	●▲	●▲	●▲	●▲	●▲
1.3/4			●▲	●▲	●▲	●▲	●▲	●▲
2			●▲	●▲	●▲	●▲	●▲	●▲
2.1/2				●	●▲	●▲	●▲	●▲
2.3/4				●	●▲	●▲	●▲	●▲
3					●	●▲	●▲	●▲
3.1/2						●▲	●▲	●▲
4						●▲	●▲	▲
5						●		

CLICK HERE TO RETURN TO THE CONTENTS PAGE ❯

POZI RAISED COUNTERSUNK AB SELF TAPPING SCREWS DIN 7983C Z

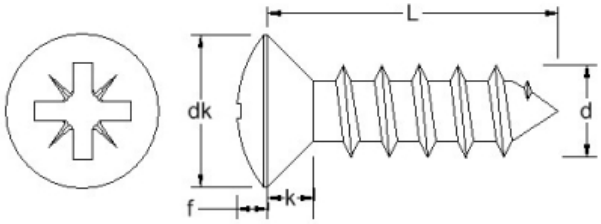

Material grades: A2:● A4: ▲

dk (Max)	4.3	5.5	6.8	7.5	8.1	9.5	10.8	12.4
f	0.7	0.9	1.2	1.3	1.4	1.5	1.7	2
k	1.3	1.7	2.1	2.3	2.5	3	3.4	3.8

Length/dim	NO.2	NO.4	NO.6	NO.7	NO.8	NO.10	NO.12	NO.14
1/4	●▲	●▲	●▲	●▲				
3/8	●▲	●▲	●▲	●▲	●▲	●		
1/2	●▲	●▲	●▲	●▲	●▲	●▲	●▲	●▲
5/8	●▲	●▲	●▲	●▲	●▲	●▲	●▲	●▲
3/4	●▲	●▲	●▲	●▲	●▲	●▲	●▲	●▲
7/8	▲	●▲	●▲	●▲	●▲	●▲	●▲	●▲
1	●▲	●▲	●▲	●▲	●▲	●▲	●▲	●▲
1.1/4	▲	●▲	●▲	●▲	●▲	●▲	●▲	●▲
1.1/2			●▲	●▲	●▲	●▲	●▲	●▲
1.3/4			●	●▲	●▲	●▲	●▲	●▲
2			●	●▲	●▲	●▲	●▲	●▲
2.1/2					●▲	●▲	●▲	●▲
2.3/4					●▲	●▲	●▲	●▲
3						●▲	●▲	●▲
3.1/2						●▲	●▲	●▲
4						●	●	●▲

CLICK HERE TO RETURN TO THE CONTENTS PAGE ❯

TX RAISED COUNTERSUNK AB SELF TAPPING SCREWS DIN 7983C TX

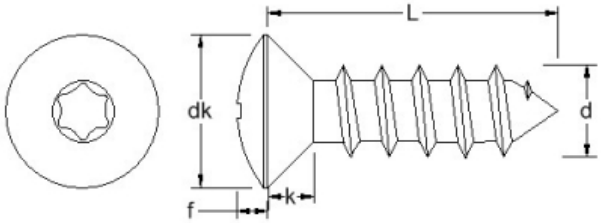

Material grades: A2:● A4: ▲

dk (Max)	*	5.5	6.8	7.5	8.1	9.5	10.8	12.4
f (Max)	*	0.9	1.2	1.3	1.4	1.5	1.7	2
k (Max)	*	1.7	2.1	2.3	2.5	3	3.4	3.8

Length/dim	NO.2	NO.4	NO.6	NO.7	NO.8	NO.10	NO.12	NO.14
1/4	●▲	●▲	●▲	●▲				
3/8	●▲	●▲	●▲	●▲	●▲	●▲		
1/2	●▲	●▲	●▲	●▲	●▲	●▲	●▲	●▲
5/8	●▲	●▲	●▲	●▲	●▲	●▲	●▲	●▲
3/4	●▲	●▲	●▲	●▲	●▲	●▲	●▲	●▲
7/8	●▲	●	●▲	●▲	●▲	●▲	●▲	●▲
1	●▲	●▲	●▲	●▲	●▲	●▲	●▲	●▲
1.1/4		●▲	●▲	●▲	●▲	●▲	●▲	●▲
1.1/2			●▲	●▲	●▲	●▲	●▲	●▲
1.3/4			●▲	●▲	●▲	●▲	▲	●▲
2			●▲	●▲	●▲	●▲	●▲	●▲
2.1/2					●▲	●▲	●▲	●▲
2.3/4						●▲	●▲	●▲
3						●▲	●▲	●▲

CLICK HERE TO RETURN TO THE CONTENTS PAGE ❯

LOW HEAD SOCKET CAP SCREWS DIN 7984

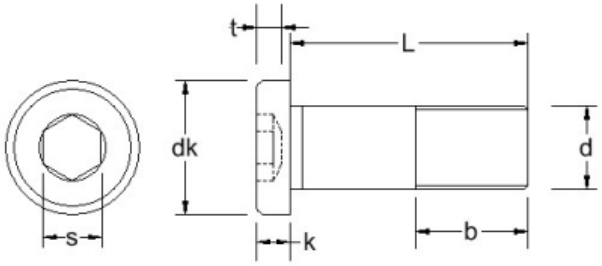

Material grades: A2:● A4: ▲

b (Max)	12	14	16	18	22	26	30	38	46	54							
dk (Max)	5.5	7.0	8.5	10	13	16	18	24	30	36							
k (Max)	2	2.8	3.5	4	5	6	7	9	11	13							
Pitch	0.5	0.7	0.8	1.0	1.25	1.5	1.75	2.0	2.5	3.0							
s	2	2.5	3	4	5	7	8	12	14	17							
t	1.5	2.3	2.7	3.0	3.8	4.5	5.0	5.5	7.5	8.0							
Length/dim	**M3**	**M4**	**M5**	**M6**	**M8**	**M10**	**M12**	**M16**	**M20**	**M24**							
3	●▲																
4	●▲	●▲															
5	●▲	●▲	▲														
6	●▲	●▲	●▲	●▲													
8	●▲	●▲	●▲	●▲	●▲												
10	●▲	●▲	●▲	●▲	●▲												
12	●▲	●▲	●▲	●▲	●▲	●▲											
14	●▲	●▲	●▲	●▲	●▲	●▲											
16	●▲	●▲	●▲	●▲	●▲	●▲	●▲										
18	●▲	●▲	●▲	●▲	●▲	●▲	●▲										
20	●▲	●▲	●▲	●▲	●▲	●▲	●▲	●▲									
22	●▲	●▲	●▲	●▲	●▲	●▲	●▲										
25	●▲	●▲	●▲	●▲	●▲	●▲	●▲	●▲									
30	●▲	●▲	●▲	●▲	●▲	●▲	●▲	●▲	●▲								

CLICK HERE TO RETURN TO THE CONTENTS PAGE ❯

LOW HEAD SOCKET CAP SCREWS DIN 7984

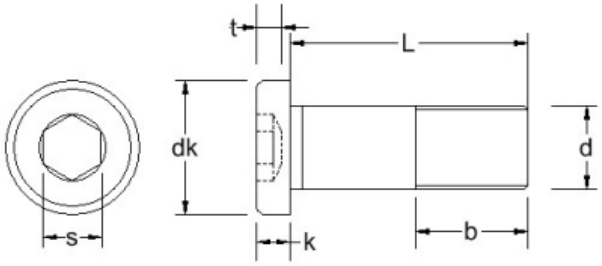

Material grades: A2:● A4: ▲

b (Max)	12	14	16	18	22	26	30	38	46	54
dk (Max)	5.5	7.0	8.5	10	13	16	18	24	30	36
k (Max)	2	2.8	3.5	4	5	6	7	9	11	13
Pitch	0.5	0.7	0.8	1.0	1.25	1.5	1.75	2.0	2.5	3.0
s	2	2.5	3	4	5	7	8	12	14	17
t	1.5	2.3	2.7	3.0	3.8	4.5	5.0	5.5	7.5	8.0

Length/dim	M3	M4	M5	M6	M8	M10	M12	M16	M20	M24
35	●▲	●▲	●▲	●▲	●▲	●▲	●▲	●▲	●▲	
40	●▲	●▲	●▲	●▲	●▲	●▲	●▲	●▲	●▲	●▲
45	●▲	●▲	●▲	●▲	●▲	●▲	●▲	●▲	●▲	●▲
50	●▲	●▲	●▲	●▲	●▲	●▲	●▲	●▲	●▲	●▲
55		●▲	●▲	●▲	●▲	●▲	●▲	●▲	●▲	●▲
60		●▲	●▲	●▲	●▲	●▲	●▲	●▲	●▲	●▲
65			●▲	●▲	●▲	●▲	●▲	●▲	●▲	●▲
70			●▲	●▲	●▲	●▲	●▲	●▲	●▲	●▲
75			●▲	●▲	●▲	●▲	●▲	●▲	●▲	●▲
80			●▲	●▲	●▲	●▲	●▲	●▲	●▲	●▲
90				●▲	●	●▲	●▲	●▲	●▲	●▲
100				●▲	●▲	●▲	●▲	●▲	●▲	●▲
110					●▲	●▲	●▲	●	●▲	●▲
120				●▲	●▲	●▲	●▲	●	●▲	●▲

CLICK HERE TO RETURN TO THE CONTENTS PAGE ❯

LOW HEAD SOCKET CAP SCREWS DIN 7984

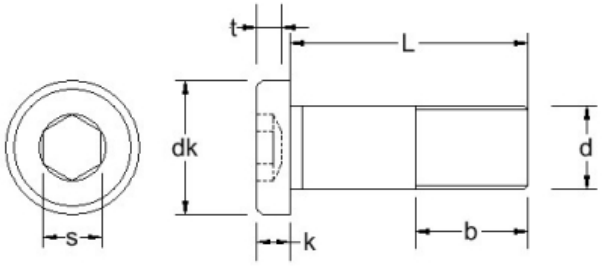

Material grades: A2:● A4: ▲

b (Max)	12	14	16	18	22	26	30	38	46	54							
dk (Max)	5.5	7.0	8.5	10	13	16	18	24	30	36							
k (Max)	2	2.8	3.5	4	5	6	7	9	11	13							
Pitch	0.5	0.7	0.8	1.0	1.25	1.5	1.75	2.0	2.5	3.0							
s	2	2.5	3	4	5	7	8	12	14	17							
t	1.5	2.3	2.7	3.0	3.8	4.5	5.0	5.5	7.5	8.0							
Length/dim	**M3**	**M4**	**M5**	**M6**	**M8**	**M10**	**M12**	**M16**	**M20**	**M24**							
130								●	●▲	●▲							
140								●	●▲	●▲							
150								●	●▲	●▲							

CLICK HERE TO RETURN TO THE CONTENTS PAGE ❯

PHILLIPS PAN MACHINE SCREWS DIN 7985 H

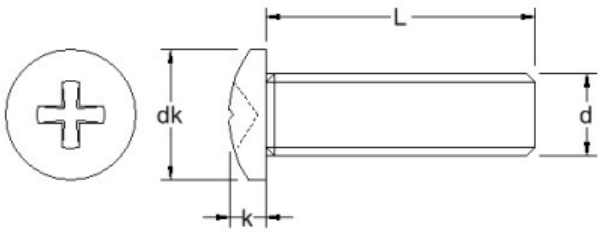

Material grades: A2:● A4: ▲

Drive	#0	#0	#0	#1	#1	#2	#2	#3	#4
dk (Max)	2.5	3.2	4	5	6	8	10	12	16
k (Max)	0.8	1.42	1.72	2.12	2.52	3.25	3.95	4.75	6.15
Pitch	0.3	0.35	0.4	0.45	0.5	0.7	0.8	1.0	1.25

Length/dim	M1.4	M1.6	M2	M2.5	M3	M4	M5	M6	M8
2	●	●▲							
3	●	●▲	●▲	●▲	●▲				
4	●	●▲	●▲	●▲	●▲	●▲			
5	●	●▲	●▲	●▲	●▲	●▲			
6	●	●▲	●▲	●▲	●▲	●▲	●▲		
8	●	●▲	●▲	●▲	●▲	●▲	●▲	●▲	
10	●	●▲	●▲	●▲	●▲	●▲	●▲	●▲	●▲
12		●▲	●▲	●▲	●▲	●▲	●▲	●▲	●▲
14		●▲	●▲	●▲	●▲	●▲	●▲	●▲	●▲
16		●▲	●▲	●▲	●▲	●▲	●▲	●▲	●▲
18		●▲	●▲	●▲	●▲	●▲	●▲	●▲	●▲
20		●▲	●▲	●▲	●▲	●▲	●▲	●▲	●▲
22				●▲	●▲	●▲	●▲	●▲	●▲
25				●▲	●▲	●▲	●▲	●▲	●▲
28					●▲	●▲	●▲	●▲	
30				●▲	●▲	●▲	●▲	●▲	●▲

CLICK HERE TO RETURN TO THE CONTENTS PAGE ❯

PHILLIPS PAN MACHINE SCREWS DIN 7985 H

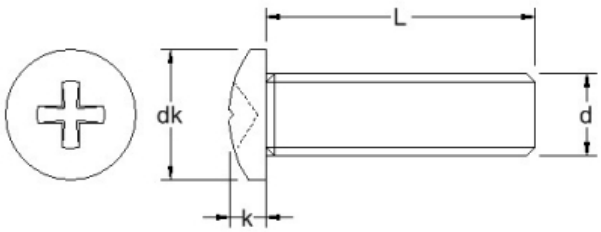

Material grades: A2:● A4: ▲

Drive	#0	#0	#0	#1	#1	#2	#2	#3	#4
dk (Max)	2.5	3.2	4	5	6	8	10	12	16
k (Max)	0.8	1.42	1.72	2.12	2.52	3.25	3.95	4.75	6.15
Pitch	0.3	0.35	0.4	0.45	0.5	0.7	0.8	1.0	1.25

Length/dim	M1.4	M1.6	M2	M2.5	M3	M4	M5	M6	M8
35					●▲	●▲	●▲	●▲	●▲
40					●▲	●▲	●▲	●▲	●▲
45					●▲	●▲	●▲	●▲	●▲
50					●▲	●▲	●▲	●▲	●▲
55						●▲	●▲	●▲	
60					▲	●▲	●▲	●▲	●▲
65						●▲	●▲	●▲	●▲
70						●▲	●▲	●▲	●▲
80						●▲	●▲	●▲	●▲
90						●▲	●▲	●▲	●▲
100						●▲	●▲	●▲	●▲

CLICK HERE TO RETURN TO THE CONTENTS PAGE ❯

POZI PAN MACHINE SCREWS DIN 7985 Z

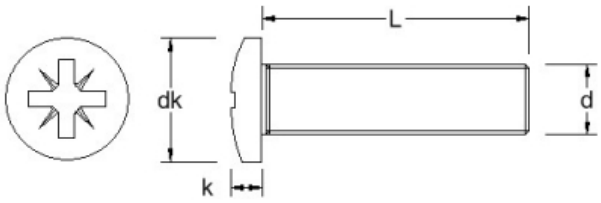

Material grades: A2:● A4: ▲

Drive	#0	#0	#1	#1	#2	#2	#2	#3	#4
dk (Max)	3.2	4	5	6	7	8	10	12	16
k (Max)	1.42	1.72	2.12	2.52	2.82	3.25	3.95	4.75	6.15
Pitch	0.35	0.4	0.45	0.5	0.6	0.7	0.8	1.0	1.25

Length/dim	M1.6	M2	M2.5	M3	M3.5	M4	M5	M6	M8
2	●▲								
3	●▲	●▲	●▲	●▲					
4	●▲	●▲	●▲	●▲		●▲			
5	●▲	●▲	●▲	●▲	●	●▲			
6	●▲	●▲	●▲	●▲	●	●▲	●▲		
8	●▲	●▲	●▲	●▲	●	●▲	●▲	●▲	
10	●▲	●▲	●▲	●▲	●	●▲	●▲	●▲	●▲
12	●▲	●▲	●▲	●▲	●	●▲	●▲	●▲	●▲
14	●▲	●▲	●▲	●▲		●▲	●▲	●▲	●
16	●▲	●▲	●▲	●▲	●	●▲	●▲	●▲	●▲
18	●▲	●▲	●▲	●▲			●▲	●▲	
20	●▲	●▲	●▲	●▲	●	●▲	●▲	●▲	●▲
22			●▲	●▲		●	●▲	●▲	●
25		●	●▲	●▲	●	●▲	●▲	●▲	●▲
28			●▲	●▲		●▲	▲	●▲	
30		●	●▲	●▲	●	●▲	●▲	●▲	●▲

CLICK HERE TO RETURN TO THE CONTENTS PAGE ❯

POZI PAN MACHINE SCREWS DIN 7985 Z

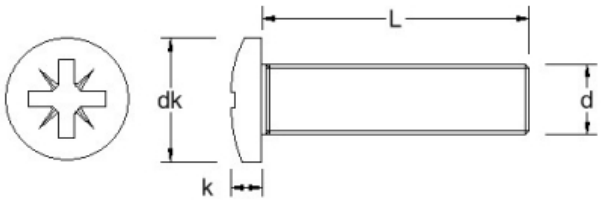

Material grades: A2:● A4: ▲

Drive	#0	#0	#1	#1	#2	#2	#2	#3	#4
dk (Max)	3.2	4	5	6	7	8	10	12	16
k (Max)	1.42	1.72	2.12	2.52	2.82	3.25	3.95	4.75	6.15
Pitch	0.35	0.4	0.45	0.5	0.6	0.7	0.8	1.0	1.25

Length/dim	M1.6	M2	M2.5	M3	M3.5	M4	M5	M6	M8
35				●▲		●▲	●▲	●▲	●▲
40				●▲		●▲	●▲	●▲	●▲
45				●▲		●▲	●▲	●▲	●
50				●▲		●▲	●▲	●▲	●▲
55				●▲		●▲	●▲	●▲	●
60				●▲		●▲	●▲	●▲	●▲
65						●	●▲	●▲	●
70						●▲	●▲	●▲	●▲
75							●▲		
80						●▲	●▲	●▲	●▲
90						●▲	●▲	●▲	●
100						●▲	●▲	●▲	●

CLICK HERE TO RETURN TO THE CONTENTS PAGE ❯

TX PAN MACHINE SCREWS DIN 7985 TX

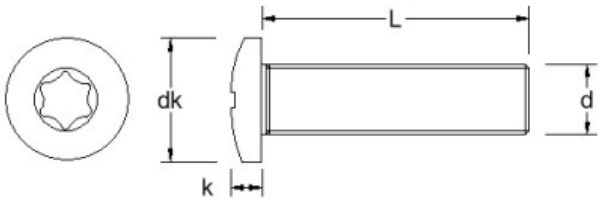

Material grades: A2:● A4: ▲

dk (Max)	3.2	4	5	6	8	10	12	16
k (Max)	1.42	1.72	2.12	2.52	3.25	3.95	4.75	6.15
Pitch	0.35	0.4	0.45	0.5	0.7	0.8	1.0	1.25
Length/dim	**M1.6**	**M2**	**M2.5**	**M3**	**M4**	**M5**	**M6**	**M8**
2	●▲							
3	●▲	●▲	●▲	●▲				
4	●▲	●▲	●▲	●▲	●▲			
5	●▲	●▲	●▲	●▲	●▲			
6	●▲	●▲	●▲	●▲	●▲	●▲		
8	●▲	●▲	●▲	●▲	●▲	●▲	●▲	
10	●▲	●▲	●▲	●▲	●▲	●▲	●▲	●▲
12	●▲	●▲	●▲	●▲	●▲	●▲	●▲	●▲
14	●▲	●▲	●▲	●▲	●▲	●▲	●▲	
16	●▲	●▲	●▲	●▲	●▲	●▲	●▲	●▲
18	●▲	●▲	●▲	●▲	●▲	●▲	●▲	
20	●▲	●▲	●▲	●▲	●▲	●▲	●▲	●▲
22			●▲	●▲	●▲	●▲	●▲	
25			●▲	●▲	●▲	●▲	●▲	●▲
28			●▲	●▲	▲	●▲	●▲	
30			●▲	●▲	●▲	●▲	●▲	●▲
35				●▲	●▲	●▲	●▲	●▲

CLICK HERE TO RETURN TO THE CONTENTS PAGE ❯

TX PAN MACHINE SCREWS DIN 7985 TX

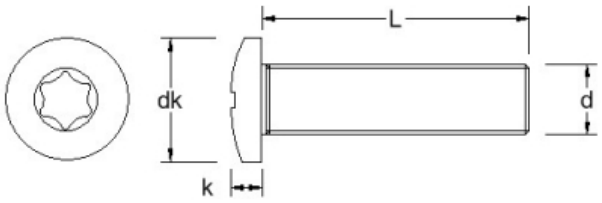

Material grades: A2:● A4: ▲

dk (Max)	3.2	4	5	6	8	10	12	16
k (Max)	1.42	1.72	2.12	2.52	3.25	3.95	4.75	6.15
Pitch	0.35	0.4	0.45	0.5	0.7	0.8	1.0	1.25

Length/dim	M1.6	M2	M2.5	M3	M4	M5	M6	M8
40				●▲	●▲	●▲	●▲	●▲
45				●▲	●▲	●▲	●▲	●▲
50				●▲	●▲	●▲	●▲	●▲
55				●▲	●▲	●▲	●▲	
60				●▲	●▲	●▲	●▲	●▲
65					●▲	●▲	●▲	
70					●▲	●▲	●▲	●▲
75					●▲	●▲	●	
80					●▲	●▲	●▲	●▲
90					●▲	●▲	●▲	
100					●▲	●▲	●▲	

CLICK HERE TO RETURN TO THE CONTENTS PAGE ❯

SOCKET COUNTERSUNK SCREWS DIN 7991

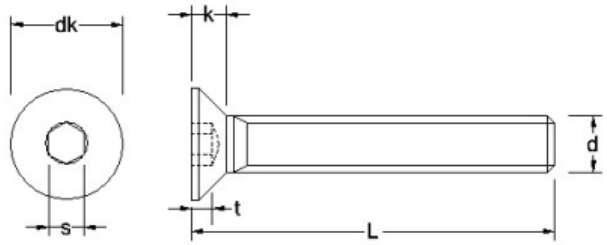

Material grades: A2:● A4: ▲

dk (Max)	4	5	6	6.5	8	10	12	16	20	24	30	36	39				
k (Max)	1.24	1.55	1.7	2.1	2.3	2.8	3.3	4.4	5.5	6.5	7.5	8.5	*				
Pitch	0.4	0.45	0.5	0.6	0.7	0.8	1.0	1.25	1.5	1.75	2.0	2.5	3.0				
s	1.27	1.50	2	2	2.5	3	4	5	6	8	10	12	14				
t (Max)	0.65	0.80	1.2	1.3	1.8	2.3	2.5	3.5	4.4	4.6							
Length/dim	**M2**	**M2.5**	**M3**	**M3.5**	**M4**	**M5**	**M6**	**M8**	**M10**	**M12**	**M16**	**M20**	**M24**				
3	●▲																
4	●▲	●▲	●▲														
5	●▲	●▲	●▲	●▲	●▲												
6	●▲	●▲	●▲	●▲	●▲	●▲											
8	●▲	●▲	●▲	●▲	●▲	●▲	●▲										
10	●▲	●▲	●▲	●▲	●▲	●▲	●▲	●▲									
12	●▲	●▲	●▲	●▲	●▲	●▲	●▲	●▲	●▲								
14			●▲		●▲	●▲		●▲	●▲								
16	●▲	●▲	●▲	●▲	●▲	●▲	●▲	●▲	●▲	●▲	●▲						
18			●▲		●▲	●▲	●▲	●▲	●▲	●▲							
20	●▲	●▲	●▲	●▲	●▲	●▲	●▲	●▲	●▲	●▲	●▲						
22			●▲		●▲	●▲	●▲	●▲	●▲	●▲							
25			●▲	●▲	●▲	●▲	●▲	●▲	●▲	●▲	●▲						
30			●▲	●▲	●▲	●▲	●▲	●▲	●▲	●▲	●▲	●▲					

CLICK HERE TO RETURN TO THE CONTENTS PAGE ❯

SOCKET COUNTERSUNK SCREWS DIN 7991

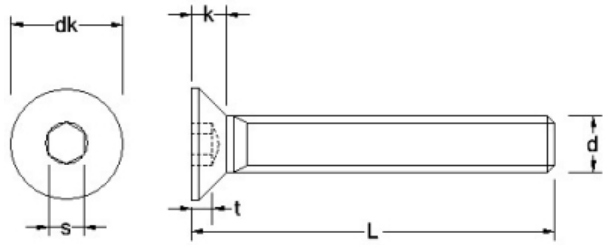

Material grades: A2:● A4: ▲

dk (Max)	4	5	6	6.5	8	10	12	16	20	24	30	36	39				
k (Max)	1.24	1.55	1.7	2.1	2.3	2.8	3.3	4.4	5.5	6.5	7.5	8.5	*				
Pitch	0.4	0.45	0.5	0.6	0.7	0.8	1.0	1.25	1.5	1.75	2.0	2.5	3.0				
s	1.27	1.50	2	2	2.5	3	4	5	6	8	10	12	14				
t (Max)	0.65	0.80	1.2	1.3	1.8	2.3	2.5	3.5	4.4	4.6							
Length/dim	**M2**	**M2.5**	**M3**	**M3.5**	**M4**	**M5**	**M6**	**M8**	**M10**	**M12**	**M16**	**M20**	**M24**				
35			●▲		●▲	●▲	●▲	●▲	●▲	●▲	●▲	●▲					
40			●▲		●▲	●▲	●▲	●▲	●▲	●▲	●▲	●▲	●▲				
45			●▲		●▲	●▲	●▲	●▲	●▲	●▲	●▲	●▲	●▲				
50			●▲		●▲	●▲	●▲	●▲	●▲	●▲	●▲	●▲	●▲				
55						●▲	●▲	●▲	●▲	●▲	●▲	●▲	●▲				
60					●▲	●▲	●▲	●▲	●▲	●▲	●▲	●▲	●▲				
65					●▲	●▲	●▲	●▲	●▲	●▲	●▲	●▲	●▲				
70					●▲	●▲	●▲	●▲	●▲	●▲	●▲	●▲	●▲				
75						●▲	●▲	●▲	●▲	●▲	●▲	●▲	●▲				
80						●▲	●▲	●▲	●▲	●▲	●▲	●▲	●▲				
85									●▲	●							
90						●▲	●▲	●▲	●▲	●▲	●▲	●▲	●▲				
100						●▲	●▲	●▲	●▲	●▲	●▲	●▲	●▲				
110							●▲	●▲	●▲	●▲	●▲	●▲	●▲				

CLICK HERE TO RETURN TO THE CONTENTS PAGE ❯

SOCKET COUNTERSUNK SCREWS DIN 7991

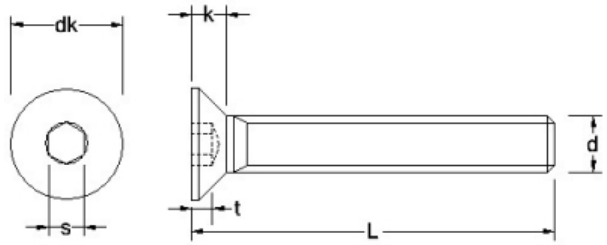

Material grades: A2:● A4: ▲

dk (Max)	4	5	6	6.5	8	10	12	16	20	24	30	36	39				
k (Max)	1.24	1.55	1.7	2.1	2.3	2.8	3.3	4.4	5.5	6.5	7.5	8.5	*				
Pitch	0.4	0.45	0.5	0.6	0.7	0.8	1.0	1.25	1.5	1.75	2.0	2.5	3.0				
s	1.27	1.50	2	2	2.5	3	4	5	6	8	10	12	14				
t (Max)	0.65	0.80	1.2	1.3	1.8	2.3	2.5	3.5	4.4	4.6							
Length/dim	**M2**	**M2.5**	**M3**	**M3.5**	**M4**	**M5**	**M6**	**M8**	**M10**	**M12**	**M16**	**M20**	**M24**				
120							●▲	●▲	●▲	●▲	●▲	●▲	●▲				
130							●▲	●▲	●▲	●▲	●▲	●▲	●▲				
140							●▲	●▲	●▲	●▲	●▲	●▲	●▲				
150							●▲	●▲	●▲	●▲	●▲	●▲	●▲				
160								●▲	●▲	●▲	●▲	●▲	●▲				
170								●▲	●▲	●▲	●▲	●▲	●▲				
180								●▲	●▲	●▲	●▲	●▲	●▲				
190								●▲	●▲	●▲	●▲	●▲	●▲				
200								●▲	●▲	●▲	●▲	●▲	●▲				

CLICK HERE TO RETURN TO THE CONTENTS PAGE ❯

POZI RAISED COUNTERSUNK WOODSCREWS DIN 7995 Z

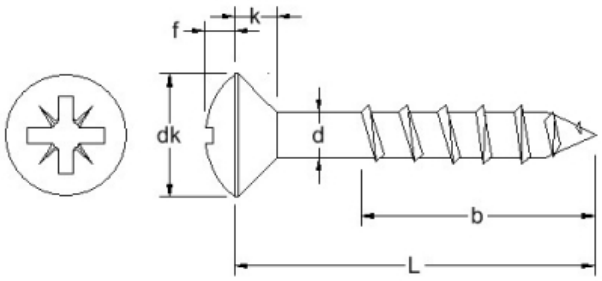

Material grades: A2:●

b	0.6 x L	0.6 x L	0.6 x L	0.6 x L	0.6 x L	0.6 x L
dk	5.6	6.5	7.5	8.3	9.2	11
f	0.75	0.9	1.0	1.1	1.25	1.5
k	1.65	1.93	2.2	2.35	2.5	3
Length/dim	**3.0**	**3.5**	**4.0**	**4.5**	**5.0**	**6.0**
12	●	●				
16	●	●	●			
20	●	●	●	●	●	●
25	●	●	●	●	●	●
30	●	●	●	●	●	●
35	●	●	●	●	●	●
40			●	●	●	●
45			●	●	●	●
50			●	●	●	●
55				●		
60			●	●	●	●
65				●	●	●
70			●	●	●	●
75					●	●
80				●	●	●
90				●	●	●

CLICK HERE TO RETURN TO THE CONTENTS PAGE ❯

POZI RAISED COUNTERSUNK WOODSCREWS DIN 7995 Z

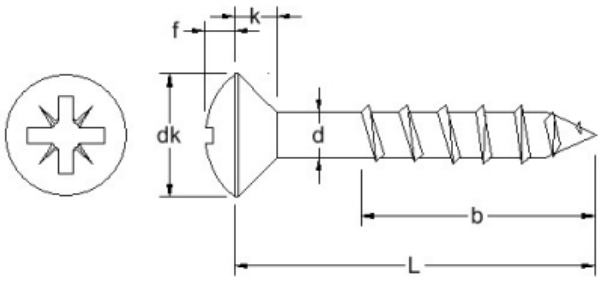

Material grades: A2:●

b	0.6 x L	0.6 x L	0.6 x L	0.6 x L	0.6 x L	0.6 x L
dk	5.6	6.5	7.5	8.3	9.2	11
f	0.75	0.9	1.0	1.1	1.25	1.5
k	1.65	1.93	2.2	2.35	2.5	3
Length/dim	**3.0**	**3.5**	**4.0**	**4.5**	**5.0**	**6.0**
100				●	●	●

CLICK HERE TO RETURN TO THE CONTENTS PAGE ❯

POZI RAISED COUNTERSUNK WOODSCREWS DIN 7995 15MM SEALING WASHER

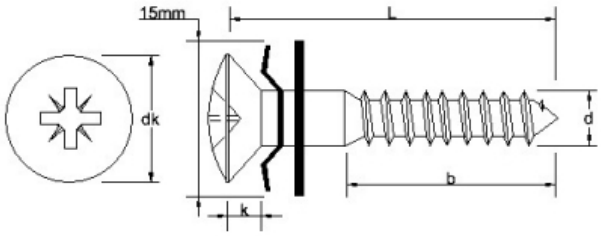

Material grades: A2:●

b	0.6 x L	0.6 x L
Drive #	2	2
dk	8.3	9.2
k	2.35	2.5
Length/dim	**4.5**	**5.0**
20	●	
25	●	
30	●	
35	●	
40	●	
45	●	
50	●	
55	●	
60	●	
65	●	
70	●	
80	●	
90	●	
100	●	
120	●	
150	●	

CLICK HERE TO RETURN TO THE CONTENTS PAGE ❯

POZI RAISED COUNTERSUNK WOODSCREWS DIN 7995 15MM SEALING WASHER

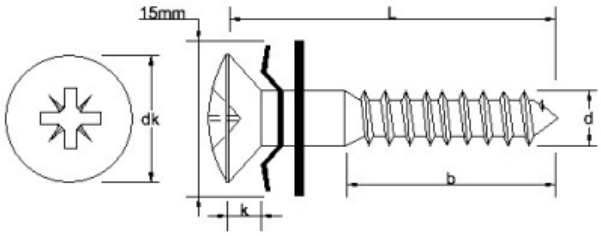

Material grades: A2:●

b	0.6 x L	0.6 x L
Drive #	2	2
dk	8.3	9.2
k	2.35	2.5
Length/dim	**4.5**	**5.0**
180		●
200		●
220		●
250		●
280		●
300		●

CLICK HERE TO RETURN TO THE CONTENTS PAGE ❯

POZI RAISED COUNTERSUNK WOODSCREWS DIN 7995 20MM SEALING WASHER

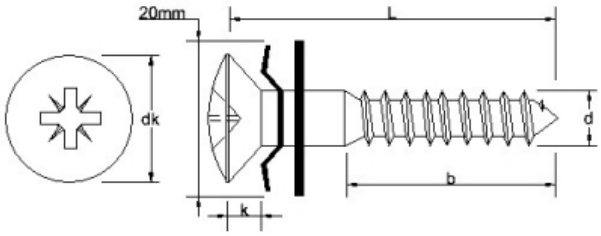

Material grades: A2:●

b	0.6 x L	0.6 x L
Drive #	2	2
dk	8.3	9.2
k	2.35	2.5
Length/dim	**4.5**	**5.0**
20	●	
25	●	
30	●	
35	●	
40	●	
45	●	
50	●	
55	●	
60	●	
65	●	
70	●	
80	●	
100	●	
120	●	
150	●	
180		●

CLICK HERE TO RETURN TO THE CONTENTS PAGE ❯

POZI RAISED COUNTERSUNK WOODSCREWS DIN 7995 20MM SEALING WASHER

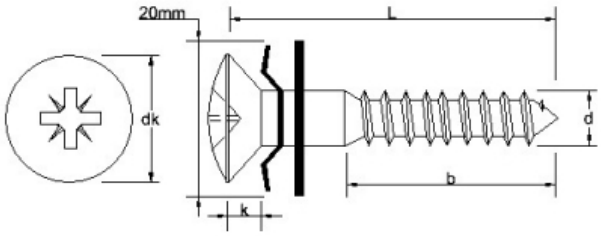

Material grades: A2:●

b	0.6 x L	0.6 x L															
Drive #	2	2															
dk	8.3	9.2															
k	2.35	2.5															
Length/dim	**4.5**	**5.0**															
200		●															
220		●															
250		●															
280		●															
300		●															

CLICK HERE TO RETURN TO THE CONTENTS PAGE ❯

POZI RAISED COUNTERSUNK WOODSCREWS DIN 7995 25MM SEALING WASHER

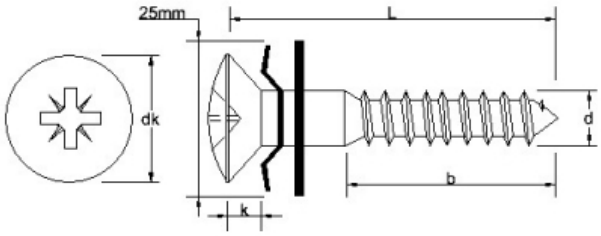

Material grades: A2:●

b	0.6 x L																
Drive #	2																
dk	8.3																
k	2.35																
Length/dim	**4.5**																
20	●																
25	●																
30	●																
35	●																
40	●																
45	●																
50	●																
55	●																
60	●																
70	●																

CLICK HERE TO RETURN TO THE CONTENTS PAGE ❯

TX RAISED COUNTERSUNK WOODSCREWS DIN 7995 20MM SEALING WASHER



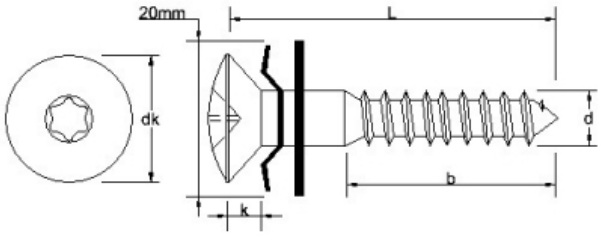

Material grades: A2:●

b	0.6 x L	0.6 x L
Drive #	TX20	TX20
dk	8.3	9.2
k	2.35	2.5
Length/dim	**4.5**	**5.0**
20	●	
25	●	
30	●	
35	●	
40	●	
45	●	
50	●	
55	●	
60	●	
65	●	
70	●	
80	●	
100	●	
120	●	
150	●	
180		●

CLICK HERE TO RETURN TO THE CONTENTS PAGE ❯

TX RAISED COUNTERSUNK WOODSCREWS DIN 7995 20MM SEALING WASHER

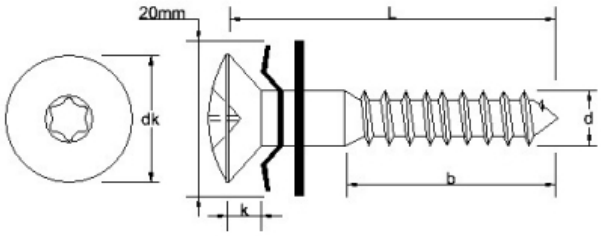

Material grades: A2:●

b	0.6 x L	0.6 x L															
Drive #	TX20	TX20															
dk	8.3	9.2															
k	2.35	2.5															
Length/dim	**4.5**	**5.0**															
200		●															
220		●															
250		●															
280		●															
300		●															

CLICK HERE TO RETURN TO THE CONTENTS PAGE ❯

TX RAISED COUNTERSUNK WOODSCREWS DIN 7995 25MM SEALING WASHER

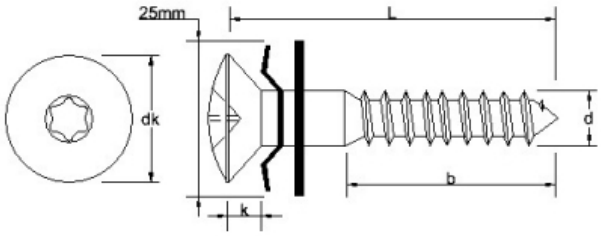

Material grades: A2:●

b	0.6 x L																
Drive #	TX20																
dk	8.3																
k	2.35																
Length/dim	**4.5**																
20	●																
25	●																
30	●																
35	●																
40	●																
45	●																
50	●																
55	●																
60	●																
70	●																

CLICK HERE TO RETURN TO THE CONTENTS PAGE ❯

POZI ROUND WOODSCREWS DIN 7996 Z

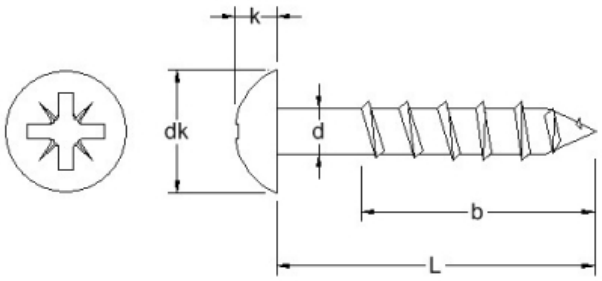

Material grades: A2:●

b	0.6 x L	0.6 x L	0.6 x L	0.6 x L	0.6 x L	0.6 x L
dk	6.1	7	8	9	10	12
k	2.1	2.35	2.8	3.1	3.5	4.2
Length/dim	**3.0**	**3.5**	**4.0**	**4.5**	**5.0**	**6.0**
12	●					
16	●	●	●		●	
20	●	●	●		●	
25	●	●	●	●	●	
30	●	●	●	●	●	●
35	●	●	●	●	●	●
40		●	●	●	●	●
45			●	●	●	●
50		●	●	●	●	●
60			●	●	●	●
65				●		
70			●	●	●	●
80			●		●	●
90					●	

CLICK HERE TO RETURN TO THE CONTENTS PAGE ❯

POZI COUNTERSUNK WOODSCREWS DIN 7997 Z

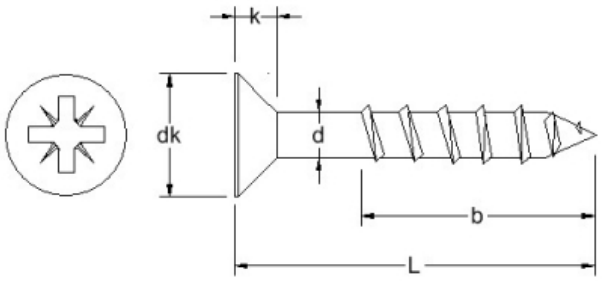

Material grades: A2:●

b	0.6 x L	0.6 x L	0.6 x L	0.6 x L	0.6 x L	0.6 x L
dk	5.6	6.5	7.5	8.3	9.2	11
k	1.65	1.93	2.2	2.35	2.5	3
Length/dim	**3.0**	**3.5**	**4.0**	**4.5**	**5.0**	**6.0**
12	●	●				
16	●	●	●			
20	●	●	●	●	●	
25	●	●	●	●	●	●
30	●	●	●	●	●	●
35		●	●	●	●	●
40		●	●	●	●	●
45			●	●	●	●
50		●	●	●	●	●
60			●	●	●	●
65				●	●	●
70			●	●	●	●
75					●	●
80					●	●
90					●	●
100					●	●
110						●

CLICK HERE TO RETURN TO THE CONTENTS PAGE ❯

POZI COUNTERSUNK WOODSCREWS DIN 7997 Z

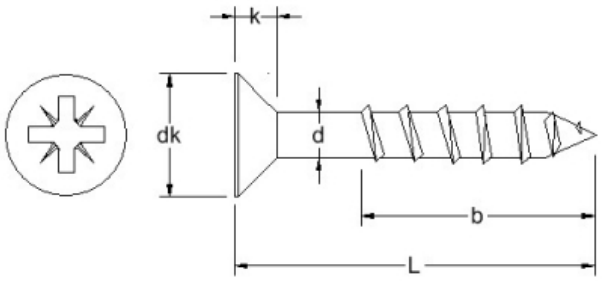

Material grades: A2: ●

b	0.6 x L	0.6 x L	0.6 x L	0.6 x L	0.6 x L	0.6 x L
dk	5.6	6.5	7.5	8.3	9.2	11
k	1.65	1.93	2.2	2.35	2.5	3
Length/dim	**3.0**	**3.5**	**4.0**	**4.5**	**5.0**	**6.0**
120						●

CLICK HERE TO RETURN TO THE CONTENTS PAGE ❯

DIN 9021 FLAT WASHERS

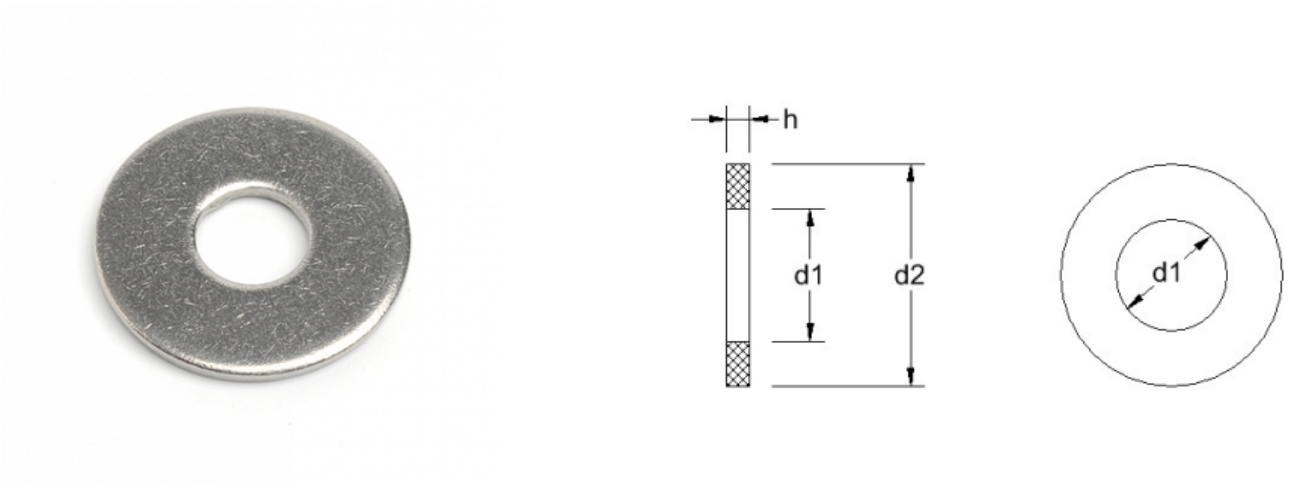

Material grades: A2:● A4: ▲

d1	2.2	2.7	3.2	3.7	4.3	5.3	6.4	7.4	8.4	10.5	13	15	17	20	22	26	33
d2	7	8	9	11	12	15	18	22	24	30	37	44	50	56	60	72	92
h	0.8	0.8	0.8	0.8	1	1.2	1.6	2	2	2.5	3	3	3	4	4	5	6
Length/dim	**M2**	**M2.5**	**M3**	**M3.5**	**M4**	**M5**	**M6**	**M7**	**M8**	**M10**	**M12**	**M14**	**M16**	**M18**	**M20**	**M24**	**M30**
	●▲	●▲	●▲	●▲	●▲	●▲	●▲	●▲	●▲	●▲	●▲	●▲	●▲	●▲	●▲	●▲	●▲

CLICK HERE TO RETURN TO THE CONTENTS PAGE ❯

DIN 9021 FLAT WASHERS

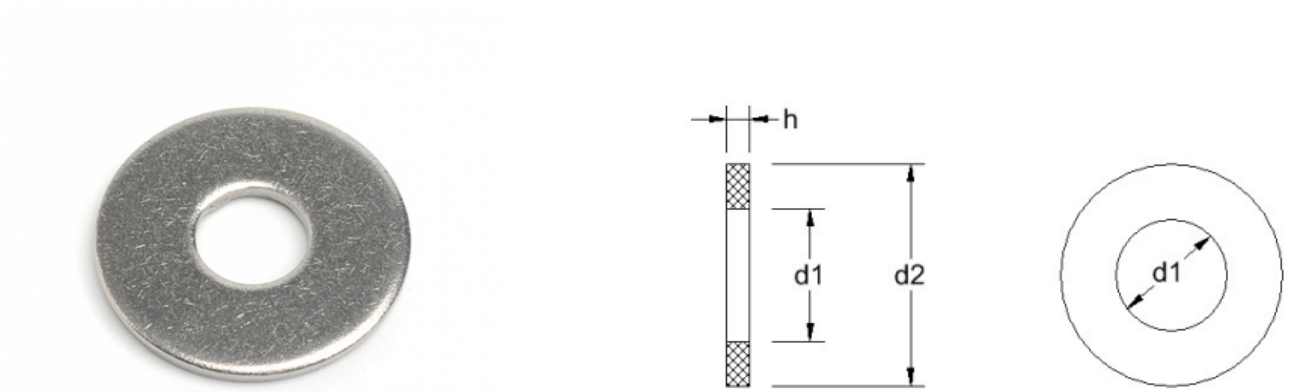

Material grades: A2:● A4: ▲

d1	39																
d2	110																
h	8																
Length/dim	**M36**																
	●▲																

CLICK HERE TO RETURN TO THE CONTENTS PAGE ❯

4 PRONG DRIVE IN NUTS FOR WOOD (TEE-NUT)

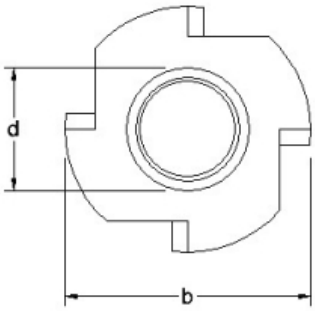

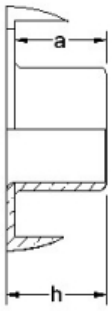

Material grades: A2:●

a (Min)	3.1	3.5	6.8	9.4													
b	17	19	22	25													
h	8	9	11	12													
Pitch	0.8	1.00	1.25	1.50													
Length/dim	**M5**	**M6**	**M8**	**M10**													
	●	●	●	●													

CLICK HERE TO RETURN TO THE CONTENTS PAGE ❯

CAGE NUTS

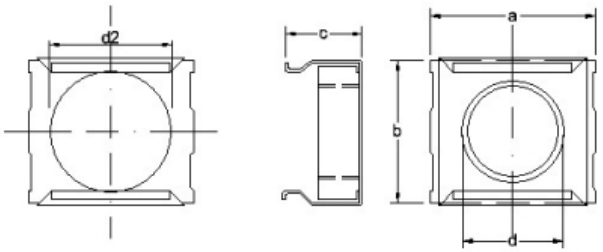

Material grades: A2:●

a	13.8	16.5	16.5														
b	13	15.5	15.5														
c	9.3	12	12														
d2	7	10.5	10.5														
Pitch	1.00	1.25	1.50														
Length/dim	**M6**	**M8**	**M10**														
	●	●	●														

CLICK HERE TO RETURN TO THE CONTENTS PAGE ❯

PENNY WASHERS

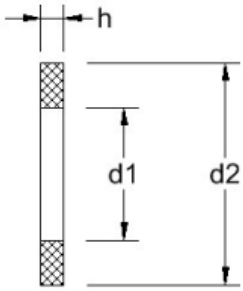

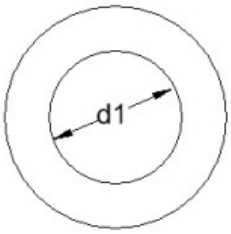

Material grades: A2:● A4: ▲

d1	4.3	4.3	5.3	6.4	8.4	10.5	13
h (Max)	1	1.5	1.5	1.5	1.5	1.5	1.5
Length/dim	**M4**	**M4**	**M5**	**M6**	**M8**	**M10**	**M12**
12	●▲						
15		●▲	●▲				
20		●▲	●▲	●▲	●▲		
25		●▲	●▲	●▲	●▲	●▲	
30			●▲	●▲	●▲	●▲	●▲
35				●▲	●▲	●▲	●▲
40				●▲	●▲	●▲	●▲

CLICK HERE TO RETURN TO THE CONTENTS PAGE ❯

LOCKING WASHER S TYPE

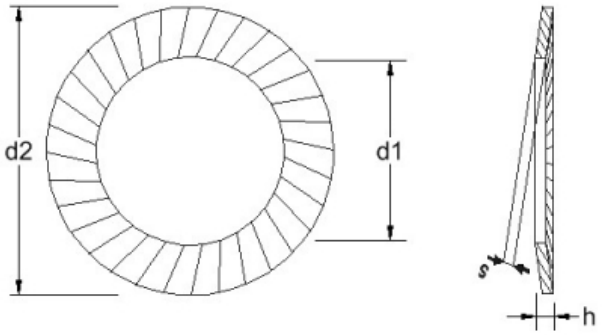

Material grades: A2: ●

d1	2.2	2.7	3.2	3.7	4.3	5.3	6.4	8.4	10.5	13	15	17	19	21	25		
d2	4.0	4.8	5.5	6.0	7.0	9.0	10	13	16	18	22	24	27	30	36		
h (Max)	0.8	0.9	0.9	1.0	1.0	1.1	1.2	1.4	1.6	1.7	2.0	2.1	2.2	2.4	2.7		
s	0.35	0.45	0.45	0.45	0.50	0.60	0.70	0.80	1.00	1.10	1.20	1.30	1.50	1.5	1.8		
Length/dim	**M2**	**M2.5**	**M3**	**M3.5**	**M4**	**M5**	**M6**	**M8**	**M10**	**M12**	**M14**	**M16**	**M18**	**M20**	**M24**		
	●	●	●	●	●	●	●	●	●	●	●	●	●	●	●		

CLICK HERE TO RETURN TO THE CONTENTS PAGE ❯

BONDED SEALING WASHERS WITH GREY EPDM

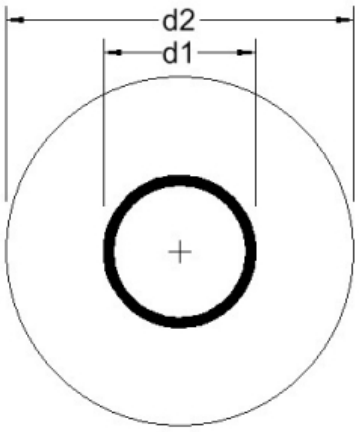

Material grades: A2:●

h1	0.8	0.8	0.8	0.8	0.8	0.8	0.8	0.8	0.8								
h2	2	2	2	2	2	2	2	2	2								
Length/dim	**4.8**	**5.2**	**5.3**	**6.2**	**6.7**	**6.8**	**8.4**	**10.5**	**13.0**								
12	●		●														
14	●	●	●														
16			●	●	●	●	●										
19			●		●	●	●										
22					●	●	●										
25					●	●	●	●									
29					●		●	●	●								

CLICK HERE TO RETURN TO THE CONTENTS PAGE ❯

SOCKET CAP HEAD SELF TAPPING SCREWS

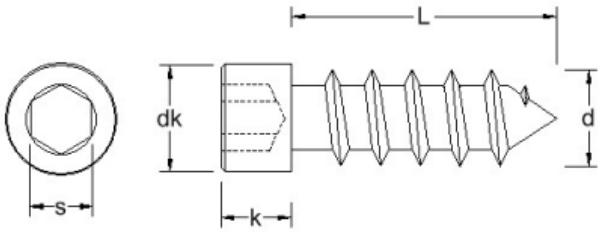

Material grades: A2:● A4: ▲

dk (Max)	8.5	10	10															
k (Max)	5	6	6															
s	4	5	5															
Length/dim	**NO.10**	**NO.12**	**NO.14**															
3/8	●	●	●															
1/2	●▲	●▲	●															
5/8	●▲	●▲	●▲															
3/4	●▲	●▲	●▲															
7/8	●▲	●▲	●▲															
1	●▲	●▲	●▲															
1.1/4	●▲	●▲	●▲															
1.1/2	●▲	●▲	●▲															
1.5/8		●▲																
1.3/4	●▲	●▲	●▲															
2	●▲	●▲	●▲															
2.1/4	●	●▲	●▲															
2.1/2	●▲	●▲	●▲															
2.3/4	●▲	●▲	●▲															

CLICK HERE TO RETURN TO THE CONTENTS PAGE ❯

SQUARE DRIVE DECKING SCREWS

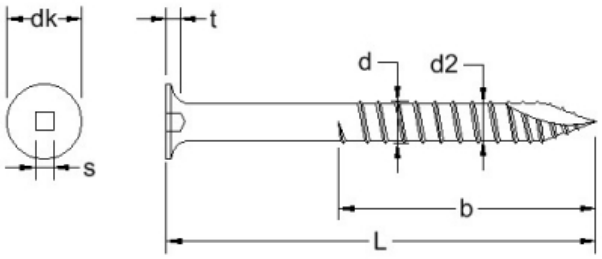

Material grades: A2:●

b (Max)	0.66 X 'L'	0.66 X 'L'															
d2	2.90	3.50															
dk (Max)	8.50	8.90															
s	#2	#2															
t (Min)	1.70	1.66															
Length/dim	**NO.8**	**NO.10**															
2	●																
2.1/4	●																
2.1/2	●	●															
3	●	●															

CLICK HERE TO RETURN TO THE CONTENTS PAGE ❯

TX MUSHROOM HEAD WOODSCREWS

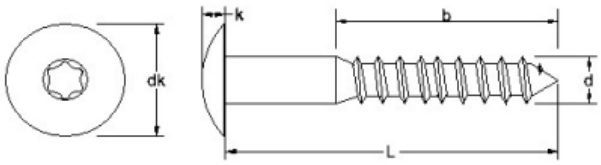

Material grades: A2: ●

b	10-12																
dk	12																
k	2.5																
Length/dim	**4.8**																
25	●																
32	●																
38	●																
50	●																
60	●																

CLICK HERE TO RETURN TO THE CONTENTS PAGE ❯

FLAT HEAD KNURLED INSERT NUT

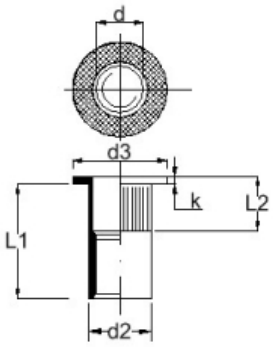

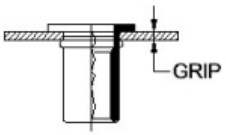

Material grades: A2:●

d2	4.9	5.9	5.9	6.9	6.9	8.9	8.9	10.9	10.9	12.9	12.9	14.9					
d3	7	9	9	10	10	13	13	16	16	19	19	23					
k	0.9	1	1	1	1	1.5	1.5	1.5	1.5	2	2	2					
L1	10	10	11.5	12	15	14.5	16	16	18.5	17	22	23					
L2	5.5	5.5	7.5	6.0	8.0	8.0	10	8.5	11	10	13	12					
Shear	1760	3920	3920	4510	4510	4900	4900	6860	6860	7840	7840	9800					
Tensile	5390	6860	6860	11760	11760	18630	18630	27450	27450	29410	29410	52950					
Length/d	**M3**	**M4**	**M4**	**M5**	**M5**	**M6**	**M6**	**M8**	**M8**	**M10**	**M10**	**M12**					
10	●	●															
11.5			●														
12				●													
14.5						●											
15					●												
16							●	●									
17										●							
18.5									●								
22											●						
23												●					

CLICK HERE TO RETURN TO THE CONTENTS PAGE ❯

COUNTERSUNK KNURLED INSERT NUT

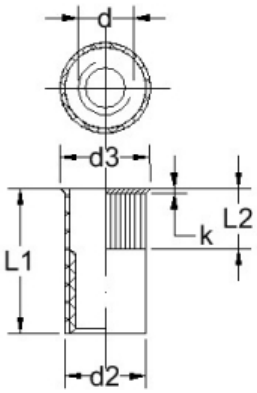

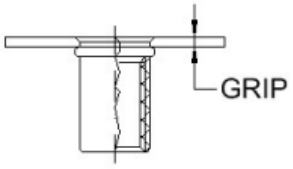

Material grades: A2:●

d2	5.9	6.9	8.9	10.9	12.9
d3	9	10	12	14	15
k	1.5	1.5	1.5	1.5	1.5
L1	11.5	13.5	16.0	19.0	21.0
L2	4.0	5.0	5.5	5.5	5.5
Shear	3720	4020	5490	7640	8040
Tensile	10100	11760	20590	27450	32360

Length/dim	M4	M5	M6	M8	M10
11.5	●				
13.5		●			
16			●		
19				●	
21					●

CLICK HERE TO RETURN TO THE CONTENTS PAGE

REDUCED CSK KNURLED INSERT NUT

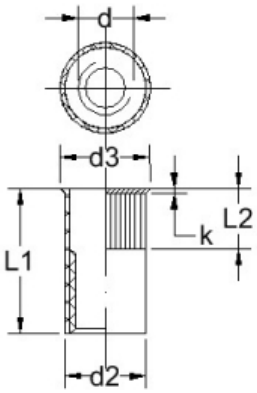

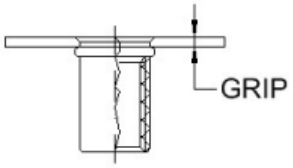

Material grades: A2:●

d2	5.9	6.9	8.9	10.9	12.9
d3	7	8	10	12	14.5
k	1	1	1	1	1
L1	10	11.5	14	15.5	19.5
L2	5.5	5.5	6.5	7.5	9
Shear	2940	4020	5190	5390	5880
Tensile	6860	11760	18630	25490	34320

Length/dim	M4	M5	M6	M8	M10
10	●				
11.5		●			
14			●		
15.5				●	
19.5					●

CLICK HERE TO RETURN TO THE CONTENTS PAGE

FLAT HEAD HALF HEX INSERT NUT

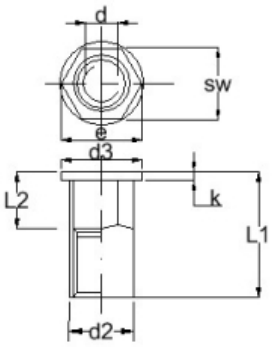

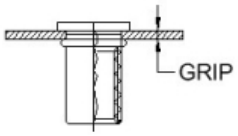

Material grades: A2:●

d2	6	7	9	11	12.9
d3	9.3	10.3	12.3	14.3	16.3
k	1	1	1.5	1.5	2
L1	11.5	13.5	15.5	17.5	22
L2	6	7.5	8	8.5	9.7
Shear	2640	3620	4700	6860	8620
SW	6	7	9	11	13
Tensile	9800	12740	21570	37260	47070

Length/dim	M4	M5	M6	M8	M10
11.5	●				
13.5		●			
15.5			●		
17.5				●	
22					●

CLICK HERE TO RETURN TO THE CONTENTS PAGE

REDUCED CSK HALF HEX INSERT NUT

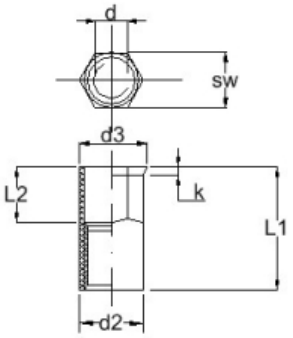

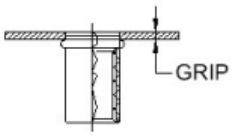

Material grades: A2:●

d2	6	7	9	11	12.9
d3	7	8	10	12	14
k	0.6	0.6	0.6	0.6	0.6
L1	12	14	16	17	20.5
L2	6	7.5	8	8.5	9
Shear	2940	3820	3430	4900	5000
SW	6	7	9	11	13
Tensile	8230	11760	21570	24510	47070

Length/dim	M4	M5	M6	M8	M10
12	●				
14		●			
16			●		
17				●	
20.5					●

CLICK HERE TO RETURN TO THE CONTENTS PAGE

FORM C FLAT WASHERS BS4320

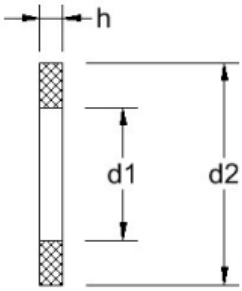

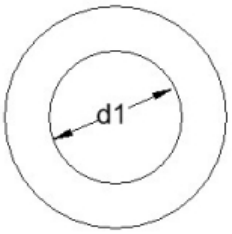

Material grades: A2:● A4: ▲

d1	4.3	5.3	6.4	8.4	10.5	13	17	21									
d2	10	12.5	14	21	24	28	34	39									
h (Max)	0.8	1	1.6	1.6	2	2.5	3	3									
Length/dim	**M4**	**M5**	**M6**	**M8**	**M10**	**M12**	**M16**	**M20**									
	●▲	●▲	●▲	●▲	●▲	●▲	●▲	●▲									

CLICK HERE TO RETURN TO THE CONTENTS PAGE ❯

FORM B FLAT WASHERS BS4320

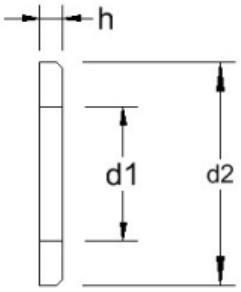

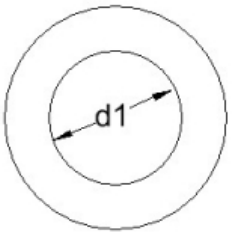

Material grades: A2:● A4: ▲

d1	5.3	6.4	8.4	10.5	13	15	17	19	21	23	25						
d2	10	12.5	17	21	24	28	30	34	37	39	44						
h	0.8	0.8	1	1.25	1.6	1.6	2	2	2	2	2.5						
Length/dim	**M5**	**M6**	**M8**	**M10**	**M12**	**M14**	**M16**	**M18**	**M20**	**M22**	**M24**						
	●▲	●▲	●▲	●▲	●▲	●▲	●▲	●▲	●▲	●▲	●▲						

CLICK HERE TO RETURN TO THE CONTENTS PAGE ❯

CRINKLE WASHERS BS4463

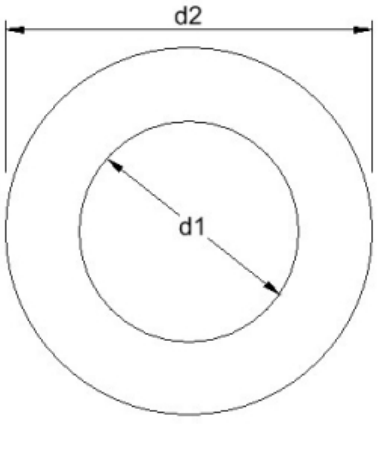

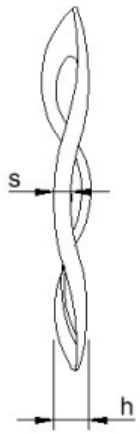

Material grades: A2:●

d1 (Min)	1.7	2.2	2.7	3.2	3.7	4.3	5.3	6.4	8.4	10.5	13	17	21
d2 (Max)	3.7	4.6	5.8	6.4	6.9	8.1	9.2	11.5	15	19.6	22	27.8	34.7
h (Max)	0.51	0.53	0.53	0.61	0.79	0.84	0.89	1.14	1.4	1.7	1.9	2.41	2.66
s	0.16	0.16	0.16	0.16	0.20	0.28	0.30	0.40	0.40	0.55	0.55	0.70	0.70
Length/dim	**M1.6**	**M2**	**M2.5**	**M3**	**M3.5**	**M4**	**M5**	**M6**	**M8**	**M10**	**M12**	**M16**	**M20**
	●	●	●	●	●	●	●	●	●	●	●	●	●

CLICK HERE TO RETURN TO THE CONTENTS PAGE ❯

ISO 7089 FLAT WASHERS 200HV

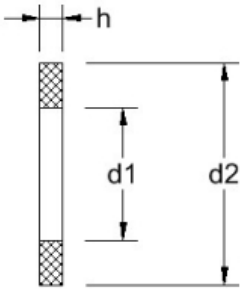

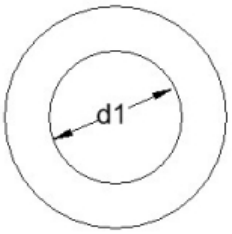

Material grades: A2:● A4: ▲

d1	1.7	2.2	2.7	3.2	4.3	5.3	6.4	8.4	10.5	13	15	17	21	25	28	31	34
d2	4	5	6	7	9	10	12	16	20	24	28	30	37	44	50	56	60
h	0.3	0.3	0.5	0.5	0.8	1	1.6	1.6	2	2.5	2.5	3	3	4	4	4	5
Length/dim	**M1.6**	**M2**	**M2.5**	**M3**	**M4**	**M5**	**M6**	**M8**	**M10**	**M12**	**M14**	**M16**	**M20**	**M24**	**M27**	**M30**	**M33**
	●▲	●▲	●▲	●▲	●▲	●▲	●▲	●▲	●▲	●▲	●▲	●▲	●▲	●▲	●▲	●▲	●▲

CLICK HERE TO RETURN TO THE CONTENTS PAGE ❯

ISO 7089 FLAT WASHERS 200HV

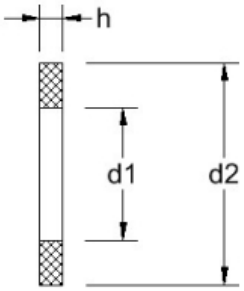

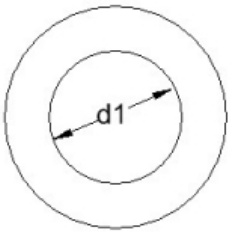

Material grades: A2:● A4: ▲

d1	37	40	43	46	50	54	*										
d2	66	66	75	85	92	98	*										
h	5	6	7	7	8	8	*										
Length/dim	**M36**	**M39**	**M42**	**M45**	**M48**	**M52**	**M56**										
	●▲	●▲	●▲	●▲	●▲	●▲	●▲										

CLICK HERE TO RETURN TO THE CONTENTS PAGE ❯

ISO 7090 CHAMFERED FLAT WASHERS 200HV

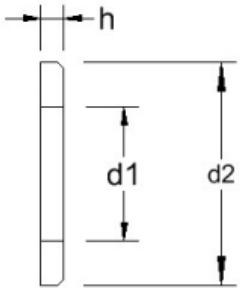

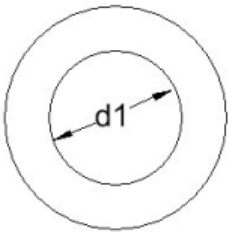

Material grades: A2:● A4: ▲

d1 Min	5.3	6.4	8.4	10.5	13	15	17	19	21	23	25	28	31	34	37	42	45
d2 Max	10	12	16	20	24	28	30	34	37	39	44	50	56	60	66	72	78
h	1	1.6	1.6	2	2.5	2.5	3	3	3	3	4	4	4	5	5	6	8
Length/dim	**M5**	**M6**	**M8**	**M10**	**M12**	**M14**	**M16**	**M18**	**M20**	**M22**	**M24**	**M27**	**M30**	**M33**	**M36**	**M39**	**M42**
	●▲	●▲	●▲	●▲	●▲	●▲	●▲	●▲	●▲	●▲	●▲	●▲	●▲	●▲	●▲	●▲	●▲

CLICK HERE TO RETURN TO THE CONTENTS PAGE ❯

ISO 7090 CHAMFERED FLAT WASHERS 200HV

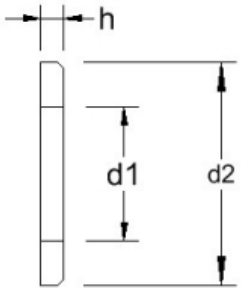

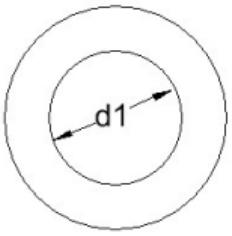

Material grades: A2:● A4: ▲

d1 Min	48	52															
d2 Max	85	92															
h	8	8															
Length/dim	**M45**	**M48**															
	●▲	●▲															

CLICK HERE TO RETURN TO THE CONTENTS PAGE ❯

ISO 7093-1 LARGE SERIES FLAT WASHERS 200HV

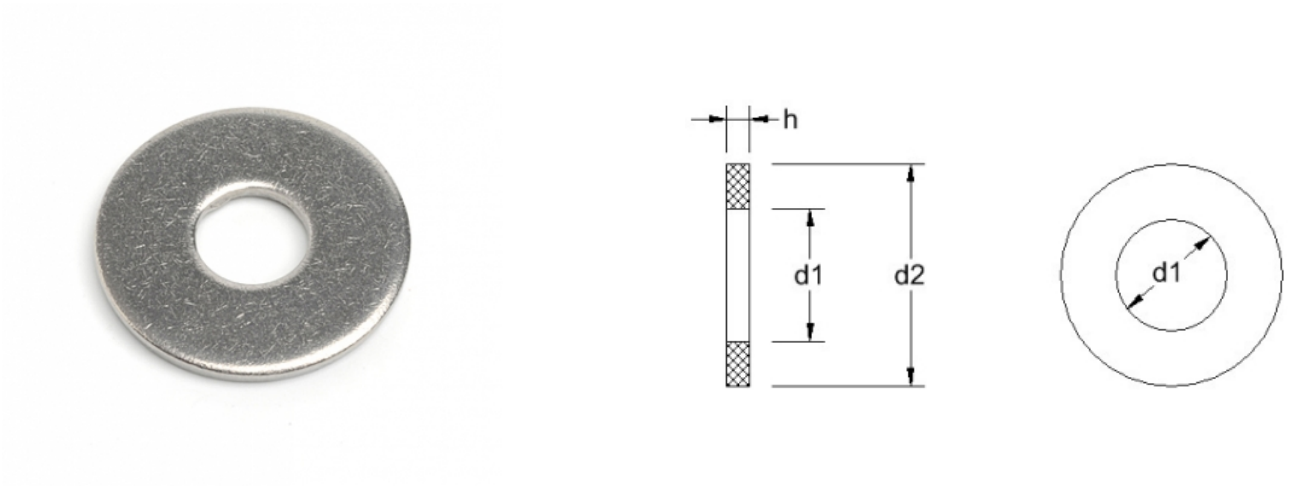

Material grades: A2:● A4: ▲

d1 Min	3.2	3.7	4.3	5.3	6.4	8.4	10.5	13	15	17	19	21	23	25	30	33	36
d2 Max	9	11	12	15	18	24	30	37	44	50	56	60	66	72	85	92	105
h	0.8	0.8	1	1	1.6	2	2.5	3	3	3	4	4	5	5	6	6	6
Length/dim	**M3**	**M3.5**	**M4**	**M5**	**M6**	**M8**	**M10**	**M12**	**M14**	**M16**	**M18**	**M20**	**M22**	**M24**	**M27**	**M30**	**M33**
	●▲	●▲	●▲	●▲	●▲	●▲	●▲	●▲	●▲	●▲	●▲	●▲	●▲	●▲	●▲	●▲	●▲

CLICK HERE TO RETURN TO THE CONTENTS PAGE ❯

ISO 7093-1 LARGE SERIES FLAT WASHERS 200HV

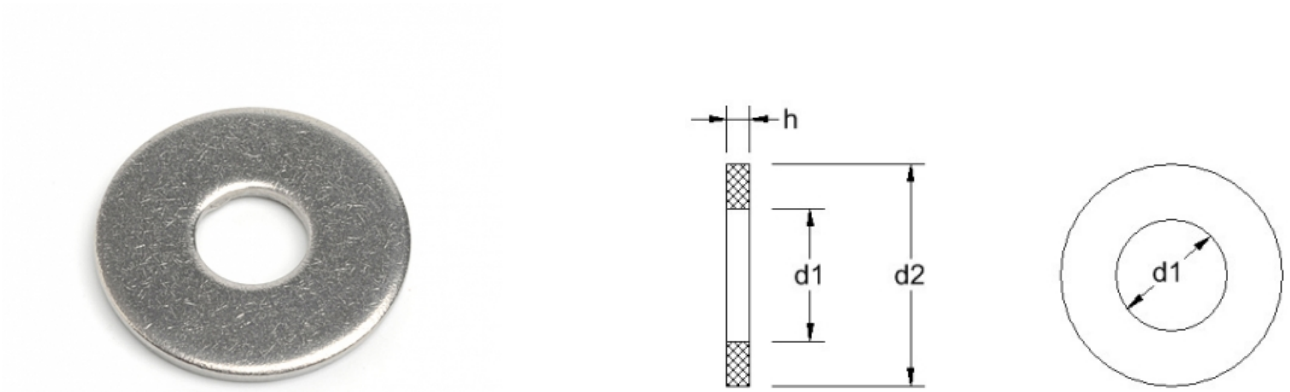

Material grades: A2:● A4: ▲

d1 Min	39																
d2 Max	110																
h	8																
Length/dim	**M36**																
	●▲																

CLICK HERE TO RETURN TO THE CONTENTS PAGE ❯

SOCKET BUTTON SCREWS ISO 7380-1

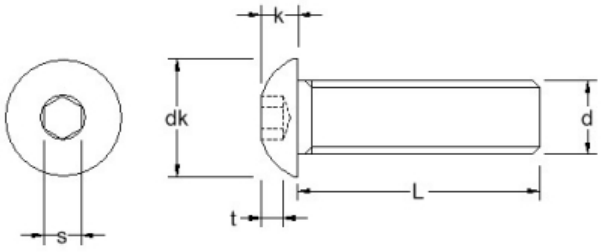

Material grades: A2:● A4: ▲

dk(Max)	3.5	4.5	5.7	6.6	7.6	9.5	10.5	14	17.5	21
k (Max)	1.3	1.5	1.65	1.9	2.2	2.75	3.3	4.4	5.5	6.6
Pitch	0.4	0.45	0.5	0.6	0.7	0.8	1.0	1.25	1.5	1.75
s	1.3	1.5	2	2	2.5	3	4	5	6	8
t (Min)	0.8	1.0	1.04	1.2	1.3	1.56	2.08	2.60	3.12	4.16

Length/dim	M2	M2.5	M3	M3.5	M4	M5	M6	M8	M10	M12
3	●▲	●▲	●▲							
4	●▲	●▲	●▲		●▲					
5	●▲	●▲	●▲	●▲	●▲	●▲				
6	●▲	●▲	●▲	●▲	●▲	●▲	●▲			
8	●▲	●▲	●▲	●▲	●▲	●▲	●▲	●▲		
9			●							
10	●▲	●▲	●▲	●▲	●▲	●▲	●▲	●▲		
12	●▲	●▲	●▲	●▲	●▲	●▲	●▲	●▲	●▲	
14			●▲		●▲	●▲	●▲	●▲	●▲	
16	●▲	●▲	●▲	●▲	●▲	●▲	●▲	●▲	●▲	●▲
18			●▲		●▲	●▲	●▲	●▲	●▲	●▲
20	●▲	●▲	●▲	●▲	●▲	●▲	●▲	●▲	●▲	●▲
22			●▲		●▲	●▲	●▲	●▲	●▲	▲
25			●▲	●▲	●▲	●▲	●▲	●▲	●▲	●▲
30			●▲	●▲	●▲	●▲	●▲	●▲	●▲	●▲

CLICK HERE TO RETURN TO THE CONTENTS PAGE ❯

SOCKET BUTTON SCREWS ISO 7380-1

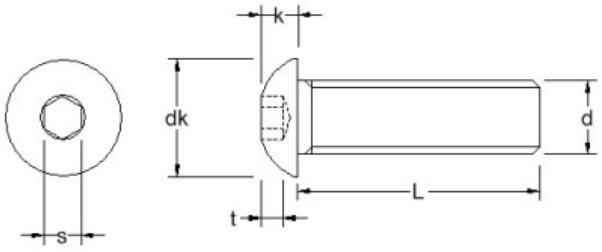

Material grades: A2:● A4: ▲

dk(Max)	3.5	4.5	5.7	6.6	7.6	9.5	10.5	14	17.5	21							
k (Max)	1.3	1.5	1.65	1.9	2.2	2.75	3.3	4.4	5.5	6.6							
Pitch	0.4	0.45	0.5	0.6	0.7	0.8	1.0	1.25	1.5	1.75							
s	1.3	1.5	2	2	2.5	3	4	5	6	8							
t (Min)	0.8	1.0	1.04	1.2	1.3	1.56	2.08	2.60	3.12	4.16							
Length/dim	**M2**	**M2.5**	**M3**	**M3.5**	**M4**	**M5**	**M6**	**M8**	**M10**	**M12**							
35			●▲		●▲	●▲	●▲	●▲	●▲	●▲							
40			●▲		●▲	●▲	●▲	●▲	●▲	●▲							
45			●▲		●▲	●▲	●▲	●▲	●▲	●▲							
50			●▲		●▲	●▲	●▲	●▲	●▲	●▲							
55					●▲	●▲	●▲	●▲	●▲	●▲							
60					●▲	●▲	●▲	●▲	●▲	●▲							
65						●▲	●▲	●▲	●▲	●▲							
70						●▲	●▲	●▲	●▲	●▲							
75						●▲	●▲	●▲	●▲	●▲							
80						●▲	●▲	●▲	●▲	●▲							
90							●▲	●▲	●▲	●▲							
100							●▲	●▲	●▲	●▲							
110							●▲	●▲	●▲	●▲							
120							●▲	●▲	●▲	●▲							

CLICK HERE TO RETURN TO THE CONTENTS PAGE ❯

TX BUTTON SCREWS ISO 7380-1

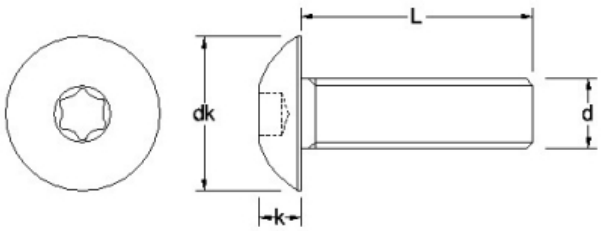

Material grades: A2:●

dk(Max)	5.7	7.6	9.5	10.5	14	17.5	21
k (Max)	1.65	2.2	2.75	3.3	4.4	5.5	6.6
Pitch	0.5	0.7	0.8	1.0	1.25	1.5	1.75
Length/dim	**M3**	**M4**	**M5**	**M6**	**M8**	**M10**	**M12**
3	●						
4	●	●					
5	●	●	●				
6	●	●	●	●			
8	●	●	●	●	●		
10	●	●	●	●	●		
12	●	●	●	●	●	●	
14	●	●	●	●	●	●	
16	●	●	●	●	●	●	●
18	●	●	●	●	●	●	●
20	●	●	●	●	●	●	●
22	●	●	●	●	●	●	●
25	●	●	●	●	●	●	●
30	●	●	●	●	●	●	●
35	●	●	●	●	●	●	●
40	●	●	●	●	●	●	●
45	●	●	●	●	●	●	●

CLICK HERE TO RETURN TO THE CONTENTS PAGE ❯

TX BUTTON SCREWS ISO 7380-1

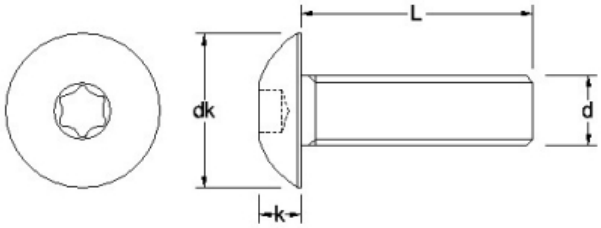

Material grades: A2:●

dk(Max)	5.7	7.6	9.5	10.5	14	17.5	21
k (Max)	1.65	2.2	2.75	3.3	4.4	5.5	6.6
Pitch	0.5	0.7	0.8	1.0	1.25	1.5	1.75
Length/dim	**M3**	**M4**	**M5**	**M6**	**M8**	**M10**	**M12**
50	●	●	●	●	●	●	●
55		●	●	●	●	●	●
60		●	●	●	●	●	●
65			●	●	●	●	●
70			●	●	●	●	●
75			●	●	●	●	●
80			●	●	●	●	●
90				●	●	●	●
100				●	●	●	●
110				●	●	●	●
120				●	●	●	●

CLICK HERE TO RETURN TO THE CONTENTS PAGE ❯

FLANGED SOCKET BUTTONS ISO 7380-2

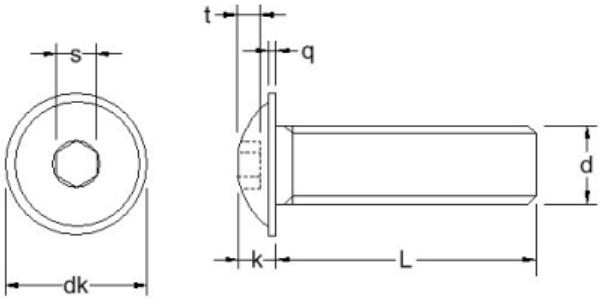

Material grades: A2:● A4: ▲

dk (Max)	6.9	9.4	11.8	13.6	17.8	21.9	26
k	1.65	2.2	2.75	3.3	4.4	5.5	6.6
Pitch	0.5	0.7	0.8	1.0	1.25	1.5	1.75
q	0.7	0.8	0.9	1.2	1.5	2.0	2.4
s	2	2.5	3	4	5	6	8
t (Min)	1.04	1.3	1.56	2.08	2.6	3.12	4.16

Length/dim	M3	M4	M5	M6	M8	M10	M12
3	●▲						
4	●▲	●▲					
5	●▲	●▲	●▲				
6	●▲	●▲	●▲	●▲			
8	●▲	●▲	●▲	●▲	●▲		
10	●▲	●▲	●▲	●▲	●▲		
12	●▲	●▲	●▲	●▲	●▲	●▲	
14	●▲	●▲	●▲	●▲	●▲	●▲	
16	●▲	●▲	●▲	●▲	●▲	●▲	●▲
18	●▲	●▲	●▲	●▲	●▲	●▲	●▲
20	●▲	●▲	●▲	●▲	●▲	●▲	●▲
22	●▲	●▲	●▲	●▲	●▲	●▲	●▲
25	●▲	●▲	●▲	●▲	●▲	●▲	●▲
30	●▲	●▲	●▲	●▲	●▲	●▲	●▲

CLICK HERE TO RETURN TO THE CONTENTS PAGE ❯

FLANGED SOCKET BUTTONS ISO 7380-2

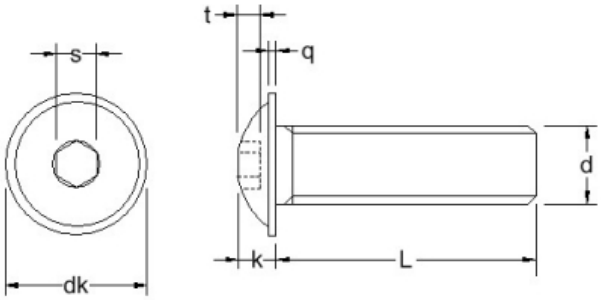

Material grades: A2:● A4: ▲

dk (Max)	6.9	9.4	11.8	13.6	17.8	21.9	26
k	1.65	2.2	2.75	3.3	4.4	5.5	6.6
Pitch	0.5	0.7	0.8	1.0	1.25	1.5	1.75
q	0.7	0.8	0.9	1.2	1.5	2.0	2.4
s	2	2.5	3	4	5	6	8
t (Min)	1.04	1.3	1.56	2.08	2.6	3.12	4.16

Length/dim	M3	M4	M5	M6	M8	M10	M12
35	●▲	●▲	●▲	●▲	●▲	●▲	●▲
40	●▲	●▲	●▲	●▲	●▲	●▲	●▲
45	●▲	●▲	●▲	●▲	●▲	●▲	●▲
50	●▲	●▲	●▲	●▲	●▲	●▲	●▲
55		●▲	●▲	●▲	●▲	●▲	●▲
60		●▲	●▲	●▲	●▲	●▲	●▲
65			●▲	●▲	●▲	●▲	●▲
70			●▲	●▲	●▲	●▲	●▲
75			●▲	●▲	●▲	●▲	●▲
80			●▲	●▲	●▲	●▲	●▲
90				●▲	●▲	●▲	●▲
100				●▲	●▲	●▲	●▲
110				●▲	●▲	●▲	●▲
120				●▲	●▲	●▲	●▲

CLICK HERE TO RETURN TO THE CONTENTS PAGE ❯

FLANGED TX BUTTONS ISO 7380-2

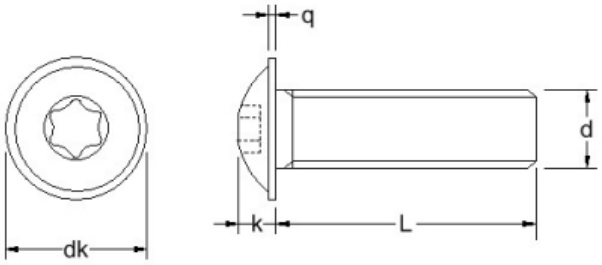

Material grades: A2:●

dk (Max)	6.9	9.4	11.8	13.6	17.8	21.9	26
k	1.65	2.2	2.75	3.3	4.4	5.5	6.6
Pitch	0.5	0.7	0.8	1.0	1.25	1.5	1.75
q	0.7	0.8	1.0	1.2	1.5	2.0	2.4
Length/dim	**M3**	**M4**	**M5**	**M6**	**M8**	**M10**	**M12**
3	●						
4	●	●					
5	●	●	●				
6	●	●	●	●			
8	●	●	●	●	●		
10	●	●	●	●	●		
12	●	●	●	●	●	●	
14	●	●	●	●	●	●	
16	●	●	●	●	●	●	●
18	●	●	●	●	●	●	●
20	●	●	●	●	●	●	●
22	●	●	●	●	●	●	●
25	●	●	●	●	●	●	●
30	●	●	●	●	●	●	●
35	●	●	●	●	●	●	●
40	●	●	●	●	●	●	●

CLICK HERE TO RETURN TO THE CONTENTS PAGE ❯

FLANGED TX BUTTONS ISO 7380-2

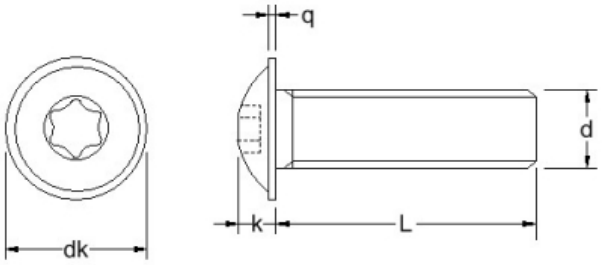

Material grades: A2:●

dk (Max)	6.9	9.4	11.8	13.6	17.8	21.9	26
k	1.65	2.2	2.75	3.3	4.4	5.5	6.6
Pitch	0.5	0.7	0.8	1.0	1.25	1.5	1.75
q	0.7	0.8	1.0	1.2	1.5	2.0	2.4

Length/dim	M3	M4	M5	M6	M8	M10	M12
45	●	●	●	●	●	●	●
50	●	●	●	●	●	●	●
55		●	●	●	●	●	●
60		●	●	●	●	●	●
65			●	●	●	●	●
70			●	●	●	●	●
75			●	●	●	●	●
80			●	●	●	●	●
90				●	●	●	●
100				●	●	●	●
110				●	●	●	●
120				●	●	●	●

CLICK HERE TO RETURN TO THE CONTENTS PAGE ❯

SLOTTED SPRING PINS DIN 1481/ISO 8752

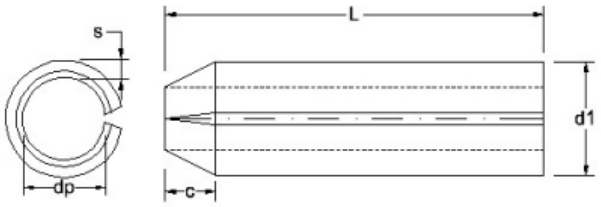

Material grades: A2:●

c	0.15	0.25	0.35	0.4	0.5	0.6	0.65	0.8	0.9	1.2	2.0	2.0	2.0	*			
d1 (Min)	1.2	1.7	2.3	2.8	3.3	3.8	4.4	4.9	5.4	6.4	8.5	10.5	12.5	*			
dp (Min)	0.8	1.1	1.5	1.8	2.1	2.3	2.8	2.9	3.4	3.9	5.5	6.5	7.5	*			
s	0.2	0.3	0.4	0.5	0.6	0.75	0.8	1.0	1.0	1.25	1.5	2.0	2.5	*			
Length/dim	**1.0**	**1.5**	**2.0**	**2.5**	**3.0**	**3.5**	**4.0**	**4.5**	**5.0**	**6.0**	**8.0**	**10**	**12**	**14**			
4	●	●	●	●	●	●	●										
5	●	●	●	●	●	●	●										
6	●	●	●	●	●	●	●		●								
8	●	●	●	●	●	●	●		●								
10	●	●	●	●	●	●	●	●	●	●	●	●					
12	●	●	●	●	●	●	●		●	●	●	●					
14	●	●	●	●	●	●	●	●	●	●	●	●					
16	●	●	●	●	●	●	●	●	●	●	●	●					
18	●	●	●	●	●	●	●	●	●	●	●	●					
20	●	●	●	●	●	●	●	●	●	●	●	●	●				
22			●	●	●	●	●	●	●	●	●	●					
24			●	●	●		●	●	●	●	●	●					
25					●	●	●		●								
26			●	●	●	●	●	●	●	●	●	●					
28			●	●	●	●	●	●	●	●	●	●					
30			●	●	●	●	●	●	●	●	●	●					

CLICK HERE TO RETURN TO THE CONTENTS PAGE ❯

SLOTTED SPRING PINS DIN 1481/ISO 8752

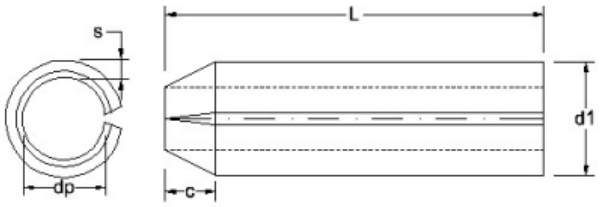

Material grades: A2: ●

c	0.15	0.25	0.35	0.4	0.5	0.6	0.65	0.8	0.9	1.2	2.0	2.0	2.0	*			
d1 (Min)	1.2	1.7	2.3	2.8	3.3	3.8	4.4	4.9	5.4	6.4	8.5	10.5	12.5	*			
dp (Min)	0.8	1.1	1.5	1.8	2.1	2.3	2.8	2.9	3.4	3.9	5.5	6.5	7.5	*			
s	0.2	0.3	0.4	0.5	0.6	0.75	0.8	1.0	1.0	1.25	1.5	2.0	2.5	*			
Length/dim	**1.0**	**1.5**	**2.0**	**2.5**	**3.0**	**3.5**	**4.0**	**4.5**	**5.0**	**6.0**	**8.0**	**10**	**12**	**14**			
32					●	●	●	●	●	●	●	●					
35									●								
36					●	●	●	●	●	●	●	●	●	●			
40					●	●	●	●	●	●	●	●	●				
45							●	●	●	●	●	●	●				
50							●	●	●	●	●	●	●				
55									●	●	●	●					
60									●	●	●	●	●				
65									●		●	●					
70									●	●	●	●	●				
75										●	●	●					
80										●	●	●					
85											●	●					
90											●	●					
95											●						
100											●	●					

CLICK HERE TO RETURN TO THE CONTENTS PAGE ❯

SLOTTED SPRING PINS DIN 1481/ISO 8752

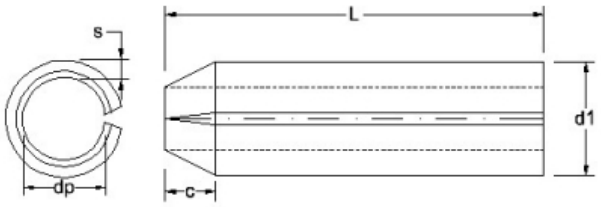

Material grades: A2:●

c	0.15	0.25	0.35	0.4	0.5	0.6	0.65	0.8	0.9	1.2	2.0	2.0	2.0	*			
d1 (Min)	1.2	1.7	2.3	2.8	3.3	3.8	4.4	4.9	5.4	6.4	8.5	10.5	12.5	*			
dp (Min)	0.8	1.1	1.5	1.8	2.1	2.3	2.8	2.9	3.4	3.9	5.5	6.5	7.5	*			
s	0.2	0.3	0.4	0.5	0.6	0.75	0.8	1.0	1.0	1.25	1.5	2.0	2.5	*			
Length/dim	**1.0**	**1.5**	**2.0**	**2.5**	**3.0**	**3.5**	**4.0**	**4.5**	**5.0**	**6.0**	**8.0**	**10**	**12**	**14**			
120												●					

CLICK HERE TO RETURN TO THE CONTENTS PAGE ❯

TX CAP SCREWS ISO 14579

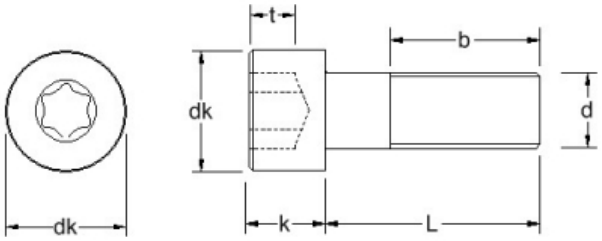

Material grades: A2:●

b (Max) = L	16	17	18	20	22	24	28
dk	3.8	4.5	5.5	7.0	8.5	10	13
k (Max)	2.0	2.5	3	4	5	6	8
Pitch	0.4	0.45	0.5	0.7	0.8	1.0	1.25
t (Min)	1.0	1.1	1.3	2.0	2.5	3	4

Length/dim	M2	M2.5	M3	M4	M5	M6	M8
3	●	●					
4	●	●	●				
5	●	●	●	●			
6	●	●	●	●	●	●	
8	●	●	●	●	●	●	
10	●	●	●	●	●	●	
12	●	●	●	●	●	●	
14	●	●	●	●	●	●	
16	●	●	●	●	●	●	●
18	●	●	●	●	●	●	●
20	●	●	●	●	●	●	●
22			●	●	●	●	●
25			●	●	●	●	●
30			●	●	●	●	●
35				●	●	●	●

CLICK HERE TO RETURN TO THE CONTENTS PAGE ❯

TX CAP SCREWS ISO 14579

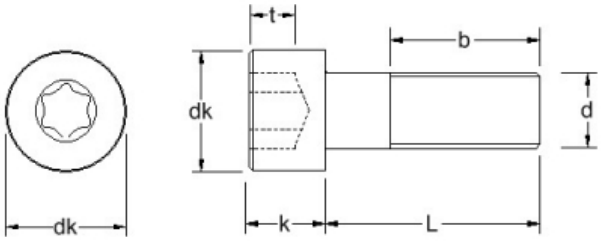

Material grades: A2:●

b (Max) = L	16	17	18	20	22	24	28
dk	3.8	4.5	5.5	7.0	8.5	10	13
k (Max)	2.0	2.5	3	4	5	6	8
Pitch	0.4	0.45	0.5	0.7	0.8	1.0	1.25
t (Min)	1.0	1.1	1.3	2.0	2.5	3	4
Length/dim	**M2**	**M2.5**	**M3**	**M4**	**M5**	**M6**	**M8**
40				●	●	●	●
45				●	●	●	●
50				●	●	●	●
60				●	●	●	●

CLICK HERE TO RETURN TO THE CONTENTS PAGE ❯

TX LOW HEAD CAP SCREWS ISO 14580

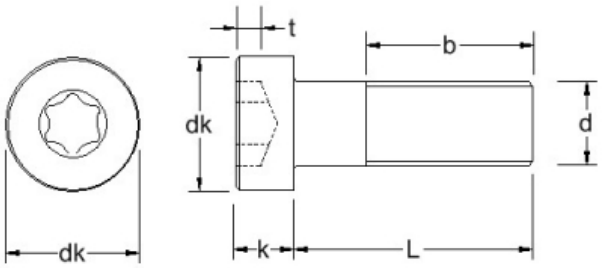

Material grades: A2:●

b (Max) = L	25	25	25	38	38	38	38										
dk (Max)	3.8	4.5	5.5	7.0	8.5	10	13										
k (Max)	1.55	1.85	2.4	3.1	3.65	4.4	5.8										
Pitch	0.4	0.45	0.5	0.7	0.8	1.0	1.25										
t (Max)	0.84	0.91	1.27	1.66	1.91	2.29	3.05										
Length/dim	**M2**	**M2.5**	**M3**	**M4**	**M5**	**M6**	**M8**										
3	●	●															
4	●	●	●														
5	●	●	●														
6	●	●	●	●													
8	●	●	●	●	●	●											
10	●	●	●	●	●	●	●										
12	●	●	●	●	●	●	●										
16	●	●	●	●	●	●	●										
20	●	●	●	●	●	●	●										
25			●	●	●	●	●										
30			●	●	●	●	●										
35			●	●	●	●	●										
40			●	●	●	●	●										
45			●	●	●	●	●										
50			●	●	●	●	●										

CLICK HERE TO RETURN TO THE CONTENTS PAGE ❯

TX LOW HEAD CAP SCREWS ISO 14580

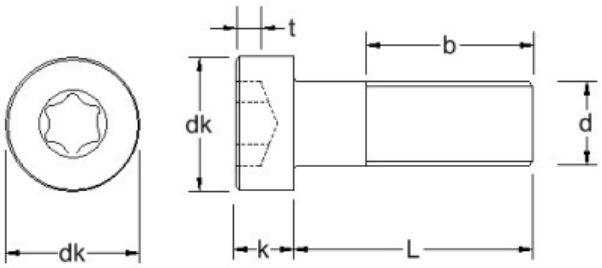

Material grades: A2:●

b (Max) = L	25	25	25	38	38	38	38
dk (Max)	3.8	4.5	5.5	7.0	8.5	10	13
k (Max)	1.55	1.85	2.4	3.1	3.65	4.4	5.8
Pitch	0.4	0.45	0.5	0.7	0.8	1.0	1.25
t (Max)	0.84	0.91	1.27	1.66	1.91	2.29	3.05

Length/dim	M2	M2.5	M3	M4	M5	M6	M8
55					●	●	●
60					●	●	●
65						●	●
70						●	●
75							●
80							●

CLICK HERE TO RETURN TO THE CONTENTS PAGE ❯

DOME RIVETS ISO 15983

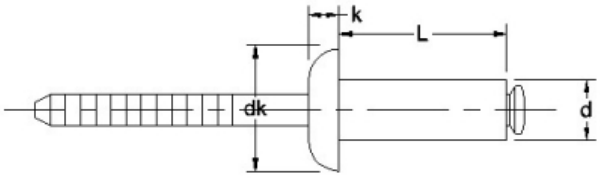

Material grades: A2:● A4: ▲

dk (Max)	5	6.3	6.7	8.4	10.1	10.5	12	13
k	0.55	1.3	1.3	1.7	2	2.1	2.5	2.6
Shear	1000	1800	1900	2700	4000	4700	5700	6500
Tensile	1500	2200	2500	3500	5000	5800	7500	8850
Length/dim	**2.4**	**3.0**	**3.2**	**4.0**	**4.8**	**5.0**	**6.0**	**6.4**
4	●							
6	●	●▲	●▲	●▲	●▲			
8	●	●▲	●▲	●▲	●▲	●▲	●	
10		●▲	●▲	●▲	●▲	●▲	●	●
12		●▲	●▲	●▲	●▲	●▲	●	●▲
14		●▲	●▲	●▲	●▲	●▲	●	●▲
15								●
16		●▲	●▲	●▲	●▲	●▲	●	●▲
18			●▲	●▲	●▲	●▲	●	●▲
20				●▲	●▲	●▲	●	●▲
22						●		●
24					●▲	●		
25				●▲	●▲	●▲	●	●▲
26					●	●		
30					●▲	●▲	●	●
35					●	●	●	●

CLICK HERE TO RETURN TO THE CONTENTS PAGE ❯

DOME RIVETS ISO 15983

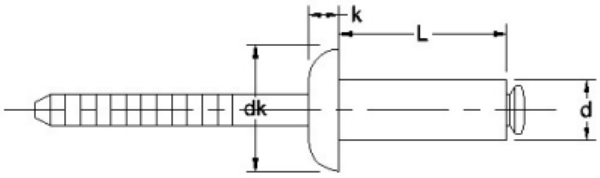

Material grades: A2:● A4: ▲

dk (Max)	5	6.3	6.7	8.4	10.1	10.5	12	13									
k	0.55	1.3	1.3	1.7	2	2.1	2.5	2.6									
Shear	1000	1800	1900	2700	4000	4700	5700	6500									
Tensile	1500	2200	2500	3500	5000	5800	7500	8850									
Length/dim	**2.4**	**3.0**	**3.2**	**4.0**	**4.8**	**5.0**	**6.0**	**6.4**									
40					●	●▲	●	●									

CLICK HERE TO RETURN TO THE CONTENTS PAGE ❯

COUNTERSUNK HEAD RIVETS ISO 15984

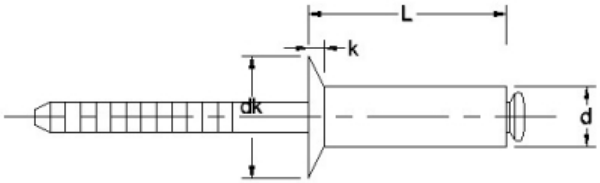

Material grades: A2:●

dk (Max)	6.3	6.7	8.4	10.1	10.5
k	1.3	1.3	1.7	2	2.1
Shear	1800	1900	2700	4000	4700
Tensile	2200	2500	3500	5000	5800

Length/dim	3.0	3.2	4.0	4.8	5.0
6	●	●			
8	●	●	●	●	●
10	●	●	●	●	●
12	●	●	●	●	●
14			●	●	●
16			●	●	●
18			●	●	●
20			●	●	●
21				●	
25				●	●
30				●	●

CLICK HERE TO RETURN TO THE CONTENTS PAGE ❯

SEALED DOME RIVETS ISO 16585

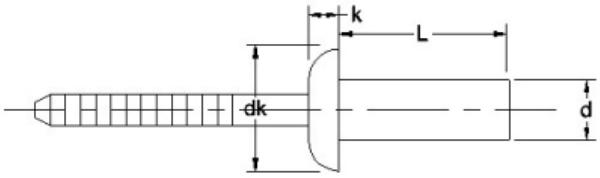

Material grades: A2:●

dk (Max)	6.7	8.4	10.1	13.4
k	1.3	1.7	2	2.7
Shear	2000	3000	4000	6000
Tensile	2200	3500	4400	8000

Length/dim	3.2	4.0	4.8	6.4
6	●	●		
8	●	●	●	
9.5	●	●	●	
10	●	●	●	
12	●	●	●	●
14	●	●	●	●
16		●	●	●
20			●	●

CLICK HERE TO RETURN TO THE CONTENTS PAGE ❯

SLOT MUSHROOM MACHINE SCREWS NF E 27-128

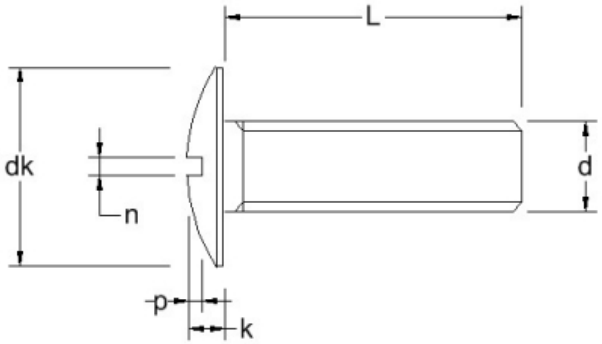

Material grades: A2:●

dk	6.9	10	12.5	15	20
k(Max)	2.0	2.2	2.7	3.3	4.4
n	0.80	1.0	1.2	1.6	2.0
Pitch	0.5	0.7	0.8	1.0	1.25
p (Min)	0.95	1.0	1.2	1.44	1.92

Length/dim	M3	M4	M5	M6	M8
5	●				
6	●				
8	●	●	●	●	
10	●	●	●	●	
12	●	●	●	●	●
16	●	●	●	●	●
20	●	●	●	●	●
25	●	●	●	●	●
30	●	●	●	●	●
35	●	●	●	●	●
40	●	●	●	●	●
45	●	●	●	●	●
50	●	●	●	●	●
60		●	●	●	●
70		●	●	●	●

CLICK HERE TO RETURN TO THE CONTENTS PAGE ❯

SLOT MUSHROOM MACHINE SCREWS NF E 27-128

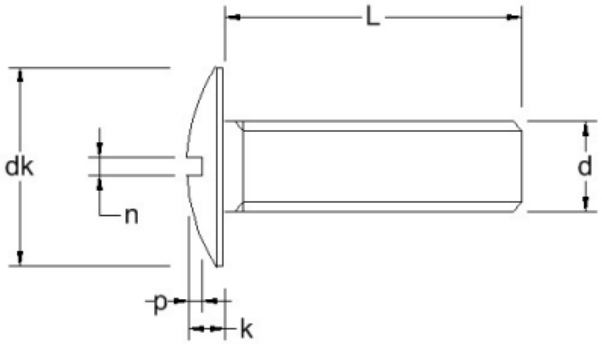

Material grades: A2: ●

dk	6.9	10	12.5	15	20
k(Max)	2.0	2.2	2.7	3.3	4.4
n	0.80	1.0	1.2	1.6	2.0
Pitch	0.5	0.7	0.8	1.0	1.25
p (Min)	0.95	1.0	1.2	1.44	1.92

Length/dim	M3	M4	M5	M6	M8
80			●	●	●
90			●	●	●
100			●	●	●

CLICK HERE TO RETURN TO THE CONTENTS PAGE ❯

SOLID METAL FINISHING WASHERS (NF E 27-619)

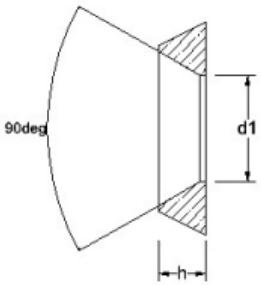

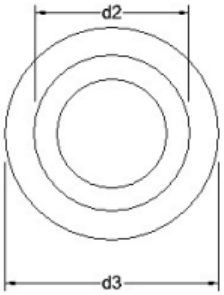

Material grades: A2:● A4: ▲

d1	3.5	4.3	5.3	6.4	8.5	11											
d2	6.5	8	10	12	16	20											
d3	9	11	14	16	22	28											
h	2	2.5	3	3.5	4.5	5.5											
Length/dim	**M3**	**M4**	**M5**	**M6**	**M8**	**M10**	**M12**										
	●▲	●▲	●▲	●▲	●▲	●▲	●▲										

CLICK HERE TO RETURN TO THE CONTENTS PAGE ❯

STAMPED METAL FINISHING WASHERS (NF E 27-619)

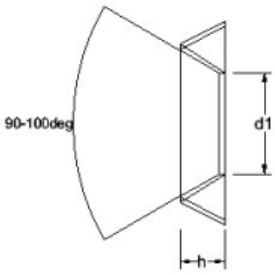

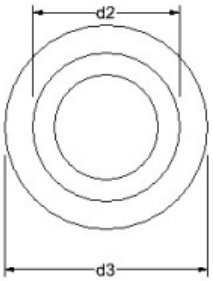

Material grades: A2:●

d1	3.5	4.3	5.3	6.4	8.5	11										
d2	6.5	8	10	12	16	20										
d3	9	11	14	16	22	28										
h	2	2.5	3	3.5	4.5	5.5										
Length/dim	**M3**	**M4**	**M5**	**M6**	**M8**	**M10**										
	●	●	●	●	●	●										

CLICK HERE TO RETURN TO THE CONTENTS PAGE ❯

AFNOR FLAT WASHERS (NF E 25-514) TYPE Z

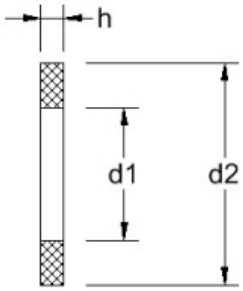

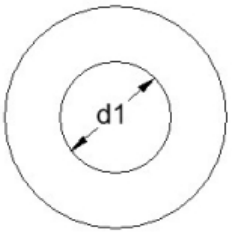

Material grades: A2:● A4: ▲

d1(Min)	2.2	2.7	3.2	4.3	5.3	6.4	8.4	10.5	13	17	21						
d2 (Max)	4	5	6	8	10	12	16	20	24	30	36						
h	0.5	0.5	0.8	0.8	1	1.2	1.5	2	2.5	3	3						
Length/dim	**M2**	**M2.5**	**M3**	**M4**	**M5**	**M6**	**M8**	**M10**	**M12**	**M16**	**M20**						
	●▲	●▲	●▲	●▲	●▲	●▲	●▲	●▲	●▲	●▲	●▲						

CLICK HERE TO RETURN TO THE CONTENTS PAGE ❯

AFNOR FLAT WASHERS (NF E 25-514) TYPE M

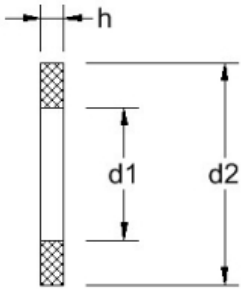

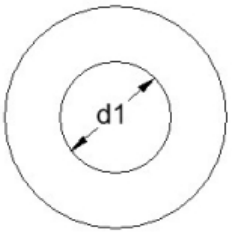

Material grades: A2:● A4: ▲

d1 (Min)	2.2	2.7	3.2	4.3	5.3	6.4	8.4	10.5	13	15	17	19	21	23	25	28	31
d2 (Max)	5.5	7	8	10	12	14	18	22	27	30	32	36	40	45	50	55	60
h	0.5	0.5	0.8	0.8	1.0	1.2	1.5	2.0	2.5	2.5	3	3	3	3	4	4	4
Length/dim	**M2**	**M2.5**	**M3**	**M4**	**M5**	**M6**	**M8**	**M10**	**M12**	**M14**	**M16**	**M18**	**M20**	**M22**	**M24**	**M27**	**M30**
	●▲	●▲	●▲	●▲	●▲	●▲	●▲	●▲	●▲	●▲	●▲	●▲	●▲	●▲	●▲	●▲	●▲

CLICK HERE TO RETURN TO THE CONTENTS PAGE ❯

AFNOR FLAT WASHERS (NF E 25-514) TYPE M

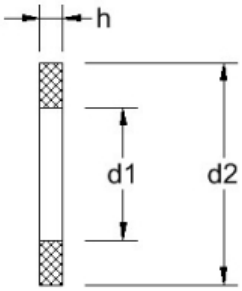

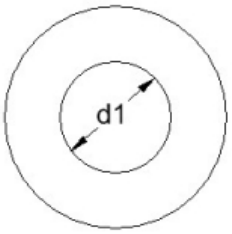

Material grades: A2:● A4: ▲

d1 (Min)	34	37															
d2 (Max)	65	70															
h	5	5															
Length/dim	**M33**	**M36**															
	●▲	●▲															

CLICK HERE TO RETURN TO THE CONTENTS PAGE ❯

AFNOR FLAT WASHERS (NF E 25-514) TYPE L

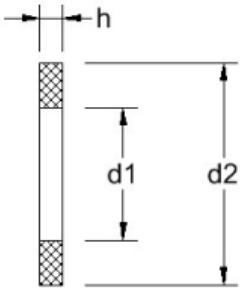

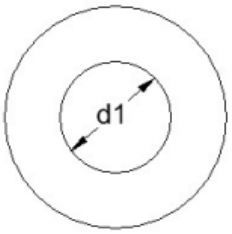

Material grades: A2:● A4: ▲

d1 (Min)	3.2	4.3	5.3	6.4	8.4	10.5	13	15	17	19	21						
d2 (Max)	12	14	16	18	22	27	32	36	40	45	50						
h	0.8	0.8	1.0	1.2	1.5	2.0	2.5	2.5	3.0	3.0	3.0						
Length/dim	**M3**	**M4**	**M5**	**M6**	**M8**	**M10**	**M12**	**M14**	**M16**	**M18**	**M20**						
	●▲	●▲	●▲	●▲	●▲	●▲	●▲	●▲	●▲	●▲	●▲						

CLICK HERE TO RETURN TO THE CONTENTS PAGE ❯

AFNOR FLAT WASHERS (NF E 25-514) TYPE LL

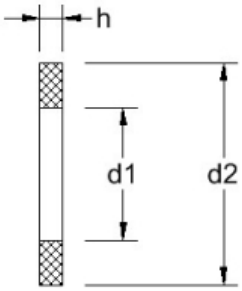

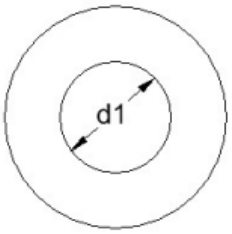

Material grades: A2:● A4: ▲

d1(Min)	3.2	4.3	5.3	6.4	8.4	10.5	13	17									
d2 (Max)	14	16	20	24	30	36	40	50									
h	0.5	0.8	1	1.2	1.5	2.0	2.5	3									
Length/dim	**M3**	**M4**	**M5**	**M6**	**M8**	**M10**	**M12**	**M16**									
	●▲	●▲	●▲	●▲	●▲	●▲	●▲	●▲									

CLICK HERE TO RETURN TO THE CONTENTS PAGE ❯

AFNOR SERRATED CONICAL SPRING WASHERS TYPE M (NF E 25-511)

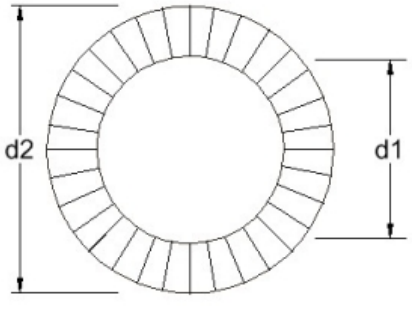

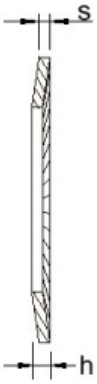

Material grades: A2:● A4: ▲

d1 (Max)	3.35	4.4	5.4	6.4	8.58	10.56	12.83	14.83	16.83	21.02							
d2	8	10	12	14	18	22	27	30	32	40							
h (Max)	1.0	1.4	1.8	2.1	2.35	2.75	3.1	3.7	4.1	4.9							
s	0.6	0.9	1.1	1.3	1.4	1.6	1.8	2.4	2.8	3.2							
Length/dim	**M3**	**M4**	**M5**	**M6**	**M8**	**M10**	**M12**	**M14**	**M16**	**M20**							
	●▲	●▲	●▲	●▲	●▲	●▲	●▲	●▲	●▲	●▲							

CLICK HERE TO RETURN TO THE CONTENTS PAGE ❯

POZI PAN POLYTECH 30

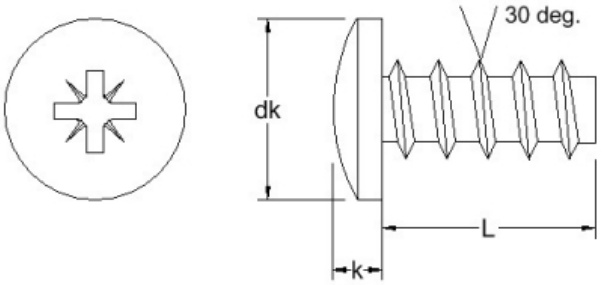

Material grades: A2:●

Drive	#1	#1	#2	#2
dk (Max)	3.9	5.3	6.1	7.0
k (Max)	1.5	2.0	2.5	2.7
Length/dim	**2.5**	**3.0**	**3.5**	**4.0**
6	●	●		
8	●	●	●	●
10		●	●	●
12		●	●	●
14		●	●	●
16		●	●	●
18		●	●	●
20		●	●	●
25			●	●

CLICK HERE TO RETURN TO THE CONTENTS PAGE ❯

PHILLIPS PAN HEAD POLYTECH 30

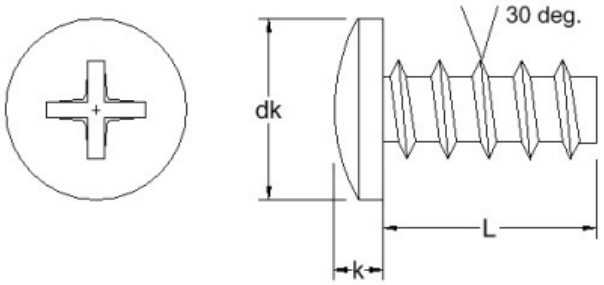

Material grades: A2:●

Drive	#1	#2	#2
dk (Max)	5.3	6.0	7.14
k (Max)	2.2	2.55	2.7
Length/dim	**3.0**	**3.5**	**4.0**
8	●	●	●
10	●	●	●
12	●	●	●
14	●	●	●
16	●	●	●
20	●	●	●
25	●	●	●

CLICK HERE TO RETURN TO THE CONTENTS PAGE ❯

POZI COUNTERSUNK POLYTECH 30

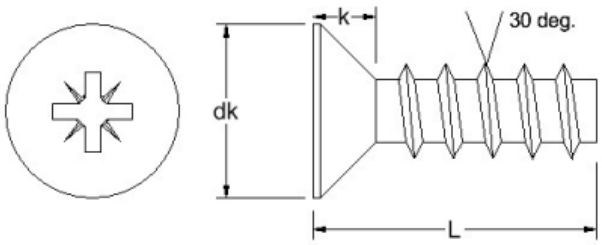

Material grades: A2:●

Drive	#1	#2	#2
dk (Max)	5.5	7.3	8.4
k (Max)	2.05	2.8	3.25
Length/dim	**3.0**	**3.5**	**4.0**
8	●	●	
10	●	●	●
12	●	●	●
14		●	●
16		●	●

CLICK HERE TO RETURN TO THE CONTENTS PAGE ❯

PHILLIPS COUNTERSUNK HEAD POLYTECH 30

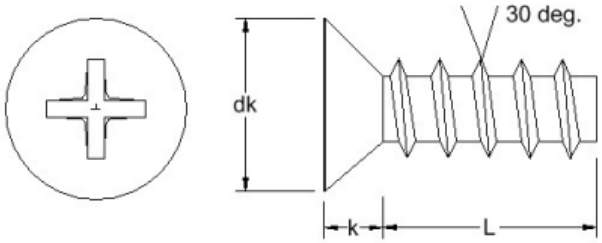

Material grades: A2:●

Drive	#1	#2	#2
dk (Max)	5.2	6.7	7.7
k (Max)	2.2	2.55	2.7
Length/dim	**3.0**	**3.5**	**4.0**
8	●	●	●
10	●	●	●
12	●	●	●
14	●	●	●
16	●	●	●

CLICK HERE TO RETURN TO THE CONTENTS PAGE ❯

TX PAN POLYTECH 30

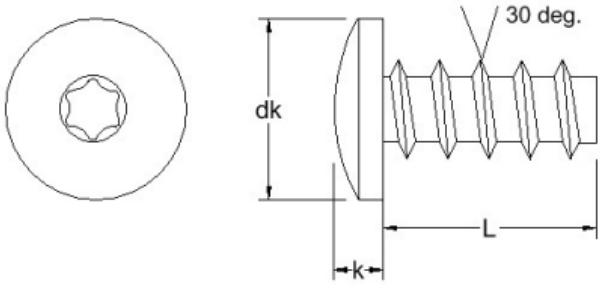

Material grades: A2:●

Drive	TX7	TX10	TX10	TX20	TX20
dk (Max)	4.2	5.6	6.9	7.5	8.2
k (Max)	1.6	2.1	2.3	2.6	2.9
Length/dim	**2.5**	**3.0**	**3.5**	**4.0**	**5.0**
6	●	●			
8	●	●	●	●	
10		●	●	●	●
12		●	●	●	●
14		●	●	●	
16		●	●	●	●
18		●	●	●	
20		●	●	●	●
25				●	●
30					●

CLICK HERE TO RETURN TO THE CONTENTS PAGE ❯

TX COUNTERSUNK POLYTECH 30

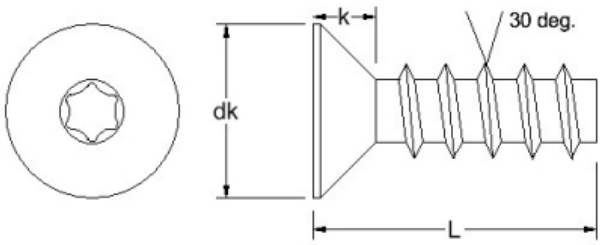

Material grades: A2:●

Drive	TX10	TX10	TX20	TX20
dk (Max)	5.5	7.3	8.4	9.3
k (Max)	2.05	2.80	3.25	3.40
Length/dim	**3.0**	**3.5**	**4.0**	**5.0**
6	●			
8	●	●		
10	●	●	●	●
12	●	●	●	●
16	●	●	●	●
20			●	●
25				●

CLICK HERE TO RETURN TO THE CONTENTS PAGE ❯

POZI FLANGED POLYTECH 30

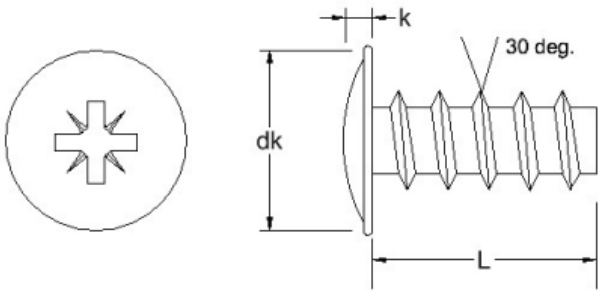

Material grades: A2:●

Drive	#1	#2	#2
dk (Max)	6.0	7.0	8.0
k (Max)	2.1	2.4	2.5
Length/dim	**3.0**	**3.5**	**4.0**
8	●		
10	●	●	●
12	●	●	●
14	●	●	●
16		●	●

CLICK HERE TO RETURN TO THE CONTENTS PAGE ❯

TX FLANGED POLYTECH 30

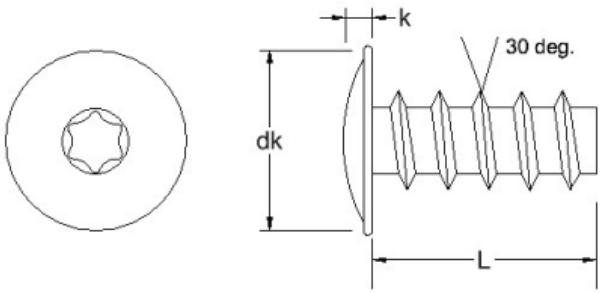

Material grades: A2:●

Drive	T10	T10	T20	T20
dk (Max)	6.0	7.0	8.0	10
k (Max)	2.1	2.4	2.5	3.2
Length/dim	**3.0**	**3.5**	**4.0**	**5.0**
8	●			
10	●	●	●	
12	●	●	●	●
14	●	●	●	●
16		●	●	●

CLICK HERE TO RETURN TO THE CONTENTS PAGE ❯

POZI PAN POLYFIX 45

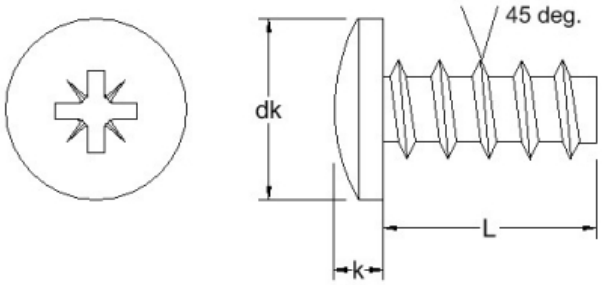

Material grades: A2:●

Drive	#1	#1	#1	#2
dk (Max)	4.0	5.0	6.0	7.0
k (Max)	1.6	1.95	2.3	2.45
Length/dim	**2.5**	**3.0**	**3.5**	**4.0**
6	●	●	●	
8	●	●	●	●
10	●	●	●	●
12	●	●	●	●
16		●	●	●
20		●	●	●
25			●	●

CLICK HERE TO RETURN TO THE CONTENTS PAGE ❯

POZI COUNTERSUNK POLYFIX 45

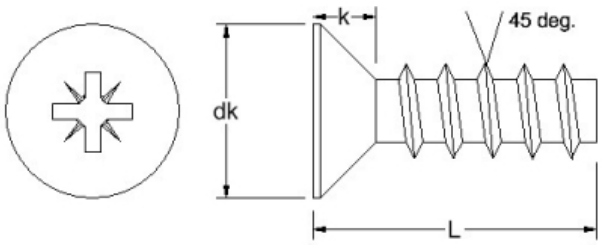

Material grades: A2: ●

Drive	#1	#1	#2
dk (Max)	5.5	6.3	7.35
k (Max)	1.60	1.65	1.90
Length/dim	**3.0**	**3.5**	**4.0**
6		●	
8	●	●	●
10	●	●	●
12	●	●	●
16	●	●	●
20	●	●	●

CLICK HERE TO RETURN TO THE CONTENTS PAGE ❯

TX PAN POLYFIX 45

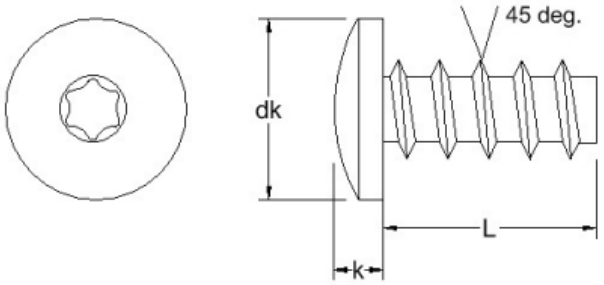

Material grades: A2: ●

Drive	TX8	TX10	TX15
dk (Max)	5.0	6.0	7.0
k (Max)	1.95	2.3	2.45
Length/dim	**3.0**	**3.5**	**4.0**
6	●	●	●
8	●	●	●
10	●	●	●
12	●	●	●
16	●	●	●
20	●	●	●

CLICK HERE TO RETURN TO THE CONTENTS PAGE ❯

TX COUNTERSUNK POLYFIX 45

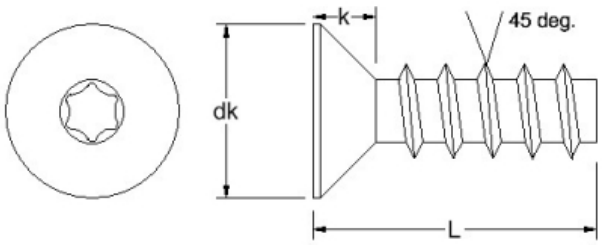

Material grades: A2: ●

Drive	TX8	TX10	TX15
dk (Max)	5.5	6.3	7.35
k (Max)	1.60	1.65	1.90
Length/dim	**3.0**	**3.5**	**4.0**
6	●	●	
8	●	●	●
10	●	●	●
12	●	●	●
16	●	●	●
20	●	●	●

CLICK HERE TO RETURN TO THE CONTENTS PAGE ❯

POZI FLANGED POLYFIX 45

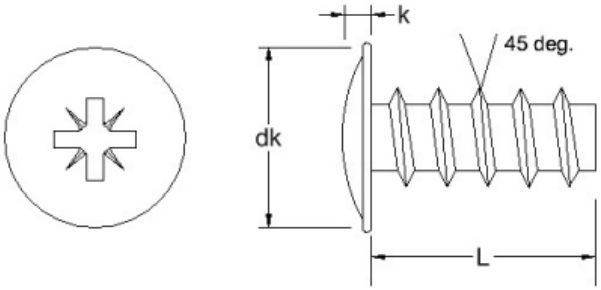

Material grades: A2:●

Drive	#1	#2	#2
dk (Max)	6.0	8.0	9.6
k (Max)	1.60	2.00	2.30
Length/dim	**3.5**	**4.0**	**5.0**
6	●		
8	●	●	
10	●	●	
12	●	●	
16	●	●	●
20	●	●	●
25	●	●	●

CLICK HERE TO RETURN TO THE CONTENTS PAGE ❯

PIN TX BUTTON SCREWS

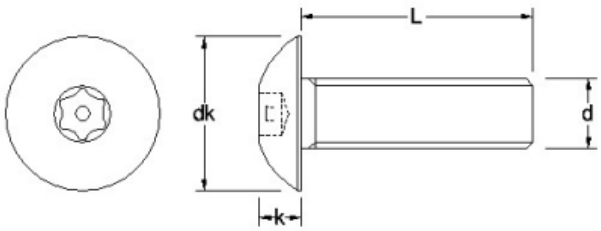

Material grades: A2:●

dk	5.5	7.4	9.3	10.4	13.7	17											
k	1.6	2.1	2.7	3.2	4.3	5.8											
Pitch	0.5	0.7	0.8	1.0	1.25	1.5											
Length/dim	**M3**	**M4**	**M5**	**M6**	**M8**	**M10**											
6	●	●															
8	●	●	●	●													
10	●	●	●	●	●												
12	●	●	●	●	●												
16	●	●	●	●	●	●											
20	●	●	●	●	●	●											
25	●	●	●	●	●	●											
30	●	●	●	●	●	●											
35		●	●		●	●											
40		●	●	●	●	●											
45		●	●														
50		●	●	●	●	●											
60		●	●	●	●	●											
65						●											
70					●	●											
75					●												
80				●	●	●											

CLICK HERE TO RETURN TO THE CONTENTS PAGE ❯

PIN TX BUTTON SCREWS

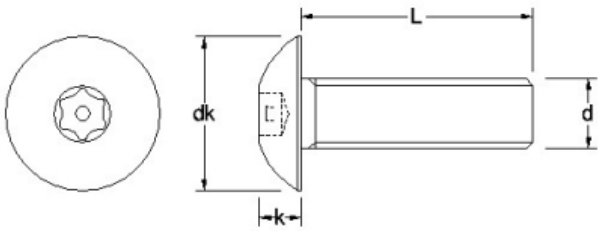

Material grades: A2:●

dk	5.5	7.4	9.3	10.4	13.7	17											
k	1.6	2.1	2.7	3.2	4.3	5.8											
Pitch	0.5	0.7	0.8	1.0	1.25	1.5											
Length/dim	**M3**	**M4**	**M5**	**M6**	**M8**	**M10**											
100					●												

CLICK HERE TO RETURN TO THE CONTENTS PAGE ❯

PIN TX COUNTERSUNK SCREWS



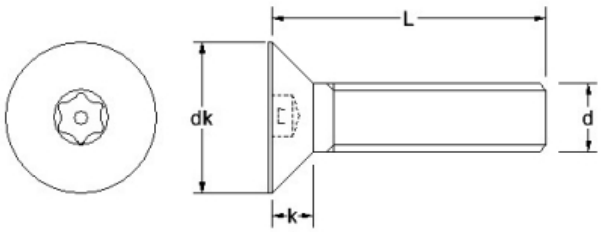

Material grades: A2:●

dk	5.6	7.8	9.8	11.6	15.2	17.4
k	2	2.3	2.8	3.3	5	5.1
Pitch	0.5	0.7	0.8	1.0	1.25	1.5
Length/dim	**M3**	**M4**	**M5**	**M6**	**M8**	**M10**
6	●	●				
8	●	●	●	●		
10	●	●	●	●		
12	●	●	●	●		
16	●	●	●	●	●	
20	●	●	●	●	●	
25	●	●	●	●	●	●
30		●	●	●	●	
35						●
40		●	●	●	●	●
50		●	●	●	●	●
55					●	
60			●	●	●	●
70		●		●		
80			●	●	●	●

CLICK HERE TO RETURN TO THE CONTENTS PAGE ❯

PIN TX RAISED COUNTERSUNK SCREWS

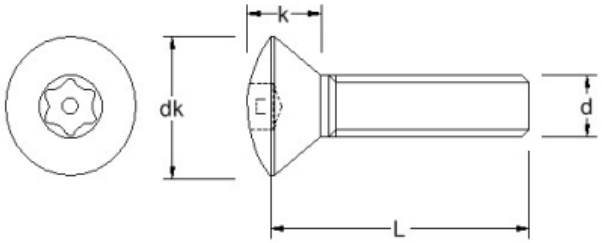

Material grades: A2: ●

dk	6.4																
k	1.8																
Pitch	0.60																
Length/dim	**M3.5**																
12	●																
20	●																
25	●																
30	●																
35	●																
40	●																
50	●																
75	●																

CLICK HERE TO RETURN TO THE CONTENTS PAGE ❯

PIN TX BUTTON SELF TAPPING SCREWS

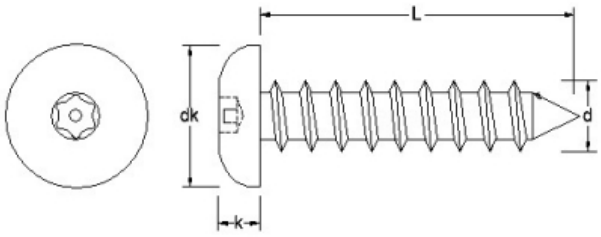

Material grades: A2:●

dk	6.7	7.4	9.3	10.2	11
k	2.6	2.2	2.6	3.1	3.4
Length/dim	**NO.6**	**NO.8**	**NO.10**	**NO.12**	**NO.14**
3/8	●	●			
1/2	●	●	●		
5/8	●	●	●		
3/4	●	●	●		●
1	●	●	●	●	●
1.1/4		●	●	●	●
1.1/2	●	●	●	●	●
2		●	●	●	●
2.1/2				●	
3				●	

CLICK HERE TO RETURN TO THE CONTENTS PAGE ❯

PIN TX COUNTERSUNK SELF TAPPING SCREWS

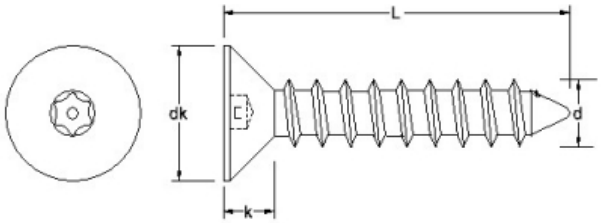

Material grades: A2:●

dk	4.9	6.6	7.9	9.3	10.6	12.4
k	1.5	2.1	2.5	3	3.4	3.8
Length/dim	**NO.4**	**NO.6**	**NO.8**	**NO.10**	**NO.12**	**NO.14**
1/2	●	●	●	●		
5/8		●	●	●		
3/4	●	●	●	●		●
1		●	●	●	●	●
1.1/4		●	●	●	●	●
1.1/2		●	●	●	●	●
2			●	●	●	●
2.1/2			●	●	●	
3				●	●	
4				●		

CLICK HERE TO RETURN TO THE CONTENTS PAGE ❯

PIN TX BARREL NUTS

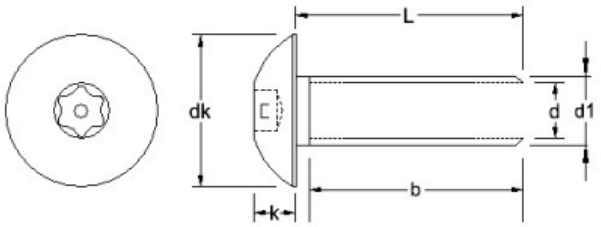

Material grades: A2: ●

b	6	6	9	20	12	25	14
d1	5.2	6.3	8	8	10	10	12.5
dk	9	10	12	12	14.3	14.3	18
k	2.8	3.3	4.4	4.4	5	5	5.8
L	9	10	12	25	16	30	20
Pitch	0.7	0.8	1.0	1.0	1.25	1.25	1.5
Length/dim	**M4**	**M5**	**M6**	**M6**	**M8**	**M8**	**M10**
10	●	●					
12			●				
16					●		
20							●
25				●			
30						●	

CLICK HERE TO RETURN TO THE CONTENTS PAGE ❯

PIN HEX BUTTON SCREWS

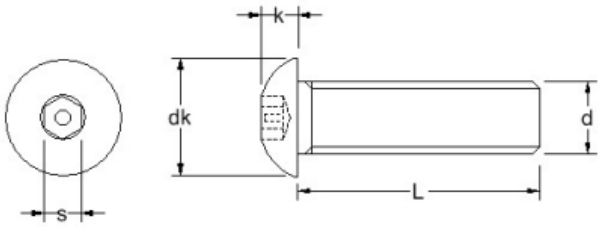

Material grades: A2:●

dk	5.5	7.4	9.3	10.3	13.7	17.1	20.4
k	1.5	2.2	2.7	3.2	4.4	5.6	6.5
Pitch	0.5	0.7	0.8	1.0	1.25	1.5	1.75
Length/dim	**M3**	**M4**	**M5**	**M6**	**M8**	**M10**	**M12**
8		●					
10	●	●	●	●			
12	●	●	●	●	●		
16	●	●	●	●	●	●	
20	●	●	●	●	●	●	●
25		●	●	●	●	●	●
30		●	●	●	●	●	●
35					●		
40		●	●	●	●	●	●
50			●	●	●	●	●
60			●	●	●	●	●
100						●	

CLICK HERE TO RETURN TO THE CONTENTS PAGE ❯

PIN HEX COUNTERSUNK SCREWS

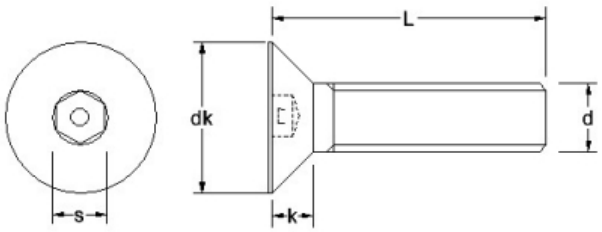

Material grades: A2: ●

dk	5.7	7.7	9.8	11.8	15.1	19.3	23.2
k	1.7	2.3	2.8	3.3	5	6.7	7.4
Pitch	0.5	0.7	0.8	1.0	1.25	1.5	1.75
Length/dim	**M3**	**M4**	**M5**	**M6**	**M8**	**M10**	**M12**
8		●	●	●			
10	●	●	●	●			
12	●	●	●	●	●		
16	●	●	●	●	●		
20	●	●	●	●	●	●	●
25		●	●	●	●	●	●
30		●	●	●	●	●	●
35					●		
40		●	●	●	●	●	●
50			●	●	●	●	●
60			●	●	●	●	

CLICK HERE TO RETURN TO THE CONTENTS PAGE ❯

PIN HEX RAISED COUNTERSUNK SCREWS

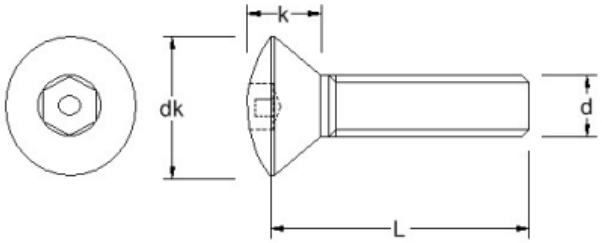

Material grades: A2:●

dk	6.4																
k	1.8																
Pitch	0.60																
Length/dim	**M3.5**																
12	●																
20	●																
25	●																
30	●																
40	●																
50	●																
60	●																

CLICK HERE TO RETURN TO THE CONTENTS PAGE ❯

PIN HEX BUTTON SELF TAPPING SCREWS

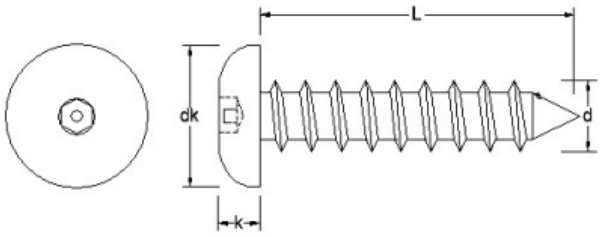

Material grades: A2:●

dk	6.7	7.4	9.3	10.3	11
k	2.5	2.1	2.6	3.2	3.4

Length/dim	NO.6	NO.8	NO.10	NO.12	NO.14
3/8	●				
1/2	●	●	●		
5/8	●	●	●		
3/4	●	●	●	●	●
1	●	●	●	●	●
1.1/4		●	●	●	●
1.1/2	●	●	●	●	●
2		●	●	●	●
2.1/2			●		

CLICK HERE TO RETURN TO THE CONTENTS PAGE ❯

PIN HEX COUNTERSUNK SELF TAPPING SCREWS

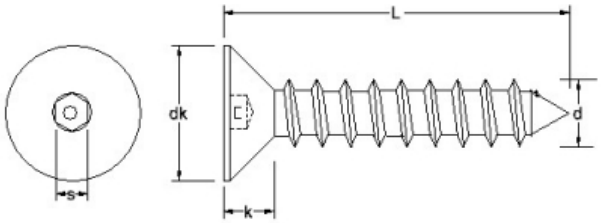

Material grades: A2: ●

dk	6.6	7.9	9.3	10.4	12.4
k	2.1	2.5	3	3.4	3.8

Length/dim	NO.6	NO.8	NO.10	NO.12	NO.14
3/8	●				
1/2	●	●	●		
5/8	●	●	●		
3/4	●	●	●	●	●
1	●	●	●	●	●
1.1/4		●	●	●	●
1.1/2	●	●	●	●	●
2		●	●	●	●
2.1/2			●		

CLICK HERE TO RETURN TO THE CONTENTS PAGE ❯

2HOLE PAN SCREWS

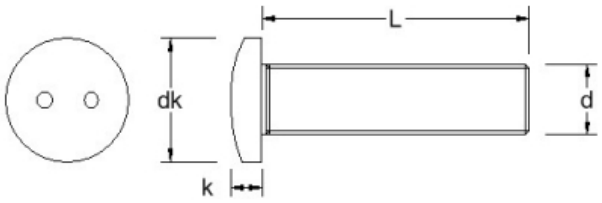

Material grades: A2: ●

dk	5.8	7.8	9.8	11.8
k	1.7	2.4	2.9	3.5
Pitch	0.5	0.7	0.8	1.0

Length/dim	M3	M4	M5	M6
6		●		
8			●	
10	●	●		
12	●	●	●	●
16	●	●	●	●
20		●	●	●
25		●	●	●
30			●	●
35				●
40				●
45				●
50				●

CLICK HERE TO RETURN TO THE CONTENTS PAGE ❯

2HOLE COUNTERSUNK SCREWS

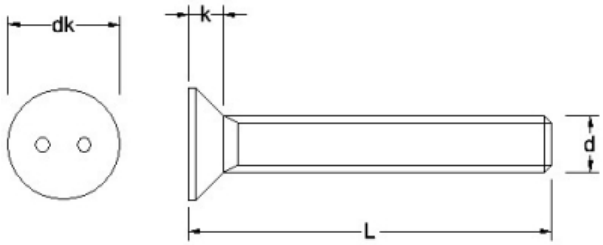

Material grades: A2: ●

dk	5.5	7.3	9.0	10.7
k	1.7	2.2	2.5	3.0
Pitch	0.5	0.7	0.8	1.0

Length/dim	M3	M4	M5	M6
8	●			
10	●	●		
12	●	●	●	●
16	●	●	●	●
20	●	●	●	●
25	●	●	●	●
30	●	●	●	●
35	●	●	●	
40				●

CLICK HERE TO RETURN TO THE CONTENTS PAGE ❯

2HOLE RAISED COUNTERSUNK SCREWS

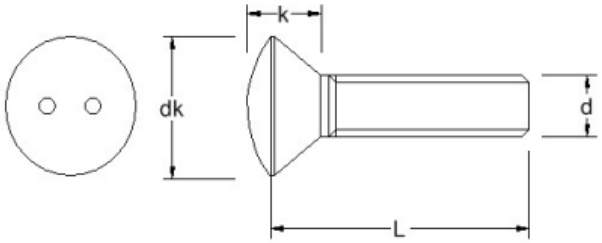

Material grades: A2: ●

dk	6.4																
k	1.9																
Pitch	0.60																
Length/dim	**M3.5**																
12	●																
25	●																
30	●																
40	●																
50	●																

CLICK HERE TO RETURN TO THE CONTENTS PAGE ❯

2HOLE PAN SELF TAPPING SCREWS

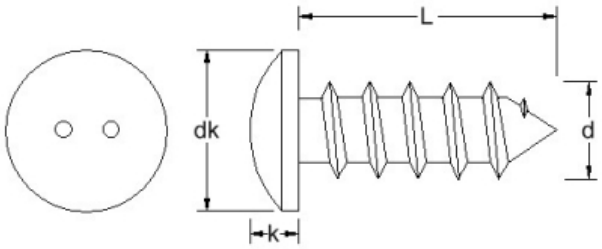

Material grades: A2:●

dk	5.4	6.7	8.0	9.2	10.5	12.2
k	1.6	2.0	2.3	2.7	3.1	3.5
Length/dim	**NO.4**	**NO.6**	**NO.8**	**NO.10**	**NO.12**	**NO.14**
3/8	●	●	●	●		
1/2	●	●	●	●	●	
5/8		●	●	●		●
3/4	●	●	●	●		●
1	●	●	●	●	●	●
1.1/4		●	●	●	●	●
1.1/2	●	●	●	●	●	●
2		●	●	●	●	●
2.1/2				●		

CLICK HERE TO RETURN TO THE CONTENTS PAGE ❯

2HOLE COUNTERSUNK SELF TAPPING SCREWS

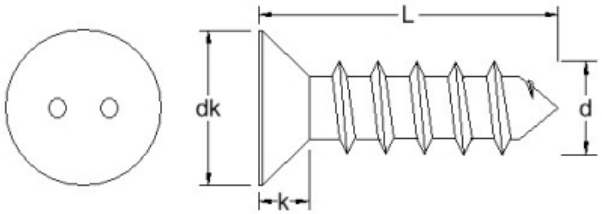

Material grades: A2:●

dk	5.5	6.6	7.8	8.9	10.1	12.3
k	1.7	2.1	2.5	3	3.4	3.9
Length/dim	**NO.4**	**NO.6**	**NO.8**	**NO.10**	**NO.12**	**NO.14**
3/8	●	●	●			
1/2	●	●	●	●		
5/8		●	●	●		●
3/4	●	●	●	●		●
1	●	●	●	●	●	●
1.1/4	●	●	●	●	●	●
1.1/2	●	●	●	●	●	●
2		●	●	●	●	●
2.1/2				●		

CLICK HERE TO RETURN TO THE CONTENTS PAGE ❯

POZI COUNTERSUNK CHIPBOARD SCREWS FULL THREAD



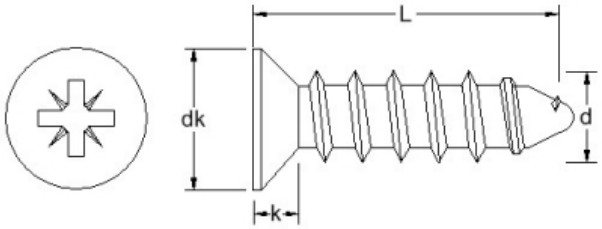

Material grades: A2:● A4: ▲

dk (Max)	6	7	8	9	10	12
k	1.5	1.75	2	2.25	2.5	3
Length/dim	**3.0**	**3.5**	**4.0**	**4.5**	**5.0**	**6.0**
12/12	●▲	●▲	●▲			
13/13		●	●▲			
14/14	●▲	▲	▲			
16/16	●▲	●▲	●▲	●▲		
20/20	●▲	●▲	●▲	●▲	●▲	●▲
25/25	●▲	●▲	●▲	●▲	●▲	●▲
30/30	●▲	●▲	●▲	●▲	●▲	●▲
35/35	●▲	●▲	●▲	●▲	●▲	●▲
40/40	●▲	●▲	●▲	●▲	●▲	●▲
45/45	▲	●▲	●▲	●▲	●▲	●▲
50/50	●▲	●▲	●▲	●▲	●▲	●▲
55/55			●▲	●▲	●▲	●▲
60/60			●▲	●▲	●▲	●▲
65/65			●▲	●▲	●▲	●▲
70/70			●▲	●▲	●▲	●▲
75/75			▲			
80/80			●	●▲	●▲	●▲
90/90					●▲	●▲

CLICK HERE TO RETURN TO THE CONTENTS PAGE ❯

POZI COUNTERSUNK CHIPBOARD SCREWS FULL THREAD



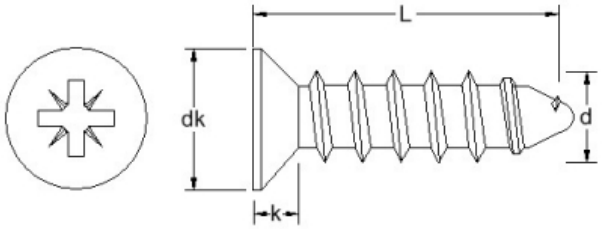

Material grades: A2:● A4: ▲

dk (Max)	6	7	8	9	10	12											
k	1.5	1.75	2	2.25	2.5	3											
Length/dim	**3.0**	**3.5**	**4.0**	**4.5**	**5.0**	**6.0**											
100/100					●▲	●▲											
110/110					●	●											
120/120					●	●▲											
130/130						●											
140/140						●▲											

CLICK HERE TO RETURN TO THE CONTENTS PAGE ❯

POZI COUNTERSUNK CHIPBOARD SCREWS

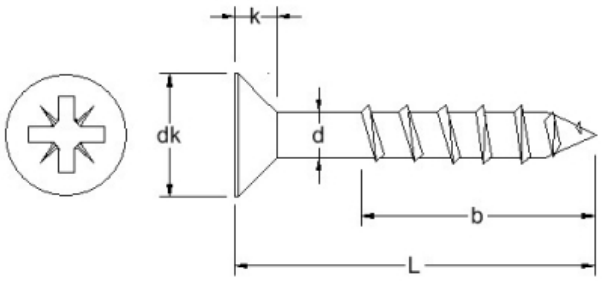

Material grades: A2:● A4: ▲

b (approx)	0.6 x L	0.6 x L	0.6 x L	0.6 x L	0.6 x L	0.6 x L
dk (Max)	6	7	8	9	10	12
k	1.5	1.75	2	2.25	2.5	3
Length/dim	**3.0**	**3.5**	**4.0**	**4.5**	**5.0**	**6.0**
25	▲	●▲	●▲	▲	▲	
30	●▲	●▲	●	●▲	●▲	
35	●▲	●▲	●▲	●▲	●▲	
40	●▲	●▲	●▲	●▲	●▲	●▲
45	▲		●▲	●▲	●▲	
50	●▲	●▲	●▲	●▲	●▲	●▲
55			●	●▲	●▲	
60			●▲	●▲	●▲	●▲
65					●▲	
70			●▲	●▲	●▲	●▲
80			●	●▲	●▲	●▲
90					●▲	●▲
100				●▲	●▲	●▲
110					●▲	●▲
120					●▲	●▲
140						●▲
150						●▲

CLICK HERE TO RETURN TO THE CONTENTS PAGE ❯

POZI COUNTERSUNK CHIPBOARD SCREWS

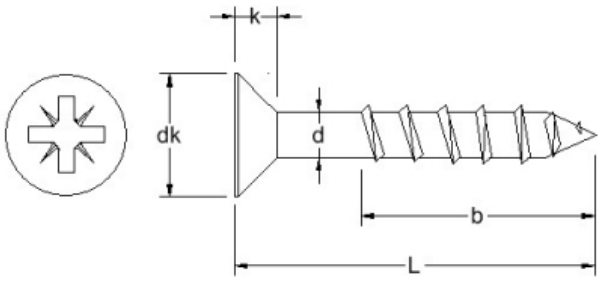

Material grades: A2:● A4: ▲

b (approx)	0.6 x L	0.6 x L	0.6 x L	0.6 x L	0.6 x L	0.6 x L
dk (Max)	6	7	8	9	10	12
k	1.5	1.75	2	2.25	2.5	3
Length/dim	**3.0**	**3.5**	**4.0**	**4.5**	**5.0**	**6.0**
160						●▲
180						●▲
200						●▲

CLICK HERE TO RETURN TO THE CONTENTS PAGE ❯

TX COUNTERSUNK CHIPBOARD SCREWS FULL THREAD

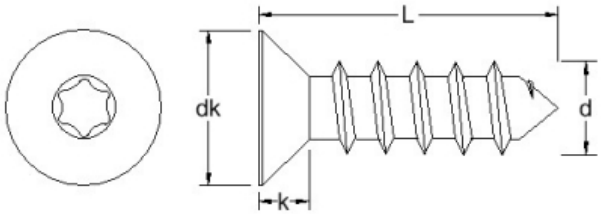

Material grades: A2:● A4: ▲

dk (Max)	6	7	8	9	10	12
k	1.5	1.75	2	2.25	2.5	3
Length/dim	**3.0**	**3.5**	**4.0**	**4.5**	**5.0**	**6.0**
10/10	●▲					
12/12	●	●				
13/13	●▲	●▲	●▲			
16/16	●▲	●▲	●▲			
20/20	●▲	●▲	●▲	●▲	●▲	
25/25	●▲	●▲	●▲	●▲	●▲	
30/30	●▲	●▲	●▲	●▲	●▲	●▲
35/35	●▲	●▲	●▲	●▲	●▲	●▲
40/40		●▲	●▲	●▲	●▲	●▲
45/45			●▲	●▲	●▲	●▲
50/50			●▲	●▲	●▲	●▲
55/55			●▲	●▲	●▲	●▲
60/60			●▲	●▲	●▲	●▲
70/70			●▲	●▲	●▲	●▲
80/80			●▲	●▲	●▲	●▲
90/90					●▲	●▲
100/100					●▲	●▲

CLICK HERE TO RETURN TO THE CONTENTS PAGE ❯

TX COUNTERSUNK CHIPBOARD SCREWS

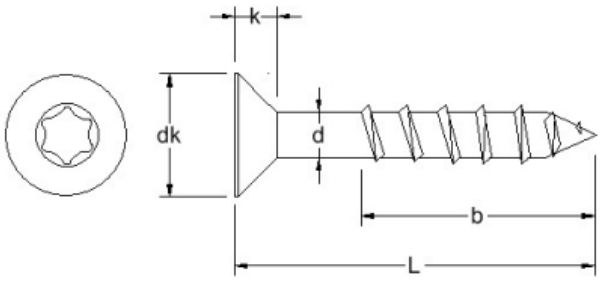

Material grades: A2:● A4: ▲

b (approx)	0.6 x L	0.6 x L	0.6 x L	0.6 x L	0.6 x L	0.6 x L	0.6 x L	55-105
dk (Max)	6	7	8	9	10	12	14	*
k	1.5	1.75	2	2.25	2.5	3	4	*
Length/dim	**3.0**	**3.5**	**4.0**	**4.5**	**5.0**	**6.0**	**8.0**	**10**
25	●▲	●▲	●▲	●	●			
30	●▲	●▲	●▲	●▲	●▲			
35	●	●▲	●▲	●▲	●▲			
40	●▲	●▲	●▲	●▲	●▲	●▲		
45		▲	●▲	●▲	●▲	●▲		
50		●▲	●▲	●▲	●▲	●▲		
60			●▲	●▲	●▲	●▲	●▲	●▲
70			●▲	●▲	●▲	●▲	●▲	
80				●▲	●▲	●▲	●▲	●▲
90					●▲	●▲	●▲	
100					●▲	●▲	●▲	●▲
110						●		
120					●▲	●▲	●▲	●▲
130						●		
140						●▲	●▲	●▲
150						●		
160						●▲	●▲	●▲

CLICK HERE TO RETURN TO THE CONTENTS PAGE ❯

TX COUNTERSUNK CHIPBOARD SCREWS

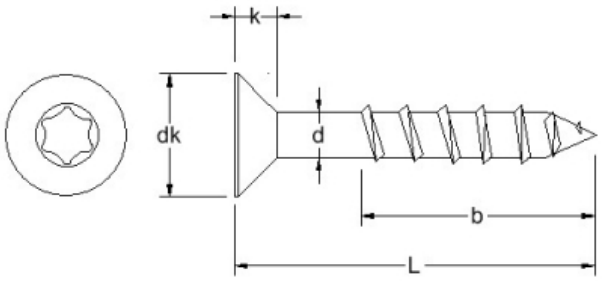

Material grades: A2:● A4: ▲

b (approx)	0.6 x L	0.6 x L	0.6 x L	0.6 x L	0.6 x L	0.6 x L	0.6 x L	55-105
dk (Max)	6	7	8	9	10	12	14	*
k	1.5	1.75	2	2.25	2.5	3	4	*
Length/dim	**3.0**	**3.5**	**4.0**	**4.5**	**5.0**	**6.0**	**8.0**	**10**
180						●▲	●▲	●▲
200						●▲	●▲	●▲
220						●	●▲	●▲
240						●	●▲	●▲
260						●	●▲	●▲
280						●	●▲	●▲
300						●	●▲	●▲
320								●
325							●	
340								●
350							●	
360								●
375							●	●

CLICK HERE TO RETURN TO THE CONTENTS PAGE ❯

TX COUNTERSUNK SELF DRILL CHIPBOARD SCREWS

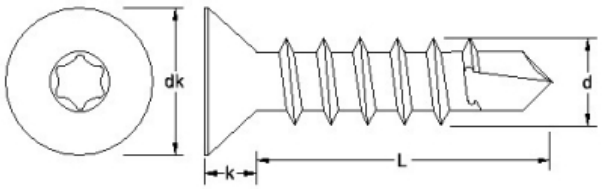

Material grades: A2:●

b (approx)	0.6 x L	0.6 x L	0.6 x L	0.6 x L
dk (Max)	8	9	10	12
k	2	2.25	2.5	3
Length/dim	**4.0**	**4.5**	**5.0**	**6.0**
30	●	●		
35	●	●		
40	●	●	●	●
45	●	●	●	●
50	●	●	●	●
55	●	●	●	●
60	●	●	●	●
65	●	●	●	●
70	●	●	●	●
80	●	●	●	●
90			●	●
100			●	●
120				●
140				●
160				●

CLICK HERE TO RETURN TO THE CONTENTS PAGE ❯

POZI PAN CHIPBOARD SCREWS FULL THREAD

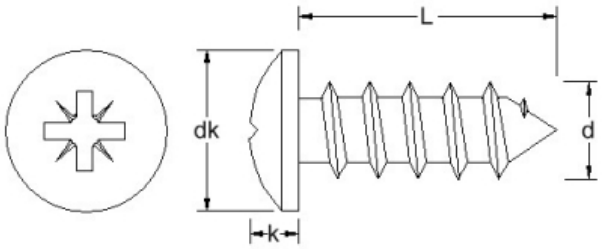

Material grades: A2:● A4: ▲

b (apporx)*	0.6 x L					
dk (Max)	6	7	8	9	10	12
k	1.6	1.8	2.1	2.9	3.3	3.8
Length/dim	**3.0**	**3.5**	**4.0**	**4.5**	**5.0**	**6.0**
10/10	●▲					
12/12	●▲	●▲	●▲			
13/13			●			
16/16	●▲	●▲	●▲	●		
20/20	●▲	●▲	●▲	●▲	●▲	●▲
25/25	●▲	●▲	●▲	●▲	●▲	●▲
30/30	●▲	●▲	●▲	●▲	●▲	●▲
35/35	●	●▲	●▲	●▲	●▲	●▲
40/40		●▲	●▲	●▲	●▲	●▲
45/45		●▲	●▲	●	●	●▲
50/50		●	●▲	●▲	●▲	●▲
55/55			●	●	●▲	●
60/60			●▲	●▲	●▲	●▲
65/65			●	●	●▲	●
70/70			●	●	●▲	●▲
75/75			●	●	●▲	●▲

CLICK HERE TO RETURN TO THE CONTENTS PAGE ❯

POZI PAN CHIPBOARD SCREWS FULL THREAD



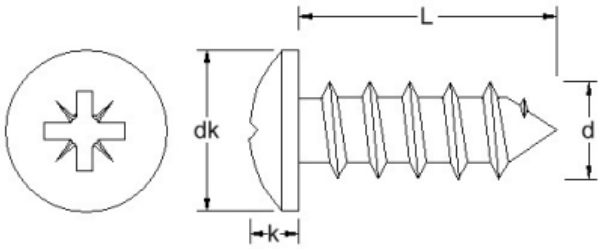

Material grades: A2:● A4: ▲

b (apporx)*	0.6 x L					
dk (Max)	6	7	8	9	10	12
k	1.6	1.8	2.1	2.9	3.3	3.8
Length/dim	**3.0**	**3.5**	**4.0**	**4.5**	**5.0**	**6.0**
80/80					●	●▲
90/90					●	●▲
100/100					●	●▲
110/110						●▲
120/120						●▲

CLICK HERE TO RETURN TO THE CONTENTS PAGE ❯

TX PAN CHIPBOARD SCREWS FULL THREAD

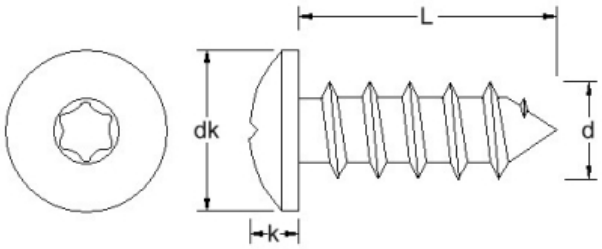

Material grades: A2:●

dk (Max)	6	7	8	9	10	12
k	1.6	1.8	2.1	2.9	3.3	3.8
Length/dim	**3.0**	**3.5**	**4.0**	**4.5**	**5.0**	**6.0**
10/10	●					
12/12	●	●	●			
16/16	●	●	●	●		
20/20	●		●	●	●	●
25/25	●	●	●	●	●	●
30/30	●	●	●	●	●	●
35/35	●	●	●	●	●	●
40/40		●	●	●	●	●
45/45		●	●	●	●	●
50/50		●	●	●	●	●
55/55					●	
60/60			●	●	●	●
70/70			●	●	●	●
80/80					●	●
90/90					●	●
100/100					●	●
110/110						●
120/120						●

CLICK HERE TO RETURN TO THE CONTENTS PAGE ❯

TX PAN CHIPBOARD SCREWS

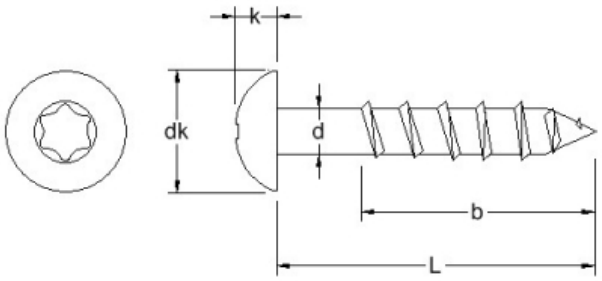

Material grades: A2:●

b (approx)*	0.6 x L	0.6 x L	0.6 x L	0.6 x L	0.6 x L
dk (Max)	7	8	9	10	12
k	1.8	2.1	2.9	3.3	3.8
Length/dim	**3.5**	**4.0**	**4.5**	**5.0**	**6.0**
25	●				
30	●	●	●	●	
35	●	●		●	
40	●	●	●	●	●
45	●	●	●	●	●
50	●	●	●	●	●
60		●	●	●	●
70		●	●	●	●
80				●	●
90				●	●
100				●	●
120					●

CLICK HERE TO RETURN TO THE CONTENTS PAGE ❯

POZI RAISED COUNTERSUNK CHIPBOARD SCREWS FULL THREAD

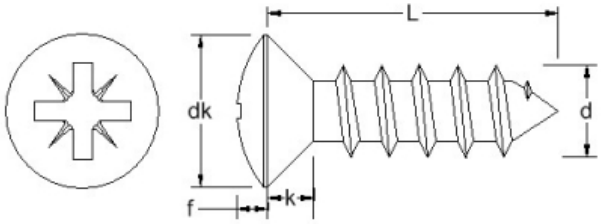

Material grades: A2:●

b (approx)*	0.6 x L	0.6 x L	0.6 x L	0.6 x L	0.6 x L	0.6 x L
dk (Max)	5.6	6.5	7.5	8.3	9.2	11
k	1.65	1.93	2.2	2.35	2.5	3
Length/dim	**3.0**	**3.5**	**4.0**	**4.5**	**5.0**	**6.0**
12/12	●					
16/16	●	●	●	●		
20/20	●	●	●	●		
25/25	●	●	●		●	●
30/30	●	●	●	●	●	●
35/35	●	●	●	●	●	●
40/40		●	●	●	●	●
45/45		●	●	●	●	●
50/50		●	●	●	●	●
60/60			●	●	●	●
65/65				●		
70/70			●	●	●	●
80/80					●	●
90/90					●	●
100/100					●	●
110/110						●
120/120						●

CLICK HERE TO RETURN TO THE CONTENTS PAGE ❯

POZI

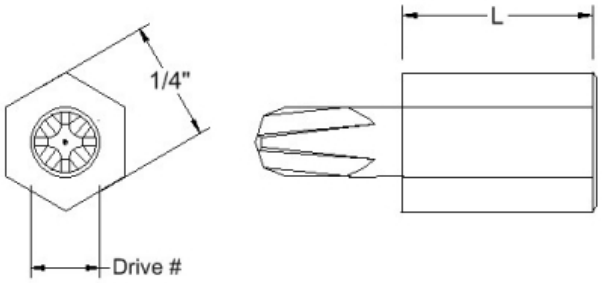

A/F	1/4	1/4	1/4	1/4	1/4												
L	25	25	25	25	25												
Length/dim	**NO.0**	**NO.1**	**NO.2**	**NO.3**	**NO.4**												
	●	●	●	●	●												

CLICK HERE TO RETURN TO THE CONTENTS PAGE ❯

PHILLIPS

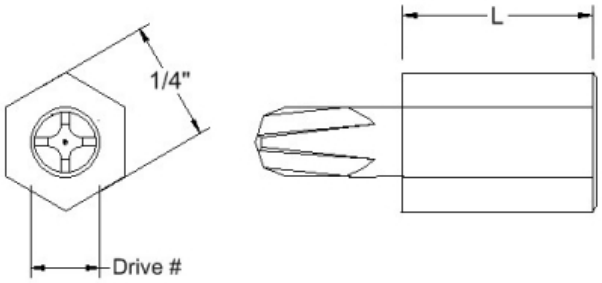

A/F	1/4	1/4	1/4	1/4	1/4												
L	25	25	25	25	25												
Length/dim	**NO.0**	**NO.1**	**NO.2**	**NO.3**	**NO.4**												
	●	●	●	●	●												

CLICK HERE TO RETURN TO THE CONTENTS PAGE ❯

PIN TX

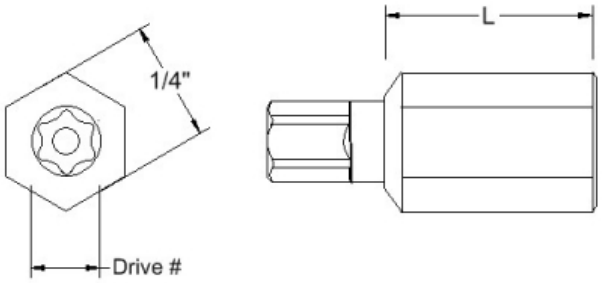

A/F	1/4	1/4	1/4	1/4	1/4	1/4	1/4	1/4									
L	25	25	25	25	25	25	25	25									
Length/dim	**TX10**	**TX15**	**TX20**	**TX25**	**TX27**	**TX30**	**TX40**	**TX45**									
	●	●	●	●	●	●	●	●									

CLICK HERE TO RETURN TO THE CONTENTS PAGE ❯

SQUARE

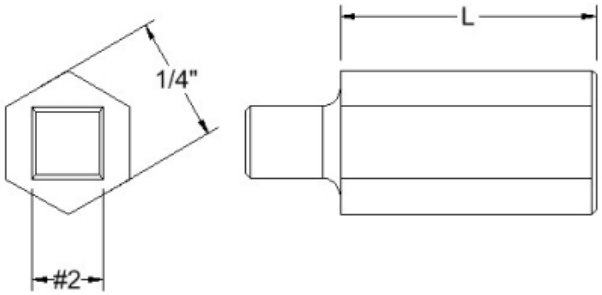

A/F	1/4																
L	50																
Length/dim	**NO.2**																
	●																

CLICK HERE TO RETURN TO THE CONTENTS PAGE

PIN HEX

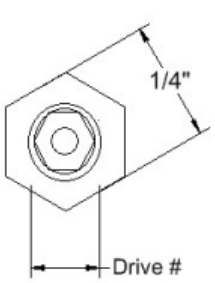

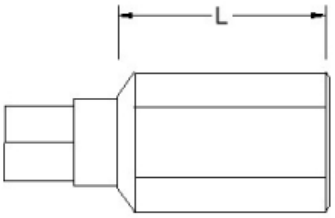

A/F	1/4	1/4	1/4	1/4	1/4	1/4											
L	25	25	25	25	25	25											
Length/dim	**HEX20**	**HEX30**	**HEX40**	**HEX50**	**HEX60**	**HEX80**											
	●	●	●	●	●	●											

CLICK HERE TO RETURN TO THE CONTENTS PAGE ❯

2HOLE

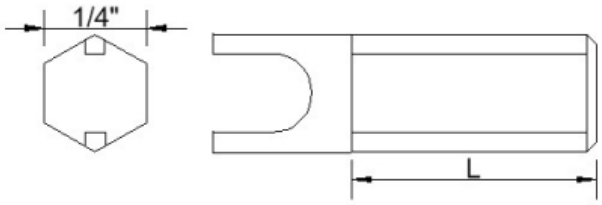

A/F	1/4	1/4	1/4	1/4	1/4	1/4											
L	25	25	25	25	25	25											
Length/dim	**TH3**	**TH4**	**TH5**	**TH6**	**TH7**	**TH8**											
	●	●	●	●	●	●											

CLICK HERE TO RETURN TO THE CONTENTS PAGE ❯

PIN HEX KEY WRENCH

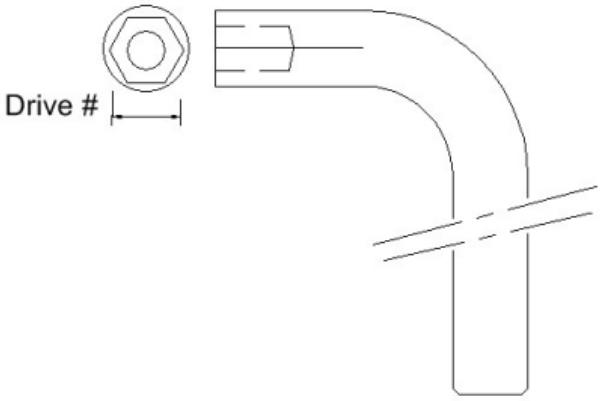

A/F	1/4	1/4	1/4	1/4	1/4	1/4											
Length/dim	HEX20	HEX30	HEX40	HEX50	HEX60	HEX80											
	●	●	●	●	●	●											

CLICK HERE TO RETURN TO THE CONTENTS PAGE ❯

PIN TX KEY WRENCH

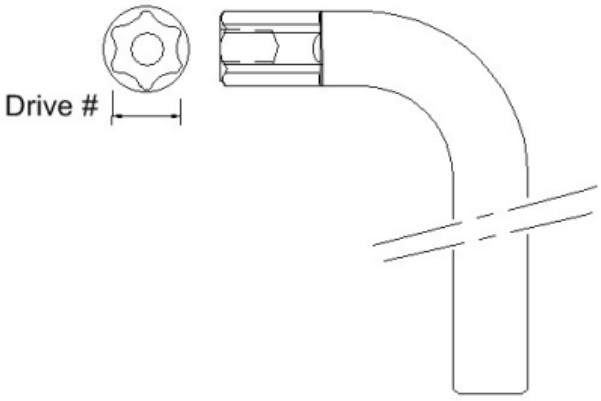

A/F	1/4	1/4	1/4	1/4	1/4	1/4	1/4	1/4									
Length/dim	**TX10**	**TX15**	**TX20**	**TX25**	**TX27**	**TX30**	**TX40**	**TX45**									
	●	●	●	●	●	●	●	●									

CLICK HERE TO RETURN TO THE CONTENTS PAGE ❯

SOCKET SHOULDER SCREWS

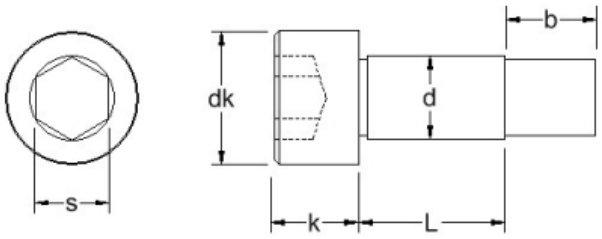

Material grades: A2:● 416:◆

b	4.0	5	6	11	11	12	16
dk	6.0	9.0	10	13	16	16	18
k	3.0	4.0	4.5	5.5	7	7	9
s	2	2.5	3	4	5	5	6
Thread	M3	M4	M5	M6	M6	M8	M10
Length/d	**4.0**	**5.0**	**6.0**	**8.0**	**10**	**10**	**12**
4	●◆	●◆	●◆				
5	●◆	●◆	●◆				
6	●◆	●◆	●◆	●◆			
8	●◆	●◆	●◆	●◆	●◆	●◆	
10	●◆	●◆	●◆	●◆	●◆	●◆	
12		●◆	●◆	●◆	●◆	●◆	●◆
14		●◆	●◆				
16		●◆	●◆	●◆	●◆	●◆	●◆
20		●◆	●◆	●◆			●◆
25	●	●◆	●◆				●◆
30		●◆	●◆				

CLICK HERE TO RETURN TO THE CONTENTS PAGE ❯

KNURLED SOCKET SHOULDER SCREWS

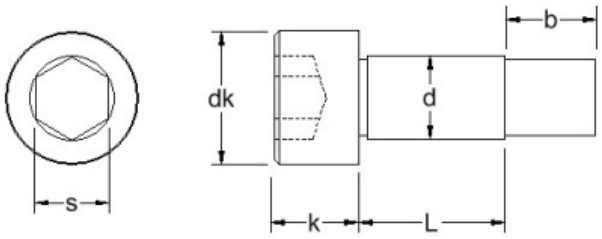

Material grades: A2:● A4: ▲

b	3.8	4.5	4.5	9.5	11	13	16	18	22								
dk	5.0	6.0	9.0	10	13	16	18	24	30								
k	2.0	3.0	4.0	4.5	5.5	7	9	11	14								
s	2.0	2	2.5	3	4	5	6	8	10								
Thread	M2	M3	M4	M5	M6	M8	M10	M12	M16								
Length/d	**3.0**	**4.0**	**5.0**	**6.0**	**8.0**	**10**	**12**	**16**	**20**								
4	●▲	●▲	●▲	●▲													
5	●▲	●▲	●▲	●▲													
6	●▲	●▲	●▲	●▲													
7		●▲		●▲													
8	●▲	●▲	●▲	●▲	●▲	●▲	●▲										
10	●▲	●▲	●▲	●▲	●▲	●▲	●▲										
12		●▲	●▲	●▲	●▲	●▲	●▲										
14		●▲	●▲	●▲	●▲	●▲	●▲										
16		●▲	●▲	●▲	●▲	●▲	●▲										
18		●▲	●▲	●▲	●▲	●▲	●▲										
20		●▲	●▲	●▲	●▲	●▲	●▲	●▲									
25		●▲	●▲	●▲	●▲	●▲	●▲	●▲									
30		●▲	●▲	●▲	●▲	●▲	●▲	●▲									
35		●▲	●▲	●▲	●▲	●▲	●▲	●▲									
40		●▲	●▲	●▲	●▲	●▲	●▲	●▲	●▲								

CLICK HERE TO RETURN TO THE CONTENTS PAGE ❯

KNURLED SOCKET SHOULDER SCREWS

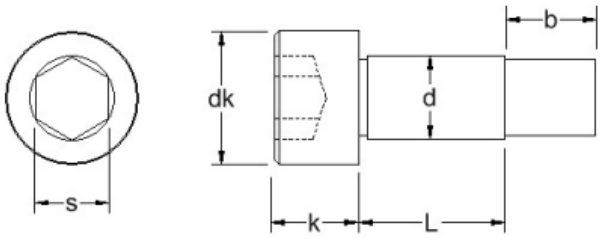

Material grades: A2:● A4: ▲

b	3.8	4.5	4.5	9.5	11	13	16	18	22								
dk	5.0	6.0	9.0	10	13	16	18	24	30								
k	2.0	3.0	4.0	4.5	5.5	7	9	11	14								
s	2.0	2	2.5	3	4	5	6	8	10								
Thread	M2	M3	M4	M5	M6	M8	M10	M12	M16								
Length/d	**3.0**	**4.0**	**5.0**	**6.0**	**8.0**	**10**	**12**	**16**	**20**								
45		●▲	●▲	●▲	●▲	●▲	●▲	●▲									
50		●▲	●▲	●▲	●▲	●▲	●▲	●▲	●▲								
55					●▲	●▲	●▲	●▲									
60					●▲	●▲	●▲	●▲	●▲								
70					●▲	●▲	●▲	●▲	●▲								
80					●▲	●▲	●▲	●▲	●▲								
90					●▲	●▲	●▲	●▲	●▲								
100					●▲	●▲	●▲	●▲	●▲								
120									●▲								

CLICK HERE TO RETURN TO THE CONTENTS PAGE ❯

ULTRA LOW HEAD SOCKET SHOULDER SCREWS

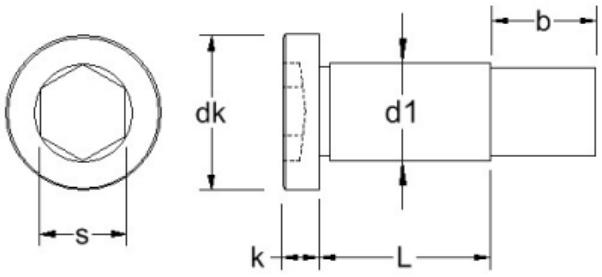

Material grades: A4: ▲

b	4.0	5	6	11
dk	6.0	9.0	10	13
k	1.3	1.3	1.7	2.0
s	2	2.5	3	4
Thread	M3	M4	M5	M6
Length/d	**4.0**	**5.0**	**6.0**	**8.0**
4	▲	▲	▲	
5	▲	▲	▲	
6	▲	▲	▲	▲
8	▲	▲	▲	▲
10	▲	▲	▲	▲
12		▲	▲	▲
16		▲	▲	▲
20		▲	▲	▲

CLICK HERE TO RETURN TO THE CONTENTS PAGE ❯

SLOTTED SHOULDER SCREWS

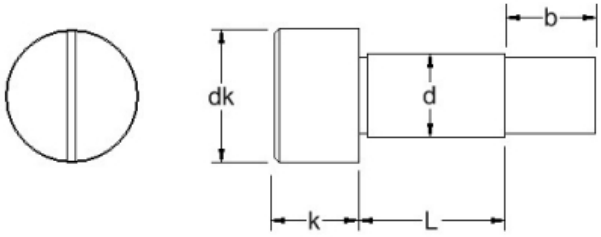

Material grades: A2:●

b	4	5	6	11	11	12	16
dk	6.0	8.0	10	12	14	14	20
k	3.0	4.0	5.0	6.0	7.0	7.0	8.0
Thread	M3	M4	M5	M6	M6	M8	M10
Length/d	**4.0**	**5.0**	**6.0**	**8.0**	**10**	**10**	**12**
4	●	●	●				
5	●	●	●				
6	●	●	●	●			
8	●	●	●	●	●	●	
10	●	●	●	●	●	●	
12		●	●	●	●	●	●
14		●	●				
16		●	●	●	●	●	●
20		●	●	●			●
25		●	●				●
30		●	●				

CLICK HERE TO RETURN TO THE CONTENTS PAGE ❯

ULTRA LOW HEAD SLOTTED SHOULDER SCREWS

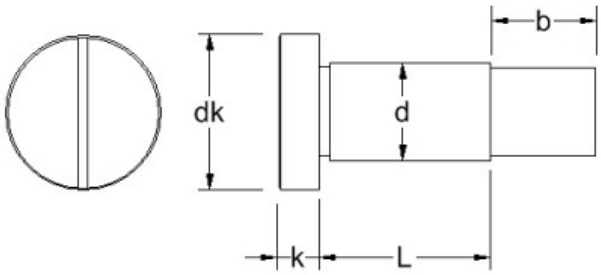

Material grades: A4: ▲

b	4	5	6	11
dk	6.0	9.0	10	13
k	1.3	1.3	1.7	2.0
Thread	M3	M4	M5	M6
Length/d	**4.0**	**5.0**	**6.0**	**8.0**
4	▲	▲	▲	
5	▲	▲	▲	
6	▲	▲	▲	▲
8	▲	▲	▲	▲
10	▲	▲	▲	▲
12		▲	▲	▲
16		▲	▲	▲
20		▲	▲	▲

CLICK HERE TO RETURN TO THE CONTENTS PAGE ❯

BUMAX HEXAGON BOLTS ISO 4014

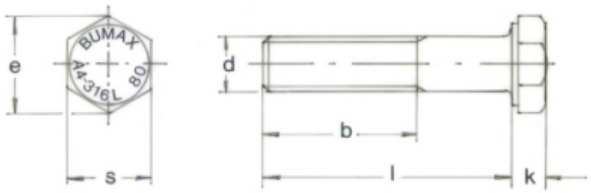

Material grades: BUMAX 88:❖ BUMAX 109:✲

b (Max)	18	22	26	30	34	38	42	46	54	60	66	78					
b (Max) (L > 125mm)	24	28	32	36	40	44	48	52	60	66	72	84					
k (Min)	3.76	5.06	6.11	7.21	8.51	9.71	11.15	12.15	14.65	16.65	18.28	22.08					
Pitch	1.0	1.25	1.5	1.75	2.0	2.0	2.5	2.5	3.0	3.0	3.5	4.0					
s (Max)	10	13	16	18	21	24	27	30	36	41	46	55					
Length/dim	**M6**	**M8**	**M10**	**M12**	**M14**	**M16**	**M18**	**M20**	**M24**	**M27**	**M30**	**M36**					
30	❖✲																
35	❖✲	❖✲		✲													
40	❖✲	❖✲	❖	❖✲													
42	❖																
45	❖✲	❖✲	❖✲	❖✲													
50	❖✲	❖✲	❖✲	❖✲		❖											
55	❖✲	❖✲	❖✲	❖✲		❖											
60	❖✲	❖✲	❖✲	❖✲		❖✲		❖									
65	❖✲	❖✲	❖✲	❖✲		❖✲		❖									
70	❖✲	❖✲	❖✲	❖✲		❖✲	❖	❖									
75	✲	❖	❖	❖		❖✲		❖	❖		❖						
80	❖✲	❖✲	❖✲	❖✲	❖✲	❖✲	❖	❖	❖		❖						
85			❖														
90	❖	❖	❖✲	❖✲	❖	❖✲	❖	❖	❖		❖						
100	❖	❖	❖✲	❖✲	❖	❖✲	❖	❖	❖	❖	❖	❖					

CLICK HERE TO RETURN TO THE CONTENTS PAGE ❯

BUMAX HEXAGON BOLTS ISO 4014

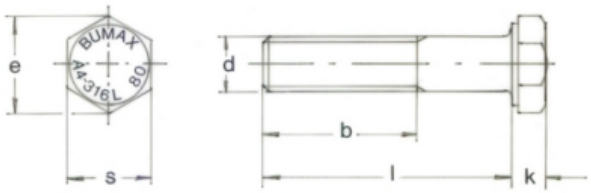

Material grades: BUMAX 88:❖ BUMAX 109:✲

b (Max)	18	22	26	30	34	38	42	46	54	60	66	78					
b (Max) (L > 125mm)	24	28	32	36	40	44	48	52	60	66	72	84					
k (Min)	3.76	5.06	6.11	7.21	8.51	9.71	11.15	12.15	14.65	16.65	18.28	22.08					
Pitch	1.0	1.25	1.5	1.75	2.0	2.0	2.5	2.5	3.0	3.0	3.5	4.0					
s (Max)	10	13	16	18	21	24	27	30	36	41	46	55					
Length/dim	**M6**	**M8**	**M10**	**M12**	**M14**	**M16**	**M18**	**M20**	**M24**	**M27**	**M30**	**M36**					
110			❖	❖		❖✲		❖	❖	❖	❖						
120			❖	❖✲	❖	❖✲	❖	❖	❖	❖	❖	❖					
130			❖	❖		❖		❖	❖	❖	❖	❖					
140				❖	❖	❖	❖	❖	❖	❖	❖	❖					
150			❖	❖		❖	❖	❖	❖	❖	❖	❖					
160			❖	❖		❖		❖	❖	❖	❖	❖					
170						❖			❖								
180				❖		❖		❖	❖	❖	❖	❖					
200						❖		❖	❖	❖	❖	❖					
210												❖					
220									❖								
235											❖						
310									❖								
340									❖								

CLICK HERE TO RETURN TO THE CONTENTS PAGE ❯

BUMAX HEXAGON SET SCREWS ISO 4017

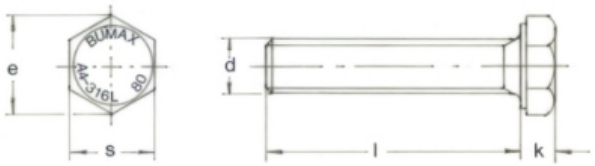

Material grades: BUMAX 88:❖ BUMAX 109:✲

e	s x 1.15	s x 1.15	s x 1.15	s x 1.15	s x 1.15	s x 1.15	s x 1.15	s x 1.15	s x 1.15	s x 1.15	s x 1.15	s x 1.15	s x 1.15	s x 1.15			
k (Max)	2.925	3.65	4.15	5.45	6.58	7.68	8.98	10.18	11.715	12.715	15.215	17.35	19.12	22.92			
Pitch	0.7	0.8	1.0	1.25	1.5	1.75	2.0	2.0	2.5	2.5	3.0	3.0	3.5	4.0			
s (Max)	7	8	10	13	16	18	21	24	27	30	36	41	46	55			
Length/dim	**M4**	**M5**	**M6**	**M8**	**M10**	**M12**	**M14**	**M16**	**M18**	**M20**	**M24**	**M27**	**M30**	**M36**			
6	❖																
8	❖																
10	❖	❖	❖	❖													
12	❖	❖	❖✲	❖	❖												
14		❖	❖	❖	✲												
16	❖✲	❖	❖✲	❖	❖✲												
20	❖✲	❖	❖✲	❖✲	❖✲	❖✲											
22			❖✲	❖✲													
25	❖	❖	❖✲	❖✲	❖✲	❖✲		❖									
30	❖	❖	❖✲	❖✲	❖✲	❖✲	❖	❖✲		❖							
32						❖											
35		❖	❖	❖✲	❖✲	❖✲	❖	❖✲		❖							
40		❖	❖	❖	❖✲	❖✲	❖	❖✲	❖	❖	❖						
45		❖	❖	❖	❖	❖		❖✲		❖	❖						
50		❖	❖	❖	❖	❖	❖	❖✲	❖	❖	❖	❖					
55			❖	❖	❖	❖		❖✲		❖	❖						

CLICK HERE TO RETURN TO THE CONTENTS PAGE ❯

BUMAX HEXAGON SET SCREWS ISO 4017

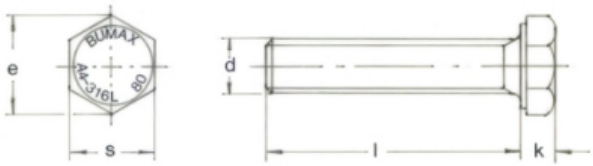

Material grades: BUMAX 88:❖ BUMAX 109:✲

e	s x 1.15	s x 1.15	s x 1.15	s x 1.15	s x 1.15	s x 1.15	s x 1.15	s x 1.15	s x 1.15	s x 1.15	s x 1.15	s x 1.15	s x 1.15	s x 1.15			
k (Max)	2.925	3.65	4.15	5.45	6.58	7.68	8.98	10.18	11.715	12.715	15.215	17.35	19.12	22.92			
Pitch	0.7	0.8	1.0	1.25	1.5	1.75	2.0	2.0	2.5	2.5	3.0	3.0	3.5	4.0			
s (Max)	7	8	10	13	16	18	21	24	27	30	36	41	46	55			
Length/dim	**M4**	**M5**	**M6**	**M8**	**M10**	**M12**	**M14**	**M16**	**M18**	**M20**	**M24**	**M27**	**M30**	**M36**			
60			❖	❖	❖	❖	❖	❖✲	❖	❖	❖	❖	❖				
65			✲	✲	❖	❖				❖	❖						
70			❖	❖✲	❖	❖	❖	❖	❖	❖	❖	❖	❖				
75										❖	❖						
80			❖	❖	❖	❖		❖	❖	❖	❖	❖	❖	❖			
90					❖	❖		❖✲		❖	❖	❖	❖	❖			
100					❖	❖		❖		❖	❖	❖	❖	❖			
110					❖						❖						
120					❖			❖			❖	❖	❖	❖			
130					❖					❖			❖	❖			
140											❖	❖	❖	❖			
150										❖		❖		❖			

CLICK HERE TO RETURN TO THE CONTENTS PAGE ❯

BUMAX HEXAGON FULL NUTS ISO 4032

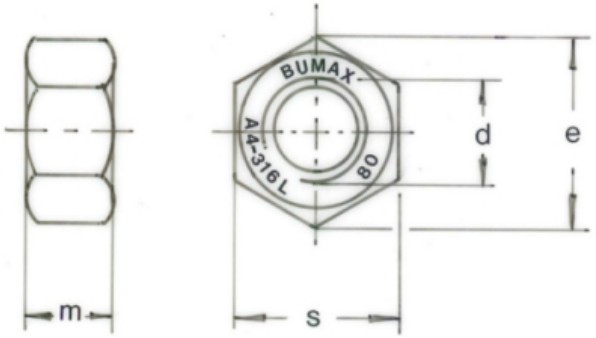

Material grades: BUMAX 88:❖ BUMAX 109:✲

e	11.5	14.95	18.4	20.7	24.15	27.6	31.05	34.5	41.4	47.15	52.9	63.25					
m (Max)	5.2	6.8	8.4	10.8	12.8	14.8	15.8	18	21.5	23.8	25.6	31					
Pitch	1.00	1.25	1.50	1.75	2.00	2.00	2.50	2.50	3.00	3.00	3.50	4.00					
s (Max)	10	13	16	18	21	24	27	30	36	41	46	55					
Length/dim	**M6**	**M8**	**M10**	**M12**	**M14**	**M16**	**M18**	**M20**	**M24**	**M27**	**M30**	**M36**					
	❖✲	❖✲	❖✲	❖✲	❖✲	❖✲	❖	❖	❖	❖	❖	❖					

CLICK HERE TO RETURN TO THE CONTENTS PAGE ❯

BUMAX SOCKET CAP SCREWS ISO 4762

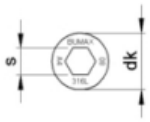

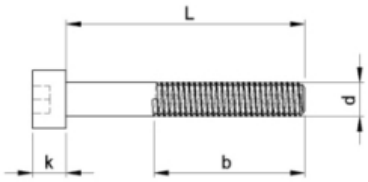

Material grades: BUMAX 88:❖ BUMAX 109:✲

b (Max)	18	20	22	24	28	32	36	44	52	60
dk	5.5	7.0	8.5	10	13	16	18	24	30	36
k (Max)	3	4	5	6	8	10	12	16	20	24
Pitch	0.5	0.7	0.8	1.0	1.25	1.5	1.75	2.0	2.5	3.0
s	2.5	3	4	5	6	8	10	14	17	19
t (Min)	1.3	2.0	2.5	3	4	5	6	8	10	12

Length/dim	M3	M4	M5	M6	M8	M10	M12	M16	M20	M24
6	❖	❖								
8	❖	❖								
10	❖	❖	❖							
12	❖	❖✲	❖	❖✲						
14		❖		❖✲						
16	❖	❖✲	❖	❖✲	❖✲	❖				
20	❖	❖✲	❖	❖✲	❖✲	❖✲	❖			
22				❖	❖	✲				
25	❖	❖	❖	❖✲	❖✲	❖✲	❖✲			
30	❖	❖	❖	❖✲	❖✲	❖✲	❖✲	❖	❖	
35	❖	❖	❖	❖✲	❖✲	❖✲	❖✲	❖		
40		❖✲	❖	❖✲	❖✲	❖✲	❖✲	❖✲	❖	
45		❖	❖	❖✲	❖✲	❖✲	❖✲	❖	❖	
50		❖	❖	❖✲	❖✲	❖✲	❖✲	❖✲	❖	❖

CLICK HERE TO RETURN TO THE CONTENTS PAGE ❯

BUMAX SOCKET CAP SCREWS ISO 4762

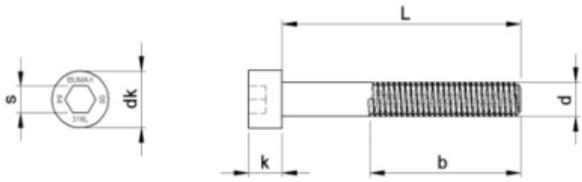

Material grades: BUMAX 88:❖ BUMAX 109:✲

b (Max)	18	20	22	24	28	32	36	44	52	60
dk	5.5	7.0	8.5	10	13	16	18	24	30	36
k (Max)	3	4	5	6	8	10	12	16	20	24
Pitch	0.5	0.7	0.8	1.0	1.25	1.5	1.75	2.0	2.5	3.0
s	2.5	3	4	5	6	8	10	14	17	19
t (Min)	1.3	2.0	2.5	3	4	5	6	8	10	12

Length/dim	M3	M4	M5	M6	M8	M10	M12	M16	M20	M24
55		❖	❖	❖✲	❖✲	❖	❖✲	❖		
60			❖	❖✲	❖✲	❖✲	❖✲	❖	❖	❖
65				❖✲	❖✲	❖✲	❖	❖		❖
70			❖	❖✲	❖✲	❖✲	❖✲	❖	❖	❖
73			❖							
75				❖✲	❖✲	❖✲	❖✲		❖	
80		❖		❖✲	❖✲	❖✲	❖✲	❖✲	❖	❖
90				❖	❖✲	❖✲	❖✲	❖✲	❖	❖
100			❖	❖	❖	❖✲	❖✲	❖✲	❖	❖
110						❖✲	❖✲	❖	❖	❖
115							❖			
120						❖	❖✲	❖	❖	❖
125							❖			
130							❖	❖✲	❖	❖

CLICK HERE TO RETURN TO THE CONTENTS PAGE ❯

BUMAX SOCKET CAP SCREWS ISO 4762

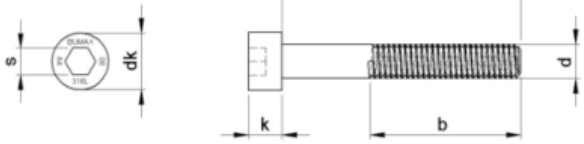

Material grades: BUMAX 88:❖ BUMAX 109:✲

b (Max)	18	20	22	24	28	32	36	44	52	60							
dk	5.5	7.0	8.5	10	13	16	18	24	30	36							
k (Max)	3	4	5	6	8	10	12	16	20	24							
Pitch	0.5	0.7	0.8	1.0	1.25	1.5	1.75	2.0	2.5	3.0							
s	2.5	3	4	5	6	8	10	14	17	19							
t (Min)	1.3	2.0	2.5	3	4	5	6	8	10	12							
Length/dim	**M3**	**M4**	**M5**	**M6**	**M8**	**M10**	**M12**	**M16**	**M20**	**M24**							
135								❖									
140							❖	❖	❖✲	❖							
150							❖	❖	❖	❖							
160									❖								
170										❖							
180									❖								
190									❖								

CLICK HERE TO RETURN TO THE CONTENTS PAGE ❯

BUMAX FLAT WASHERS ISO 7089 200HV

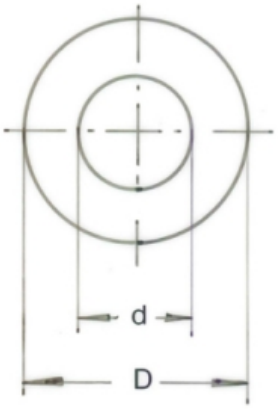

Material grades: BUMAX 88:❖ BUMAX 109:✲

D	9	10	12	16	20	24		30	37	39	44	50	56	66			
d	4.3	5.3	6.4	8.4	10.5	13		17	21	23	25	28	31	37			
t	0.8	1	1.6	1.6	2	2.5		3	3	3	4	4	4	5			
Length/dim	**M4**	**M5**	**M6**	**M8**	**M10**	**M12**	**M14**	**M16**	**M20**	**M22**	**M24**	**M27**	**M30**	**M36**			
	❖✲	❖✲	❖✲	❖✲	❖✲	❖✲	❖✲	❖✲	❖✲	❖	❖✲	❖	❖	❖			

CLICK HERE TO RETURN TO THE CONTENTS PAGE ❯

BUMAX SOCKET COUNTERSUNK SCREWS ISO 10642

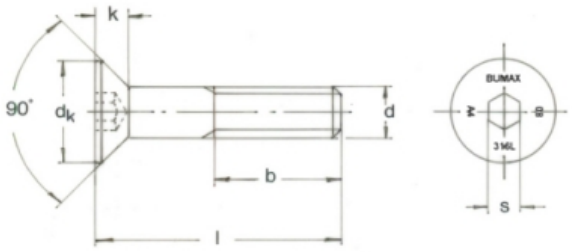

Material grades: BUMAX 88:❖

dk (Max)	6.72	8.96	11.20	13.44	17.92	22.40	26.88	30.88
k (Max)	1.86	2.48	3.1	3.72	4.96	6.2	7.44	8.8
Pitch	0.5	0.7	0.8	1.0	1.25	1.5	1.75	2.0
s	2	2.5	3	4	5	6	8	10
t (Min)	1.1	1.5	1.9	2.2	3.0	3.6	4.3	4.8

Length/dim	M3	M4	M5	M6	M8	M10	M12	M16
6	❖							
8	❖							
10	❖	❖	❖	❖				
12	❖	❖	❖	❖	❖			
14					❖			
16	❖	❖	❖	❖	❖			
20	❖	❖	❖	❖	❖	❖		
25		❖	❖	❖	❖	❖		
30		❖	❖	❖	❖	❖	❖	
35					❖	❖		
40				❖	❖	❖	❖	❖
45						❖	❖	
50				❖	❖	❖	❖	❖
60				❖	❖		❖	❖
70					❖		❖	❖

CLICK HERE TO RETURN TO THE CONTENTS PAGE ❯

BUMAX SOCKET COUNTERSUNK SCREWS ISO 10642

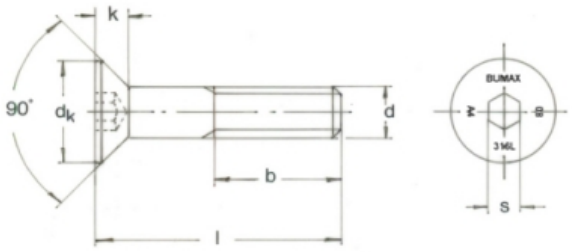

Material grades: BUMAX 88:❖

dk (Max)	6.72	8.96	11.20	13.44	17.92	22.40	26.88	30.88									
k (Max)	1.86	2.48	3.1	3.72	4.96	6.2	7.44	8.8									
Pitch	0.5	0.7	0.8	1.0	1.25	1.5	1.75	2.0									
s	2	2.5	3	4	5	6	8	10									
t (Min)	1.1	1.5	1.9	2.2	3.0	3.6	4.3	4.8									
Length/dim	**M3**	**M4**	**M5**	**M6**	**M8**	**M10**	**M12**	**M16**									
80								❖									
100								❖									

CLICK HERE TO RETURN TO THE CONTENTS PAGE ❯

BUMAX TORX COUNTERSUNK MACHINE SCREWS ISO 14581

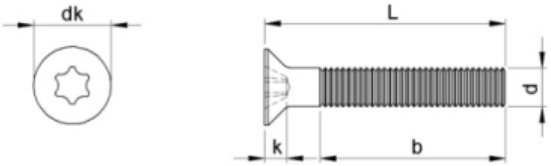

Material grades: BUMAX 88:❖

dk (Max)	15.8	18.3																
k (Max)	4.65	5.0																
Pitch	1.25	1.5																
Length/dim	**M8**	**M10**																
10	❖																	
11	❖																	
12	❖																	
16	❖																	
20	❖	❖																
25	❖	❖																
30	❖	❖																
35	❖	❖																
40	❖	❖																
50	❖	❖																
60	❖	❖																
70	❖	❖																
80	❖	❖																
90		❖																
100	❖	❖																
140		❖																
150		❖																

CLICK HERE TO RETURN TO THE CONTENTS PAGE ❯

BUMAX TORX PAN MACHINE SCREWS ISO 14583

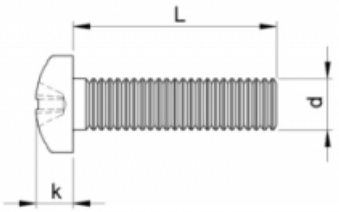

Material grades: BUMAX 88:❖

dk (Max)	12	16	20
k (Max)	4.6	6.0	7.5
Pitch	1.0	1.25	1.5

Length/dim	M6	M8	M10
6	❖		
12		❖	
16		❖	
18		❖	
20		❖	
25		❖	❖
30		❖	❖
35		❖	
40		❖	❖
45		❖	
50		❖	❖
60		❖	❖
70		❖	❖
80		❖	❖
90			❖
100		❖	❖
120			❖

CLICK HERE TO RETURN TO THE CONTENTS PAGE ❯

HEXAGON FULL NUTS ANSI B18.6.3

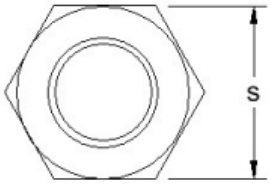

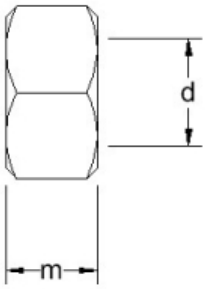

Material grades: A2:● A4: ▲

m (Max)	0.050	0.050	0.050	0.066	0.066	0.066	0.066	0.098	0.098	0.114	0.114	0.114	0.114	0.130	0.130	0.130	0.130
s (Max)	0.156	0.156	0.156	0.188	0.188	0.188	0.188	0.250	0.250	0.312	0.312	0.312	0.312	0.344	0.344	0.375	0.375
Length/dim	**0-80**	**1-64**	**1-72**	**2-56**	**2-64**	**3-48**	**3-56**	**4-40**	**4-48**	**5-40**	**5-44**	**6-32**	**6-40**	**8-32**	**8-36**	**10-24**	**10-32**
	●	●	●	●	●	●	●	●▲	●	●▲	●	●▲	●	●▲	●	●▲	●▲

CLICK HERE TO RETURN TO THE CONTENTS PAGE ❯

HEXAGON FULL NUTS ANSI B18.6.3

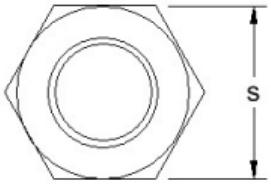

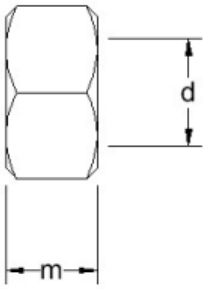

Material grades: A2:● A4: ▲

m (Max)	0.161	0.161	0.226	0.226	0.273	0.273	0.337	0.337	0.385	0.385	0.448	0.448	0.496	0.496	0.559	0.559	0.665
s (Max)	0.438	0.438	0.438	0.438	0.500	0.500	0.562	0.562	0.688	0.688	0.750	0.750	0.875	0.875	0.938	0.938	1.125
Length/dim	**12-24**	**12-28**	**1/4-20**	**1/4-28**	**5/16-18**	**5/16-24**	**3/8-16**	**3/8-24**	**7/16-14**	**7/16-20**	**1/2-13**	**1/2-20**	**9/16-12**	**9/16-18**	**5/8-11**	**5/8-18**	**3/4-10**
	●▲	●	●▲	●▲	●▲	●▲	●▲	●▲	●▲	●▲	●▲	●▲	●▲	●▲	●▲	●▲	●▲

CLICK HERE TO RETURN TO THE CONTENTS PAGE ❯

HEXAGON FULL NUTS ANSI B18.6.3

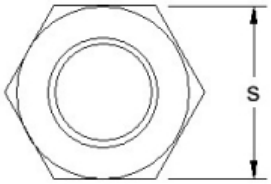

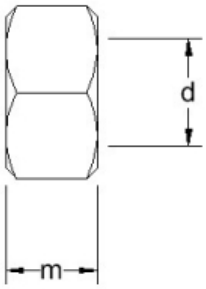

Material grades: A2:● A4: ▲

m (Max)	0.665	0.776	0.776	0.887	0.887	0.999	0.999	1.094	1.094	1.206	1.206	1.317	1.317	1.500	1.500	1.718	1.718
s (Max)	1.125	1.312	1.312	1.500	1.500	1.688	1.688	1.875	1.875	2.062	2.062	2.250	2.250	2.625	2.625	3.000	3.000
Length/dim	**3/4-16**	**7/8-9**	**7/8-14**	**1-8**	**1-12**	**1.1/8-7**	**1.1/8-12**	**1.1/4-7**	**1.1/4-12**	**1.3/8-6**	**1.3/8-12**	**1.1/2-6**	**1.1/2-12**	**1.3/4-5**	**1.3/4-8**	**2-4.1/2**	**2-8**
	●▲	●▲	●▲	●▲	●▲	●▲	●▲	●▲	●▲	●▲	●▲	●▲	●▲	●▲	●▲	●▲	●▲

CLICK HERE TO RETURN TO THE CONTENTS PAGE ❯

USA HEAVY HEXAGON FULL NUTS ANSI B18.2.2

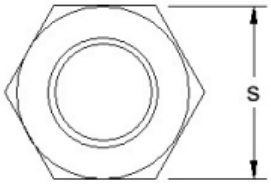

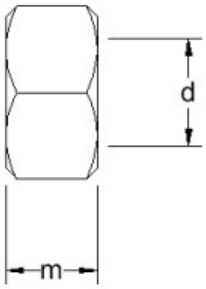

Material grades: A2:● A4: ▲

m (Max)	0.250	0.250	0.314	0.314	0.377	0.377	0.441	0.441	0.504	0.504	0.568	0.568	0.631	0.631	0.758	0.758	0.885
s (Max)	0.500	0.500	0.562	0.562	0.687	0.687	0.750	0.750	0.875	0.875	0.937	0.937	1.062	1.062	1.250	1.250	1.437
Length/dim	**1/4-20**	**1/4-28**	**5/16-18**	**5/16-24**	**3/8-16**	**3/8-24**	**7/16-14**	**7/16-20**	**1/2-13**	**1/2-20**	**9/16-12**	**9/16-18**	**5/8-11**	**5/8-18**	**3/4-10**	**3/4-16**	**7/8-9**
	●▲	●	●▲	●	●▲	●	●▲	●	●▲	●	●	●	●▲	●	●▲	●	●▲

CLICK HERE TO RETURN TO THE CONTENTS PAGE ❯

USA HEAVY HEXAGON FULL NUTS ANSI B18.2.2

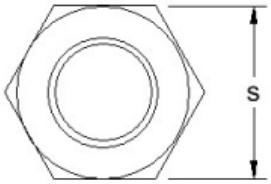

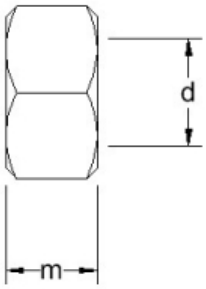

Material grades: A2:● A4: ▲

m (Max)	0.885	1.012	1.012															
s (Max)	1.437	1.625	1.625															
Length/dim	**7/8-14**	**1-8**	**1-12**															
	●	●▲	●															

CLICK HERE TO RETURN TO THE CONTENTS PAGE ❯

HEXAGON THIN NUTS ANSI B18.2.2

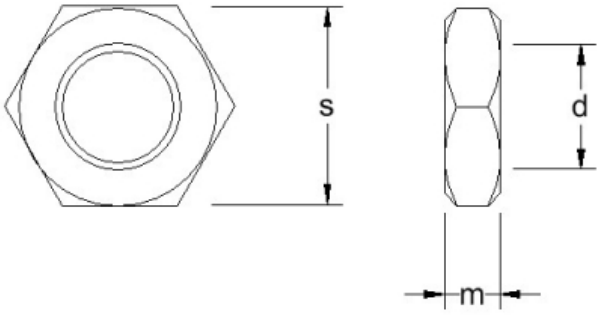

Material grades: A2:● A4: ▲

m (Max)	0.163	0.163	0.195	0.195	0.227	0.227	0.260	0.260	0.323	0.323	0.324	0.324	0.387	0.387	0.446	0.446	0.510
s (Max)	0.438	0.438	0.500	0.500	0.562	0.562	0.688	0.688	0.750	0.750	0.875	0.875	0.938	0.938	1.125	1.125	1.312
Length/dim	**1/4-20**	**1/4-28**	**5/16-18**	**5/16-24**	**3/8-16**	**3/8-24**	**7/16-14**	**7/16-20**	**1/2-13**	**1/2-20**	**9/16-12**	**9/16-18**	**5/8-11**	**5/8-18**	**3/4-10**	**3/4-16**	**7/8-9**
	●▲	●▲	●▲	●▲	●▲	●▲	●▲	●▲	●▲	●▲	●▲	●▲	●▲	●▲	●▲	●▲	●▲

CLICK HERE TO RETURN TO THE CONTENTS PAGE ❯

HEXAGON THIN NUTS ANSI B18.2.2

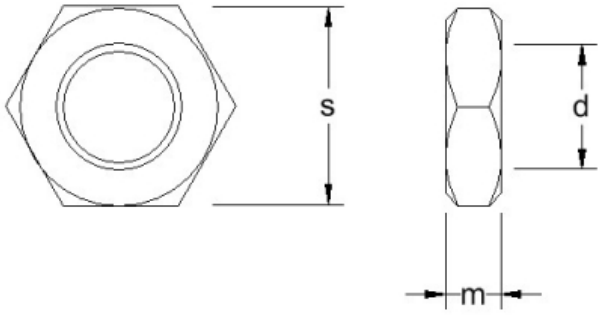

Material grades: A2:● A4: ▲

m (Max)	0.510	0.575	0.575															
s (Max)	1.312	1.500	1.500															
Length/dim	**7/8-14**	**1-8**	**1-12**															
	●	●▲	●															

CLICK HERE TO RETURN TO THE CONTENTS PAGE ❯

SQUARE NUTS ANSI B18.2.2

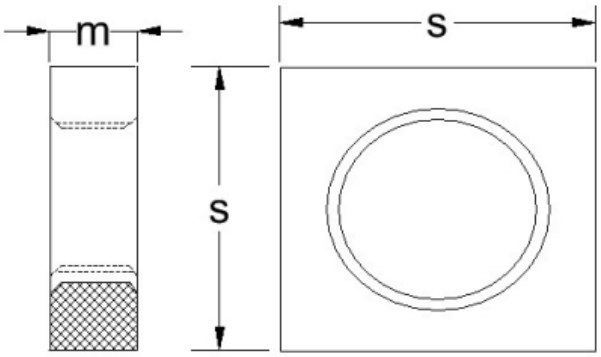

Material grades: A2:● A4: ▲

m (Max)	0.098	0.114	0.130	0.130	0.130	0.235	0.283	0.346	0.394	0.458	0.569	0.680					
s (Max)	0.250	0.312	0.344	0.375	0.375	0.438	0.562	0.625	0.750	0.812	1.000	1.125					
Length/dim	**4-40**	**6-32**	**8-32**	**10-24**	**10-32**	**1/4-20**	**5/16-18**	**3/8-16**	**7/16-14**	**1/2-13**	**5/8-11**	**3/4-10**					
	●▲	●▲	●▲	●▲	●▲	●▲	●▲	●▲	▲	●▲	●	●					

CLICK HERE TO RETURN TO THE CONTENTS PAGE ❯

USA FLAT WASHERS ANSI B18.22.1

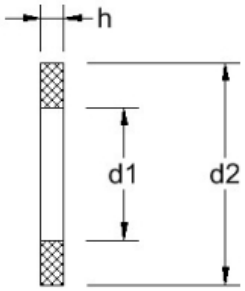

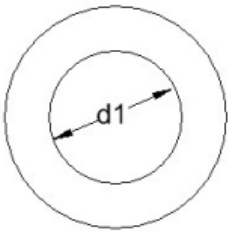

Material grades: A2:● A4: ▲

d1	0.078	0.099	0.109	0.125	0.140	0.149	0.174	0.203	0.250	0.281	0.343	0.406	0.500	0.531	0.687	0.812	0.937
d2	0.187	0.250	0.250	0.312	0.438	0.375	0.375	0.437	0.562	0.625	0.750	0.875	1.125	1.250	1.500	1.875	2.00
h	0.020	0.031	0.031	0.031	0.046	0.031	0.031	0.063	0.050	0.050	0.050	0.050	0.062	0.062	0.078	0.109	0.109
Length/dim	**#0**	**#2**	**#3**	**#4**	**#5**	**#6**	**#8**	**#10**	**#12**	**1/4**	**5/16**	**3/8**	**7/16**	**1/2**	**5/8**	**3/4**	**7/8**
	●	●	●	●▲	●	●▲	●▲	●▲	●▲	●▲	●▲	●▲	●▲	●▲	●▲	●▲	●▲

CLICK HERE TO RETURN TO THE CONTENTS PAGE ❯

USA FLAT WASHERS ANSI B18.22.1

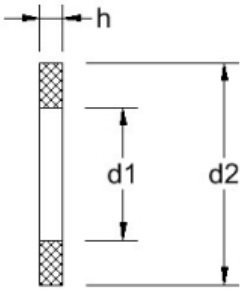

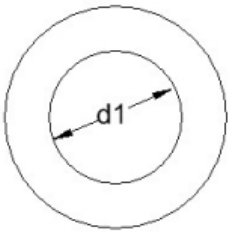

Material grades: A2:● A4: ▲

d1	1.062	1.187	1.312	1.500	1.562	1.812	2.125										
d2	2.00	2.50	2.75	3.25	3.25	3.50	4.00										
h	0.125	0.125	0.125	0.140	0.140	0.140	0.187										
Length/dim	**1**	**1.1/8**	**1.1/4**	**1.3/8**	**1.1/2**	**1.3/4**	**2**										
	●▲	●▲	●▲	●▲	●▲	●▲	●▲										

CLICK HERE TO RETURN TO THE CONTENTS PAGE ❯

USA SPRING WASHERS ANSI B18.21.1

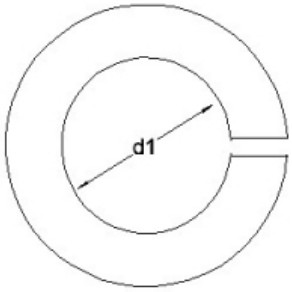

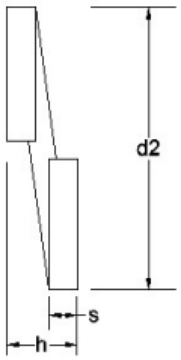

Material grades: A2:● A4: ▲

d1 (Min)	0.062	0.075	0.088	0.101	0.114	0.127	0.141	0.167	0.193	0.220	0.252	0.314	0.377	0.440	0.502		0.628
d2 (Max)	0.137	0.150	0.172	0.195	0.209	0.236	0.250	0.293	0.334	0.377	0.487	0.583	0.680	0.776	0.869		1.072
h (Min)	0.020	0.022	0.035	0.040	0.040	0.047	0.047	0.055	0.062	0.070	0.109	0.125	0.141	0.156	0.171		0.203
s (Min)	0.017	0.020	0.020	0.025	0.025	0.031	0.031	0.040	0.047	0.056	0.062	0.078	0.094	0.109	0.125		0.156
Length/dim	**#0**	**#1**	**#2**	**#3**	**#4**	**#5**	**#6**	**#8**	**#10**	**#12**	**1/4**	**5/16**	**3/8**	**7/16**	**1/2**	**9/16**	**5/8**
	●	●	●▲	●▲	●▲	●▲	●▲	●▲	●▲	●▲	●▲	●▲	●▲	●▲	●▲	●▲	●▲

CLICK HERE TO RETURN TO THE CONTENTS PAGE ❯

USA SPRING WASHERS ANSI B18.21.1

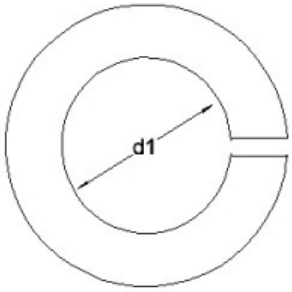

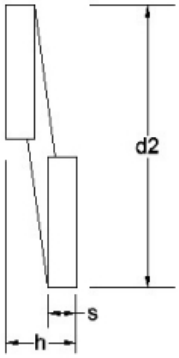

Material grades: A2:● A4: ▲

d1 (Min)	0.753	0.878	1.003	1.129	1.254	1.379	1.504
d2 (Max)	1.264	1.455	1.647	1.838	2.028	2.210	2.409
h (Min)	0.234	0.266	0.297	0.328	0.359	0.391	0.422
s (Min)	0.188	0.219	0.250	0.281	0.312	0.344	0.375
Length/dim	**3/4**	**7/8**	**1**	**1.1/8**	**1.1/4**	**1.3/8**	**1.1/2**
	●▲	●▲	●▲	●▲	●▲	●▲	●▲

CLICK HERE TO RETURN TO THE CONTENTS PAGE ❯

USA INTERNAL TOOTH WASHERS ANSI B18.21.1

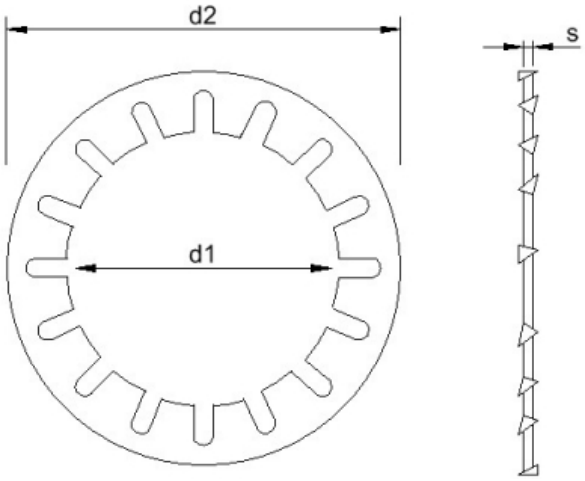

Material grades: A2:●

d1 (Min)	0.089	0.102	0.115	0.141	0.168	0.195	0.221	0.256	0.320	0.384	0.448	0.512		0.640	0.769	0.894	1.019
d2 (Max)	0.200	0.232	0.270	0.295	0.340	0.381	0.410	0.478	0.610	0.692	0.789	0.900		1.071	1.245	1.410	1.637
s (Max)	0.016	0.016	0.018	0.022	0.023	0.024	0.027	0.028	0.034	0.040	0.040	0.045		0.050	0.055	0.060	0.067
Length/dim	**#2**	**#3**	**#4**	**#6**	**#8**	**#10**	**#12**	**1/4**	**5/16**	**3/8**	**7/16**	**1/2**	**9/16**	**5/8**	**3/4**	**7/8**	**1**
	●	●	●	●	●	●	●	●	●	●	●	●	●	●	●	●	●

CLICK HERE TO RETURN TO THE CONTENTS PAGE ❯

USA EXTERNAL TOOTH WASHERS ANSI B18.21.1

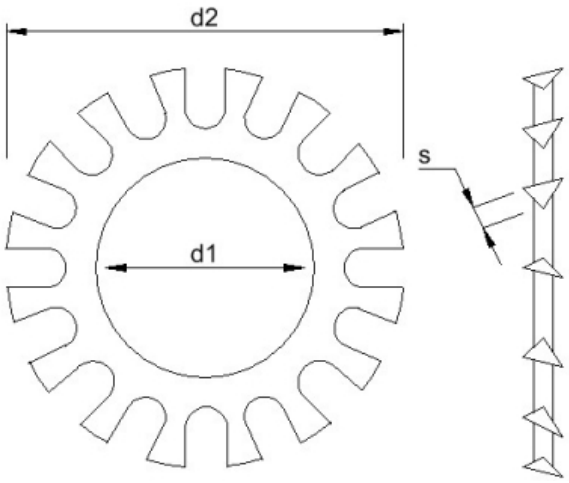

Material grades: A2: ●

d1 (Min)	*	0.102	0.115	0.141	0.168	0.195	0.221	0.256	0.320	0.384	0.448	0.513		0.641	0.768	0.897	1.025
d2 (Max)	*	0.235	0.260	0.320	0.381	0.410	0.475	0.510	0.610	0.694	0.760	0.900		1.070	1.260	1.410	1.620
s (Max)	*	0.016	0.018	0.022	0.023	0.024	0.027	0.028	0.034	0.040	0.040	0.045		0.050	0.055	0.060	0.067
Length/dim	**#2**	**#3**	**#4**	**#6**	**#8**	**#10**	**#12**	**1/4**	**5/16**	**3/8**	**7/16**	**1/2**	**9/16**	**5/8**	**3/4**	**7/8**	**1**
	●	●	●	●	●	●	●	●	●	●	●	●	●	●	●	●	●

CLICK HERE TO RETURN TO THE CONTENTS PAGE ❯

SOCKET CAP SCREWS ANSI B18.3

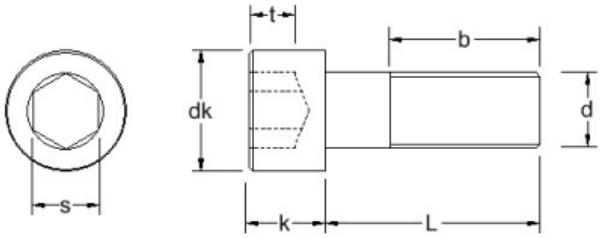

Material grades: A2:● A4: ▲

b	0.50 - 0.99	0.62 - 0.99	0.62 - 0.99	0.62 - 0.99	0.62 - 0.99	0.62 - 0.99	0.62 - 0.99	0.75 - 0.99	0.75 - 0.99	0.75 - 1.00	0.75 - 1.05	0.75 - 1.05	0.88 - 1.19	0.88 - 1.19	0.88 - 1.27	0.88 - 1.27	0.88 - 1.27
dk (Max)	0.096	0.118	0.118	0.140	0.140	0.161	0.161	0.183	0.183	0.205	0.226	0.226	0.270	0.270	0.312	0.312	0.343
k (Max)	0.060	0.073	0.073	0.086	0.086	0.099	0.099	0.112	0.112	0.125	0.138	0.138	0.164	0.164	0.190	0.190	0.216
s	0.050	1/16	1/16	5/64	5/64	5/64	5/64	3/32	3/32	3/32	7/64	7/64	9/64	9/64	5/32	5/32	5/32
t (Min)	0.025	0.031	0.031	0.038	0.038	0.044	0.044	0.051	0.051	0.057	0.064	0.064	0.077	0.077	0.090	0.090	0.090
Length/dim	**0-80**	**1-64**	**1-72**	**2-56**	**2-64**	**3-48**	**3-56**	**4-40**	**4-48**	**5-40**	**6-32**	**6-40**	**8-32**	**8-36**	**10-24**	**10-32**	**12-24**
3/32	●																
1/8	●	●	●	●	●			●			●	●	●				
5/32	●	●	●	●	●												
3/16	●	●	●	●	●	●		●▲	●		●	●	●	●	●	●	
7/32	●	●	●														
1/4	●	●	●	●▲	●	●	●	●▲	●	●	●▲	●	●▲	●	●▲	●▲	
5/16	●	●	●	●▲	●	●	●	●▲	●	●	●▲	●	●▲	●	●▲	●▲	
3/8	●	●	●	●▲	●	●	●	●▲	●	●	●▲	●	●▲	●	●▲	●▲	●
7/16	●	●	●	●▲	●	●		●▲	●	●	●▲	●	●▲	●	●▲	●▲	●
1/2	●	●	●	●▲	●	●	●	●▲	●	●	●▲	●	●▲	●	●▲	●▲	●
9/16	●	●	●	●	●	●	●	●▲	●	●	●▲	●	●▲	●	●▲	●▲	●
5/8	●	●	●	●	●	●	●	●▲	●	●	●▲	●	●▲	●	●▲	●▲	●
3/4	●		●	●	●	●	●	●▲	●	●	●▲	●	●▲	●	●▲	●▲	●
7/8				●		●	●	●▲	●		●▲	●	●▲	●	●▲	●▲	●
1	●			●		●	●	●▲	●	●	●▲	●	●▲	●	●▲	●▲	●

CLICK HERE TO RETURN TO THE CONTENTS PAGE ❯

SOCKET CAP SCREWS ANSI B18.3

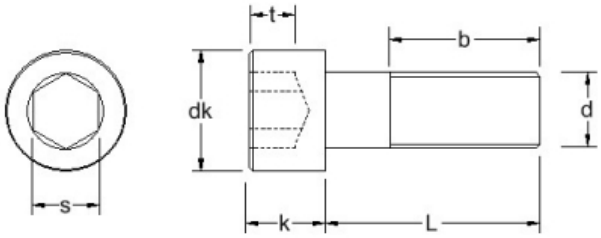

Material grades: A2:● A4: ▲

b	1.00 - 1.50	1.00 - 1.50	1.12 - 1.71	1.12 - 1.71	1.25 - 1.94	1.25 - 1.94	1.38 - 2.17	1.38 - 2.17	1.50 - 2.38	1.50 - 2.38	1.75 - 2.82	1.75 - 2.82	2.00 - 3.25	2.00 - 3.25	2.25 - 3.69	2.25 - 3.69	2.50 - 4.12
dk (Max)	0.375	0.375	0.469	0.469	0.562	0.562	0.656	0.656	0.750	0.750	0.938	0.938	1.125	1.125	1.312	1.312	1.500
k (Max)	0.250	0.250	0.312	0.312	0.375	0.375	0.438	0.438	0.500	0.500	0.625	0.625	0.750	0.750	0.875	0.875	1.000
s	3/16	3/16	1/4	1/4	5/16	5/16	3/8	3/8	3/8	3/8	1/2	1/2	5/8	5/8	3/4	3/4	3/4
t (Min)	0.120	0.120	0.151	0.151	0.182	0.182	0.213	0.213	0.245	0.245	0.307	0.307	0.370	0.370	0.432	0.432	0.495
Length/dim	**1/4-20**	**1/4-28**	**5/16-18**	**5/16-24**	**3/8-16**	**3/8-24**	**7/16-14**	**7/16-20**	**1/2-13**	**1/2-20**	**5/8-11**	**5/8-18**	**3/4-10**	**3/4-16**	**7/8-9**	**7/8-14**	**1-8**
3/32																	
1/8																	
5/32																	
3/16																	
7/32																	
1/4	●	●	●	●													
5/16	●	●															
3/8	●▲	●	●	●	●												
7/16	●▲																
1/2	●▲	●▲	●▲	●▲	●▲	●	●		●								
9/16	●▲																
5/8	●▲	●▲	●▲	●▲	●▲	●			●								
3/4	●▲	●▲	●▲	●▲	●▲	●▲	●		●▲	●							
7/8	●▲	●▲	●▲	●▲	●▲	●▲	●	●	●▲								
1	●▲	●▲	●▲	●▲	●▲	●▲	●	●	●▲	●	●▲	●	●				

CLICK HERE TO RETURN TO THE CONTENTS PAGE ❯

SOCKET CAP SCREWS ANSI B18.3

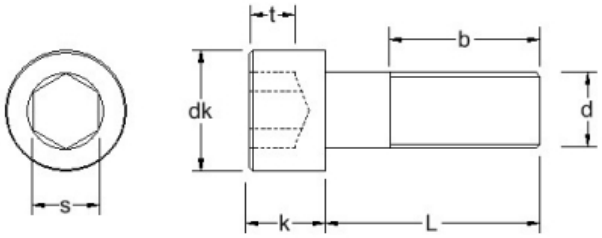

Material grades: A2:● A4: ▲

b	0.50 - 0.99	0.62 - 0.99	0.62 - 0.99	0.62 - 0.99	0.62 - 0.99	0.62 - 0.99	0.62 - 0.99	0.75 - 0.99	0.75 - 0.99	0.75 - 1.00	0.75 - 1.05	0.75 - 1.05	0.88 - 1.19	0.88 - 1.19	0.88 - 1.27	0.88 - 1.27	0.88 - 1.27
dk (Max)	0.096	0.118	0.118	0.140	0.140	0.161	0.161	0.183	0.183	0.205	0.226	0.226	0.270	0.270	0.312	0.312	0.343
k (Max)	0.060	0.073	0.073	0.086	0.086	0.099	0.099	0.112	0.112	0.125	0.138	0.138	0.164	0.164	0.190	0.190	0.216
s	0.050	1/16	1/16	5/64	5/64	5/64	5/64	3/32	3/32	3/32	7/64	7/64	9/64	9/64	5/32	5/32	5/32
t (Min)	0.025	0.031	0.031	0.038	0.038	0.044	0.044	0.051	0.051	0.057	0.064	0.064	0.077	0.077	0.090	0.090	0.090
Length/dim	**0-80**	**1-64**	**1-72**	**2-56**	**2-64**	**3-48**	**3-56**	**4-40**	**4-48**	**5-40**	**6-32**	**6-40**	**8-32**	**8-36**	**10-24**	**10-32**	**12-24**
1.1/8								●		●	●▲	●	●▲		●▲	●▲	●
1.1/4				●				●		●	●▲	●	●▲		●▲	●▲	●
1.3/8								●		●	●▲		●▲		●▲	●▲	●
1.1/2				●				●		●	●▲		●▲		●	●▲	●
1.5/8																●▲	
1.3/4								●			●		●		●▲	●▲	
1.7/8																	
2								●			●		●		●▲	●▲	
2.1/4											●		●		●	●	
2.3/8																	
2.1/2											●		●		●	●	
2.3/4											●				●	●	
3											●		●		●	●	
3.1/4															●	●	
3.1/2													●		●	●	

CLICK HERE TO RETURN TO THE CONTENTS PAGE ❯

SOCKET CAP SCREWS ANSI B18.3

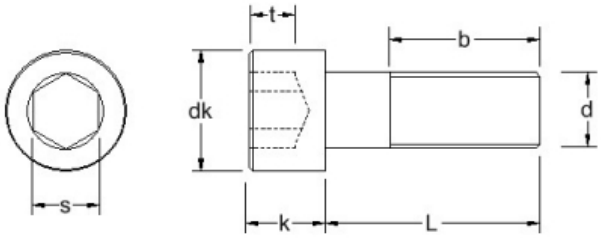

Material grades: A2:● A4: ▲

b	1.00 - 1.50	1.00 - 1.50	1.12 - 1.71	1.12 - 1.71	1.25 - 1.94	1.25 - 1.94	1.38 - 2.17	1.38 - 2.17	1.50 - 2.38	1.50 - 2.38	1.75 - 2.82	1.75 - 2.82	2.00 - 3.25	2.00 - 3.25	2.25 - 3.69	2.25 - 3.69	2.50 - 4.12
dk (Max)	0.375	0.375	0.469	0.469	0.562	0.562	0.656	0.656	0.750	0.750	0.938	0.938	1.125	1.125	1.312	1.312	1.500
k (Max)	0.250	0.250	0.312	0.312	0.375	0.375	0.438	0.438	0.500	0.500	0.625	0.625	0.750	0.750	0.875	0.875	1.000
s	3/16	3/16	1/4	1/4	5/16	5/16	3/8	3/8	3/8	3/8	1/2	1/2	5/8	5/8	3/4	3/4	3/4
t (Min)	0.120	0.120	0.151	0.151	0.182	0.182	0.213	0.213	0.245	0.245	0.307	0.307	0.370	0.370	0.432	0.432	0.495
Length/dim	**1/4-20**	**1/4-28**	**5/16-18**	**5/16-24**	**3/8-16**	**3/8-24**	**7/16-14**	**7/16-20**	**1/2-13**	**1/2-20**	**5/8-11**	**5/8-18**	**3/4-10**	**3/4-16**	**7/8-9**	**7/8-14**	**1-8**
1.1/8	●▲	●▲															
1.1/4	●▲	●▲	●▲	●▲	●▲	●▲	●▲	●	●▲	●	●▲	●	●▲				
1.3/8	●▲	●▲					●▲	●	●▲	●							
1.1/2	●▲	●▲	●▲	●▲	●▲	●▲	●▲	●	●▲	●▲	●▲	●	●▲	●			
1.5/8																	
1.3/4	●▲	●▲	●▲	●▲	●▲	●	●▲	●	●▲	●▲	●▲	●	●▲	●			
1.7/8		●▲															
2	●▲	●▲	●▲	●▲	●▲	●	●▲	●	●▲	●▲	●▲	●	●▲	●	●	●	●
2.1/4	●▲	●	●▲	●	●▲	●	●▲		●▲	●▲	●▲	●	●▲		●	●	
2.3/8	●▲																
2.1/2	●▲	●	●▲	●	●▲	●	●▲		●▲	●▲	●▲	●	●▲	●	●	●	●
2.3/4	●▲	●	●▲	●	●▲	●	●▲		●▲	●▲	●▲	●	●▲		●	●	
3	●▲	●	●▲	●	●▲	●	●▲		●▲	●▲	●▲	●	●▲	●	●	●	●
3.1/4	●▲	●	●▲	●	●▲	●			●▲	●▲	●▲	●	●▲				
3.1/2	●▲	●	●▲	●	●▲	●	●▲		●▲	●▲	●▲	●	●▲	●	●	●	●

CLICK HERE TO RETURN TO THE CONTENTS PAGE ❯

SOCKET CAP SCREWS ANSI B18.3

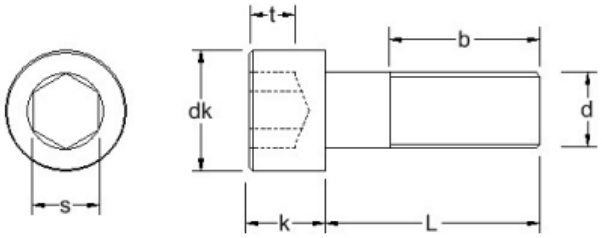

Material grades: A2: ●

b	0.50 - 0.99	0.62 - 0.99	0.62 - 0.99	0.62 - 0.99	0.62 - 0.99	0.62 - 0.99	0.62 - 0.99	0.75 - 0.99	0.75 - 0.99	0.75 - 1.00	0.75 - 1.05	0.75 - 1.05	0.88 - 1.19	0.88 - 1.19	0.88 - 1.27	0.88 - 1.27	0.88 - 1.27
dk (Max)	0.096	0.118	0.118	0.140	0.140	0.161	0.161	0.183	0.183	0.205	0.226	0.226	0.270	0.270	0.312	0.312	0.343
k (Max)	0.060	0.073	0.073	0.086	0.086	0.099	0.099	0.112	0.112	0.125	0.138	0.138	0.164	0.164	0.190	0.190	0.216
s	0.050	1/16	1/16	5/64	5/64	5/64	5/64	3/32	3/32	3/32	7/64	7/64	9/64	9/64	5/32	5/32	5/32
t (Min)	0.025	0.031	0.031	0.038	0.038	0.044	0.044	0.051	0.051	0.057	0.064	0.064	0.077	0.077	0.090	0.090	0.090
Length/dim	**0-80**	**1-64**	**1-72**	**2-56**	**2-64**	**3-48**	**3-56**	**4-40**	**4-48**	**5-40**	**6-32**	**6-40**	**8-32**	**8-36**	**10-24**	**10-32**	**12-24**
3.3/4																	
4													●		●	●	
4.1/2																	
5															●	●	
5.1/2																	
6															●	●	
7																	
8																	
9																	
10																	
11																	
12																	

CLICK HERE TO RETURN TO THE CONTENTS PAGE ❯

SOCKET CAP SCREWS ANSI B18.3

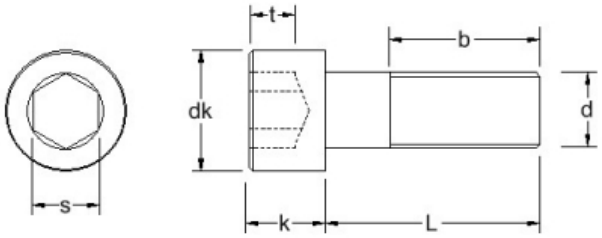

Material grades: A2:● A4: ▲

b	1.00 - 1.50	1.00 - 1.50	1.12 - 1.71	1.12 - 1.71	1.25 - 1.94	1.25 - 1.94	1.38 - 2.17	1.38 - 2.17	1.50 - 2.38	1.50 - 2.38	1.75 - 2.82	1.75 - 2.82	2.00 - 3.25	2.00 - 3.25	2.25 - 3.69	2.25 - 3.69	2.50 - 4.12
dk (Max)	0.375	0.375	0.469	0.469	0.562	0.562	0.656	0.656	0.750	0.750	0.938	0.938	1.125	1.125	1.312	1.312	1.500
k (Max)	0.250	0.250	0.312	0.312	0.375	0.375	0.438	0.438	0.500	0.500	0.625	0.625	0.750	0.750	0.875	0.875	1.000
s	3/16	3/16	1/4	1/4	5/16	5/16	3/8	3/8	3/8	3/8	1/2	1/2	5/8	5/8	3/4	3/4	3/4
t (Min)	0.120	0.120	0.151	0.151	0.182	0.182	0.213	0.213	0.245	0.245	0.307	0.307	0.370	0.370	0.432	0.432	0.495
Length/dim	**1/4-20**	**1/4-28**	**5/16-18**	**5/16-24**	**3/8-16**	**3/8-24**	**7/16-14**	**7/16-20**	**1/2-13**	**1/2-20**	**5/8-11**	**5/8-18**	**3/4-10**	**3/4-16**	**7/8-9**	**7/8-14**	**1-8**
3.3/4	●	●	●▲	●	●▲	●			●▲	●▲							
4	●▲	●	●▲	●	●▲	●	●▲		●▲	●▲	●▲	●	●▲	●	●	●	●
4.1/2	●▲		●▲		●▲	●			●▲	●▲	●▲	●	●▲		●	●	●
5	●▲		●▲		●▲	●			●▲	●▲	●▲	●	●▲		●	●	●
5.1/2	●▲		●▲		●▲	●			●▲	●▲	●▲		●▲		●	●	
6	●▲		●▲		●▲	●			●▲	●▲	●▲		●▲		●	●	●
7	●		●		●				●▲		●▲		●▲		●	●	●
8	●		●		●				●▲		●▲		●▲		●	●	●
9									●▲		▲		●▲				
10									●▲		▲		●▲				
11									●▲		▲		●▲				
12									●▲		▲		●▲				

CLICK HERE TO RETURN TO THE CONTENTS PAGE ❯

SOCKET BUTTON SCREWS ANSI B18.3

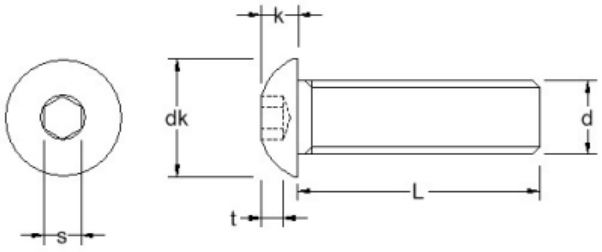

Material grades: A2:● A4: ▲

dk (Max)	0.114	0.164	0.213	0.238	0.262	0.312	0.361	0.361	0.437	0.437	0.547	0.547	0.656	0.656	0.875	0.875	1.00
k (Max)	0.032	0.046	0.059	0.066	0.073	0.087	0.101	0.101	0.132	0.132	0.166	0.166	0.199	0.199	0.265	0.265	0.331
s	0.035	0.050	1/16	5/64	5/64	3/32	1/8	1/8	5/32	5/32	3/16	3/16	7/32	7/32	5/16	5/16	3/8
t (Min)	0.020	0.028	0.035	0.044	0.044	0.052	0.070	0.070	0.087	0.087	0.105	0.105	0.122	0.122	0.175	0.175	0.210
Length/dim	**0-80**	**2-56**	**4-40**	**5-40**	**6-32**	**8-32**	**10-24**	**10-32**	**1/4-20**	**1/4-28**	**5/16-18**	**5/16-24**	**3/8-16**	**3/8-24**	**1/2-13**	**1/2-20**	**5/8-11**
1/8	●	●	●		●	●											
3/16	●	●	●	●	●	●		●									
1/4	●	●	●▲	●	●▲	●▲	●	●▲	●▲	●▲							
5/16		●	●▲	●	●▲	●▲	●	●▲	●▲	●							
3/8	●	●	●▲	●	●▲	●▲	●▲	●▲	●▲	●▲	●	●					
7/16		●	●▲	●	●▲		●▲	●▲	●▲	●							
1/2	●	●	●▲	●	●▲	●▲	●▲	●▲	●▲	●▲	●▲	●	●▲		●		
5/8	●	●	●	●	●▲	●▲	●▲	●▲	●▲	●▲	●▲	●	●▲		●		
3/4	●	●	●	●	●▲	●▲	●▲	●▲	●▲	●▲	●▲	●	●▲	●	●▲	●	
7/8		●	●		●▲	●	●▲	●▲	●▲	●	●▲	●	●▲	●			
1	●	●	●		●▲	●▲	●▲	●▲	●▲	●▲	●▲	●	●▲	●	●▲	●	●
1.1/4			●		●	●	●	●	●▲	●	●▲	●	●▲	●	●▲	●	●
1.1/2			●		●	●	●	●	●▲	●	●▲	●	●▲	●	●▲	●	●
1.3/4					●	●	●	●	●▲	●	●▲	●	●▲		●▲	●	●
2						●	●	●	●▲	●	●▲	●	●▲		●▲	●	●
2.1/4							●		●▲	●	●▲		●▲				●

CLICK HERE TO RETURN TO THE CONTENTS PAGE ❯

SOCKET BUTTON SCREWS ANSI B18.3

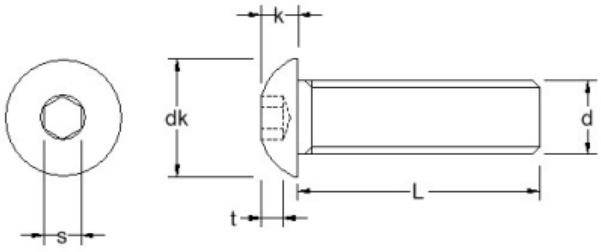

Material grades: A2:● A4: ▲

dk (Max)	0.114	0.164	0.213	0.238	0.262	0.312	0.361	0.361	0.437	0.437	0.547	0.547	0.656	0.656	0.875	0.875	1.00
k (Max)	0.032	0.046	0.059	0.066	0.073	0.087	0.101	0.101	0.132	0.132	0.166	0.166	0.199	0.199	0.265	0.265	0.331
s	0.035	0.050	1/16	5/64	5/64	3/32	1/8	1/8	5/32	5/32	3/16	3/16	7/32	7/32	5/16	5/16	3/8
t (Min)	0.020	0.028	0.035	0.044	0.044	0.052	0.070	0.070	0.087	0.087	0.105	0.105	0.122	0.122	0.175	0.175	0.210

Length/dim	0-80	2-56	4-40	5-40	6-32	8-32	10-24	10-32	1/4-20	1/4-28	5/16-18	5/16-24	3/8-16	3/8-24	1/2-13	1/2-20	5/8-11
2.1/2							●	●	●▲	●	●▲		●▲		●▲	●	●
2.3/4											●▲		●▲				
3							●	●	●▲	●	●▲		●▲		●▲	●	
3.1/2										●	●		●		●		
4										●	●		●		●		
4.1/2															●		
5													●		●		
6													●		●		

CLICK HERE TO RETURN TO THE CONTENTS PAGE ❯

LOW HEAD SOCKET CAP SCREWS ANSI B18.3

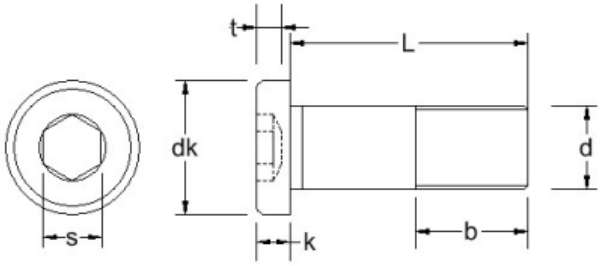

Material grades: A2:●

b	0.75 - 1.05	0.88 - 1.19	0.88 - 1.27	0.88 - 1.27	1.00 - 1.50	1.12 - 1.71	1.25 - 1.94
dk (Max)	0.226	0.270	0.312	0.312	0.375	0.437	0.562
k (Max)	0.072	0.085	0.098	0.098	0.127	0.158	0.192
s	1/16	5/64	3/32	3/32	1/8	5/32	3/16
t (Min)	0.050	0.060	0.072	0.072	0.094	0.110	0.115
Length/dim	**6-32**	**8-32**	**10-24**	**10-32**	**1/4-20**	**5/16-18**	**3/8-16**
1/4	●	●					
3/8	●	●			●		
1/2	●	●	●	●	●	●	●
5/8	●	●	●	●	●	●	●
3/4	●	●	●	●	●	●	●
1	●	●	●	●	●	●	●
1.1/4			●	●	●	●	●
1.1/2			●	●	●	●	●
1.3/4					●	●	●
2					●	●	●

CLICK HERE TO RETURN TO THE CONTENTS PAGE ❯

SOCKET COUNTERSUNK SCREWS ANSI B18.3

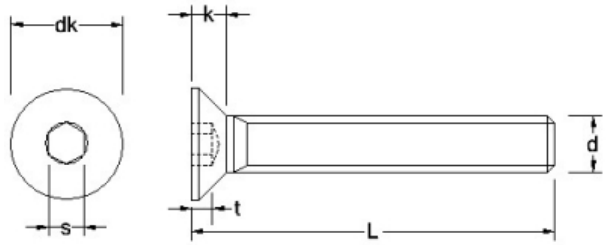

Material grades: A2:● A4: ▲

dk (Max)	0.138	0.168	0.197	0.255	0.281	0.307	0.307	0.359	0.411	0.411	0.531	0.531	0.656	0.656	0.781	0.781	0.844
k (Max)	0.044	0.054	0.064	0.083	0.090	0.097	0.097	0.112	0.127	0.127	0.161	0.161	0.198	0.198	0.234	0.234	0.234
s	0.035	0.050	0.050	1/16	5/64	5/64	5/64	3/32	1/8	1/8	5/32	5/32	3/16	3/16	7/32	7/32	1/4
t (Min)	0.025	0.031	0.038	0.055	0.061	0.066	0.066	0.076	0.087	0.087	0.111	0.111	0.135	0.135	0.159	0.159	0.159

Length/dim	0-80	1-72	2-56	4-40	5-40	6-32	6-40	8-32	10-24	10-32	1/4-20	1/4-28	5/16-18	5/16-24	3/8-16	3/8-24	7/16-14
1/8	●	●	●														
3/16	●	●	●	●▲													
1/4	●	●	●	●▲	●	●▲	●	●▲	●	●							
5/16			●	●▲	●	●▲		●▲	●	●							
3/8	●	●	●	●▲	●	●▲	●	●▲	●▲	●▲	●▲	●					
7/16	●	●	●	●▲	●	●▲		●▲	●▲	●▲	●▲	●					
1/2	●	●	●	●▲	●	●▲	●	●▲	●▲	●▲	●▲	●▲	●▲	●	●		
5/8	●	●	●	●▲	●	●▲		●▲	●▲	●▲	●▲	●▲	●▲	●	●		
3/4		●	●	●▲	●	●▲	●	●▲	●▲	●▲	●▲	●▲	●▲	●	●▲	●	
7/8			●	●		●		●▲	●▲	●▲	●▲	●▲	●▲	●	●▲	●	
1			●	●		●	●	●▲	●▲	●▲	●▲	●▲	●▲	●	●▲	●	●
1.1/4				●		●		●	●	●▲	●▲	●	●▲	●	●▲	●	●
1.1/2				●		●		●	●	●▲	●▲	●	●▲	●	●▲	●	●
1.3/4						●		●	●	●	●▲	●	●▲	●	●▲	●	●
2						●		●	●	●	●▲	●	●▲	●	●▲	●	●
2.1/4											●▲	●	●▲	●	●▲	●	●

CLICK HERE TO RETURN TO THE CONTENTS PAGE ❯

SOCKET COUNTERSUNK SCREWS ANSI B18.3

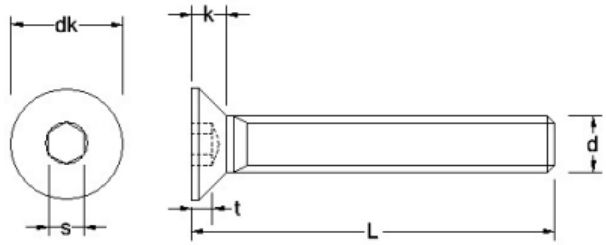

Material grades: A2:● A4: ▲

dk (Max)	0.938	0.938	1.188	1.438	1.688
k (Max)	0.251	0.251	0.324	0.396	0.468
s	5/16	5/16	3/8	1/2	9/16
t (Min)	0.172	0.172	0.220	0.220	0.248

Length/dim	1/2-13	1/2-20	5/8-11	3/4-10	7/8-9
1/8					
3/16					
1/4					
5/16					
3/8					
7/16					
1/2					
5/8					
3/4	●▲	●			
7/8	●▲	●			
1	●▲	●	●▲	▲	
1.1/4	●▲	●	●▲	●▲	
1.1/2	●▲	●	●▲	●▲	
1.3/4	●▲	●	●▲	●▲	
2	●▲	●	●▲	●▲	
2.1/4	●▲	●			

CLICK HERE TO RETURN TO THE CONTENTS PAGE ❯

SOCKET COUNTERSUNK SCREWS ANSI B18.3

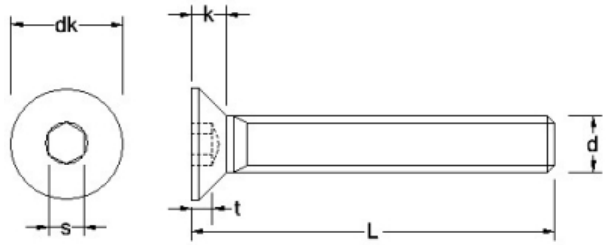

Material grades: A2:● A4: ▲

dk (Max)	0.138	0.168	0.197	0.255	0.281	0.307	0.307	0.359	0.411	0.411	0.531	0.531	0.656	0.656	0.781	0.781	0.844
k (Max)	0.044	0.054	0.064	0.083	0.090	0.097	0.097	0.112	0.127	0.127	0.161	0.161	0.198	0.198	0.234	0.234	0.234
s	0.035	0.050	0.050	1/16	5/64	5/64	5/64	3/32	1/8	1/8	5/32	5/32	3/16	3/16	7/32	7/32	1/4
t (Min)	0.025	0.031	0.038	0.055	0.061	0.066	0.066	0.076	0.087	0.087	0.111	0.111	0.135	0.135	0.159	0.159	0.159
Length/dim	**0-80**	**1-72**	**2-56**	**4-40**	**5-40**	**6-32**	**6-40**	**8-32**	**10-24**	**10-32**	**1/4-20**	**1/4-28**	**5/16-18**	**5/16-24**	**3/8-16**	**3/8-24**	**7/16-14**
2.1/2									●	●	●▲	●	●▲	●	●▲	●	●
2.3/4															●▲	●	●
3									●	●	●▲	●	●▲	●	●▲	●	●
3.1/2									●	●	●	●	●▲	●	●▲	●	●
4									●	●	●	●	●▲	●	●▲	●	●
4.1/2											●		●		●▲		
5											●		●		●▲		
5.1/2																	
6											●		●		●▲		
7															●		
8															●		
9															●		
10															●		

CLICK HERE TO RETURN TO THE CONTENTS PAGE ❯

SOCKET COUNTERSUNK SCREWS ANSI B18.3

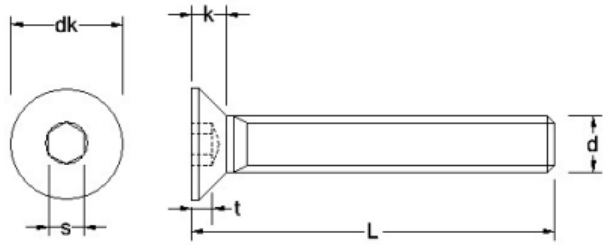

Material grades: A2:● A4: ▲

dk (Max)	0.938	0.938	1.188	1.438	1.688
k (Max)	0.251	0.251	0.324	0.396	0.468
s	5/16	5/16	3/8	1/2	9/16
t (Min)	0.172	0.172	0.220	0.220	0.248
Length/dim	**1/2-13**	**1/2-20**	**5/8-11**	**3/4-10**	**7/8-9**
2.1/2	●▲	●	●▲	●▲	
2.3/4					
3	●▲	●	●▲	●▲	●
3.1/2	●▲		●▲	●▲	●
4	●▲		●▲	●▲	●
4.1/2	●		●		
5	●		●	●	●
5.1/2	●				
6	●		●	●	●
7	●				
8	●				
9	●				
10	●				

CLICK HERE TO RETURN TO THE CONTENTS PAGE ❯

SOCKET SET SCREWS CUP POINT ANSI B18.3

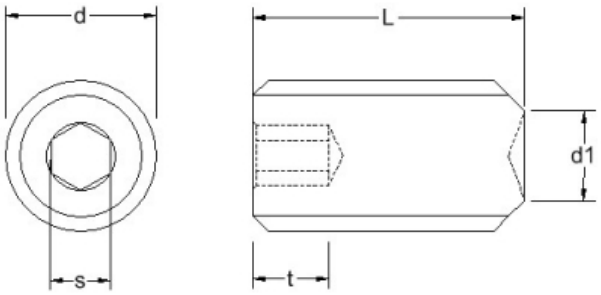

Material grades: A2:● A4: ▲

d1 (Max)	0.033	0.040	0.047	0.054	0.054	0.061	0.061	0.067	0.074	0.074	0.087	0.087	0.102	0.102	0.132	0.132	0.172
s	0.028	0.028	0.035	0.050	0.050	0.050	0.050	1/16	1/16	1/16	5/64	5/64	3/32	3/32	1/8	1/8	5/32
t (Min)	0.050	0.060	0.060	0.070	0.070	0.070	0.070	0.080	0.080	0.080	0.090	0.090	0.100	0.100	0.125	0.125	0.156
Length/dim	**0-80**	**1-72**	**2-56**	**3-48**	**3-56**	**4-40**	**4-48**	**5-40**	**6-32**	**6-40**	**8-32**	**8-36**	**10-24**	**10-32**	**1/4-20**	**1/4-28**	**5/16-18**
1/16		●	●▲														
3/32	●	●	●▲	●	●	●▲	●										
1/8	●	●	●▲	●	●	●▲	●	●	●▲	●	●▲	●	●▲	●▲			
5/32	●					●▲	●										
3/16	●	●	●▲	●	●	●▲	●	●	●▲	●	●▲	●	●▲	●▲	●▲	●▲	
7/32	●																
1/4	●	●	●▲	●	●	●▲	●	●	●▲	●	●▲	●	●▲	●▲	●▲	●▲	●▲
5/16	●	●	●▲	●	●	●▲	●	●	●▲	●	●▲	●	●▲	●▲	●▲	●▲	●▲
3/8	●	●	●▲	●	●	●▲	●	●	●▲	●	●▲	●	●▲	●▲	●▲	●▲	●▲
7/16	●		●	●	●	●▲	●	●	●▲	●	●▲	●	●▲	●▲	●▲	●▲	●▲
1/2	●		●	●	●	●▲	●	●	●▲	●	●▲	●	●▲	●▲	●▲	●▲	●▲
5/8			●			●▲	●	●	●▲	●	●▲	●	●▲	●▲	●▲	●▲	●▲
3/4			●			●▲	●	●	●▲	●	●▲	●	●▲	●▲	●▲	●▲	●▲
7/8			●			●	●	●	●▲	●	●▲	●	●▲	●▲	●▲	●▲	●▲
1			●			●	●	●	●▲	●	●▲	●	●▲	●▲	●▲	●▲	●▲
1.1/4						●			●▲		●▲		●▲	●▲	●▲	●	●▲
1.1/2						●			●▲		●▲		●▲	●▲	●▲	●	●▲

CLICK HERE TO RETURN TO THE CONTENTS PAGE ❯

SOCKET SET SCREWS CUP POINT ANSI B18.3

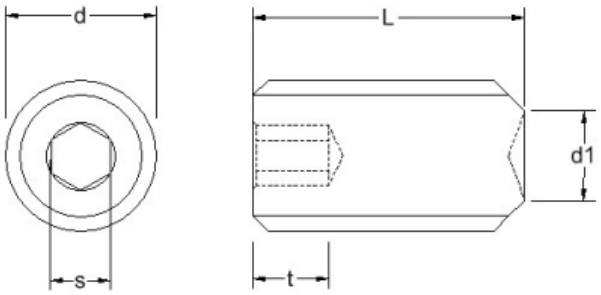

Material grades: A2:● A4: ▲

d1 (Max)	0.172	0.212	0.212	0.252	0.252	0.291	0.291	0.371	0.450
s	5/32	3/16	3/16	7/32	7/32	1/4	1/4	5/16	3/8
t (Min)	0.156	0.188	0.188	0.219	0.219	0.250	0.250	0.312	0.375
Length/dim	**5/16-24**	**3/8-16**	**3/8-24**	**7/16-14**	**7/16-20**	**1/2-13**	**1/2-20**	**5/8-11**	**3/4-10**
1/16									
3/32									
1/8									
5/32									
3/16									
7/32									
1/4	●▲	●▲	●▲						
5/16	●▲	●▲	●▲						
3/8	●▲	●▲	●▲	●	●	●▲	●▲		
7/16	●▲	●▲	●▲	●	●				
1/2	●▲	●▲	●▲	●	●	●▲	●▲	●▲	
5/8	●▲	●▲	●▲	●	●	●▲	●▲	●▲	●▲
3/4	●▲	●▲	●▲	●	●	●▲	●▲	●▲	●▲
7/8	●▲	●▲	●▲	●	●	●▲	●▲	●▲	
1	●▲	●▲	●▲	●	●	●▲	●▲	●▲	●▲
1.1/4	●	●▲	●	●	●	●▲	●▲	●▲	●▲
1.1/2	●	●▲	●	●	●	●▲	●▲	●▲	●▲

CLICK HERE TO RETURN TO THE CONTENTS PAGE ❯

SOCKET SET SCREWS CUP POINT ANSI B18.3

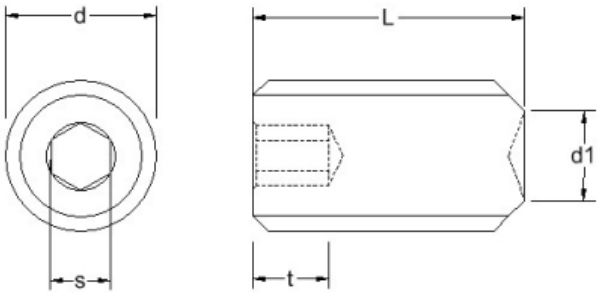

Material grades: A2:● A4: ▲

d1 (Max)	0.033	0.040	0.047	0.054	0.054	0.061	0.061	0.067	0.074	0.074	0.087	0.087	0.102	0.102	0.132	0.132	0.172
s	0.028	0.028	0.035	0.050	0.050	0.050	0.050	1/16	1/16	1/16	5/64	5/64	3/32	3/32	1/8	1/8	5/32
t (Min)	0.050	0.060	0.060	0.070	0.070	0.070	0.070	0.080	0.080	0.080	0.090	0.090	0.100	0.100	0.125	0.125	0.156
Length/dim	**0-80**	**1-72**	**2-56**	**3-48**	**3-56**	**4-40**	**4-48**	**5-40**	**6-32**	**6-40**	**8-32**	**8-36**	**10-24**	**10-32**	**1/4-20**	**1/4-28**	**5/16-18**
1.3/4									●		●		●	●	●▲	●	●▲
2									●		●		●	●	●▲	●	●▲
2.1/2															●		●
3															●		●
3.1/2																	●
4																	●

CLICK HERE TO RETURN TO THE CONTENTS PAGE ❯

SOCKET SET SCREWS CUP POINT ANSI B18.3

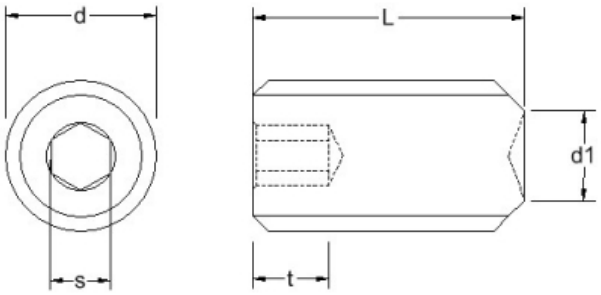

Material grades: A2:● A4: ▲

d1 (Max)	0.172	0.212	0.212	0.252	0.252	0.291	0.291	0.371	0.450
s	5/32	3/16	3/16	7/32	7/32	1/4	1/4	5/16	3/8
t (Min)	0.156	0.188	0.188	0.219	0.219	0.250	0.250	0.312	0.375
Length/dim	**5/16-24**	**3/8-16**	**3/8-24**	**7/16-14**	**7/16-20**	**1/2-13**	**1/2-20**	**5/8-11**	**3/4-10**
1.3/4	●	●▲	●	●	●	●▲	●		●▲
2	●	●▲	●	●	●	●▲	●	●▲	●▲
2.1/2		●				●	●	●▲	●▲
3		●				●	●	●▲	●▲
3.1/2		●				●			●▲
4		●				●			●▲

CLICK HERE TO RETURN TO THE CONTENTS PAGE ❯

SOCKET SET SCREWS FLAT POINT ANSI B18.3

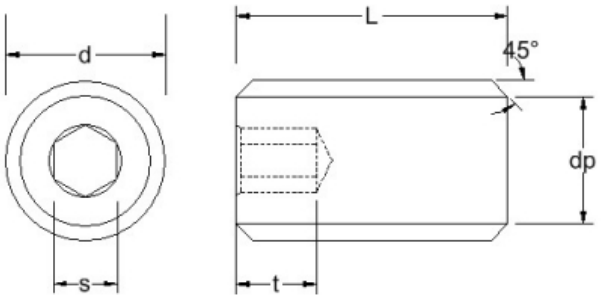

Material grades: A2:● A4: ▲

dp(Max)	0.047	0.061	0.074	0.087	0.102	0.102	0.132	0.132	0.172	0.212
s	0.035	0.050	1/16	5/64	3/32	3/32	1/8	1/8	5/32	3/16
t (Min)	0.060	0.070	0.080	0.090	0.100	0.100	0.125	0.125	0.156	0.188

Length/dim	2-56	4-40	6-32	8-32	10-24	10-32	1/4-20	1/4-28	5/16-18	3/8-16
1/8	●	●▲	●▲	●▲						
3/16	●	●▲	●▲	●▲	●▲	●▲				
1/4	●	●▲	●▲	●▲	●▲	●▲	●▲	●▲		
5/16	●	●▲	●▲	●▲	●▲	●▲	●▲	●▲	●	
3/8	●	●▲	●▲	●▲	●▲	●▲	●▲	●▲	●	●
7/16		●▲	●▲	●▲	●▲	●▲	●▲	●▲	●	●
1/2		●▲	●▲	●▲	●▲	●▲	●▲	●▲	●	●
5/8			●▲	●▲	●▲	●▲	●▲	●▲	●	●
3/4			●▲	●▲	●▲	●▲	●▲	●▲	●	●
7/8				●	●	●	●▲	●▲		●
1				●	●	●	●▲	●▲	●	●
1.1/4							●		●	●
1.1/2							●		●	●
1.3/4										●
2										●

CLICK HERE TO RETURN TO THE CONTENTS PAGE ❯

SOCKET SET SCREWS CONE POINT ANSI B18.3

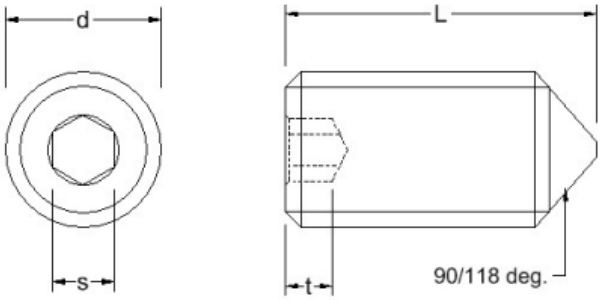

Material grades: A2:● A4: ▲

L1 *	0.13	0.13	0.19	0.19	0.19	0.25	0.25	0.25	0.31	0.31	0.38	0.38	0.44	0.44			
s	0.035	0.050	0.050	1/16	1/16	5/64	3/32	3/32	1/8	1/8	5/32	5/32	3/16	3/16			
t (Min)	0.060	0.070	0.070	0.080	0.080	0.090	0.100	0.100	0.125	0.125	0.156	0.156	0.188	0.188			
Length/dim	**2-56**	**3-48**	**4-40**	**5-40**	**6-32**	**8-32**	**10-24**	**10-32**	**1/4-20**	**1/4-28**	**5/16-18**	**5/16-24**	**3/8-16**	**3/8-24**			
1/8	●▲	●	●▲														
3/16	●▲	●	●▲	●	●▲	●▲											
1/4	●▲	●	●▲	●	●▲	●▲	●▲	●▲	●▲	●▲							
5/16	●▲	●	●▲	●	●▲	●▲	●▲	●▲	●▲	●▲	●▲	●					
3/8	●▲	●	●▲	●	●▲	●▲	●▲	●▲	●▲	●▲	●▲	●	●▲	●			
7/16			●▲		●▲	●▲	●▲	●▲	●▲	●▲	●▲	●	●▲	●			
1/2			●▲		●▲	●▲	●▲	●▲	●▲	●▲	●▲	●	●▲	●			
5/8					●▲	●▲	●▲	●▲	●▲	▲	●▲	●	●▲	●			
3/4					●▲	●▲	●▲	●▲	●▲	▲	●▲	●	●▲	●			
7/8							▲	▲	●▲	▲	●▲	●	●▲	●			
1							▲	▲	●▲	▲	●▲	●	●▲	●			
1.1/4									●▲		●▲		●▲				
1.1/2									●▲		●▲		●▲				
1.3/4											▲		●▲				
2											▲		●▲				

CLICK HERE TO RETURN TO THE CONTENTS PAGE ❯

SOCKET SET SCREWS DOG POINT ANSI B18.3

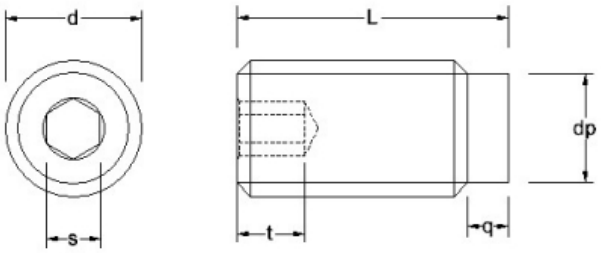

Material grades: A2:●

dp (Max)	0.057	0.075	0.092	0.109	0.127	0.127	0.156	0.203	0.250
q (Max)	0.024	0.030	0.038	0.043	0.049	0.049	0.067	0.082	0.099
s	0.035	0.050	1/16	5/64	3/32	3/32	1/8	5/32	3/16
t (Min)	0.060	0.070	0.080	0.090	0.100	0.100	0.125	0.156	0.188

Length/dim	2-56	4-40	6-32	8-32	10-24	10-32	1/4-20	5/16-18	3/8-16
1/8	●	●							
3/16	●	●	●	●					
1/4	●	●	●	●	●	●	●		
5/16	●	●	●	●	●	●	●	●	
3/8	●	●	●	●	●	●	●	●	●
7/16		●	●	●	●	●	●	●	●
1/2		●	●	●	●	●	●	●	●
5/8			●	●	●	●	●	●	●
3/4			●	●	●	●	●	●	●
7/8				●	●	●	●	●	●
1				●	●	●	●	●	●
1.1/4							●	●	●
1.1/2							●	●	●
1.3/4							●	●	●
2							●	●	●

CLICK HERE TO RETURN TO THE CONTENTS PAGE ❯

HEXAGON HEAD SET SCREWS ANSI B18.2.1

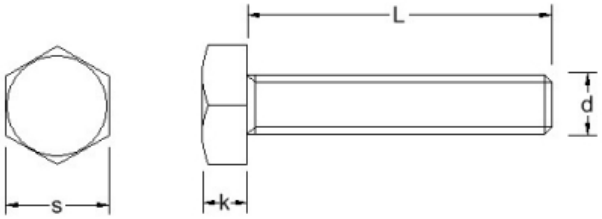

Material grades: A2:● A4: ▲

k (Max)	0.060	0.093	0.110	0.120	0.120	0.155	0.163	0.163	0.211	0.211	0.243	0.243	0.291	0.291	0.323	0.323	0.371
s (Max)	0.188	0.250	0.250	0.312	0.312	0.312	0.438	0.438	0.500	0.500	0.562	0.562	0.625	0.625	0.750	0.750	0.812
Length/dim	**4-40**	**6-32**	**8-32**	**10-24**	**10-32**	**12-24**	**1/4-20**	**1/4-28**	**5/16-18**	**5/16-24**	**3/8-16**	**3/8-24**	**7/16-14**	**7/16-20**	**1/2-13**	**1/2-20**	**9/16-12**
1/4	●	●	●		●												
5/16	●	●▲	●▲	●▲	●												
3/8	●	●▲	●▲	●▲	●▲		●▲	●	●		●						
7/16	●	●▲	●▲				●▲										
1/2	●	●▲	●▲	●▲	●▲	●	●▲	●▲	●▲	●▲	●▲	●▲			●	●▲	
9/16	●	●▲	●▲														
5/8	●	●▲	●▲	●▲	●▲	●	●▲	●▲	●▲	●▲	●▲	●▲			●		
3/4	●	●▲	●▲	●▲	●▲	●	●▲	●▲	●▲	●▲	●▲	●▲	●▲	●▲	●▲	●▲	
7/8	●	●▲	●▲	●▲	●▲	●	●▲	●▲	●▲	●▲	●▲	●▲		●▲	●▲	●▲	
1	●	●▲	●▲	●▲	●▲	●	●▲	●▲	●▲	●▲	●▲	●▲	●▲	●▲	●▲	●▲	●▲
1.1/8							●▲	●	●▲	●▲	●▲	●▲			●▲		
1.1/4		●▲	●▲	●▲	●▲		●▲	●▲	●▲	●▲	●▲	●▲	●▲	●▲	●▲	●▲	●▲
1.1/2		●▲	●▲	●▲	●▲		●▲	●▲	●▲	●▲	●▲	●▲	●▲	●▲	●▲	●▲	●▲
1.3/4			●	●	●		●▲	●▲	●▲	●▲	●▲	●▲	●▲	▲	●▲	●▲	●▲
2			●	●	●		●▲	●▲	●▲	●▲	●▲	●▲	●▲	●▲	●▲	●▲	●▲
2.1/4				●	●		●▲	●	●▲	●▲	●▲	●		●▲	●▲	●	
2.1/2				●	●		●▲	●	●▲	●▲	●▲	●	●	●▲	●▲	●	
2.3/4					●		●▲	●	●		●▲	●	●▲	●▲	●▲	●	

CLICK HERE TO RETURN TO THE CONTENTS PAGE ❯

HEXAGON HEAD SET SCREWS ANSI B18.2.1

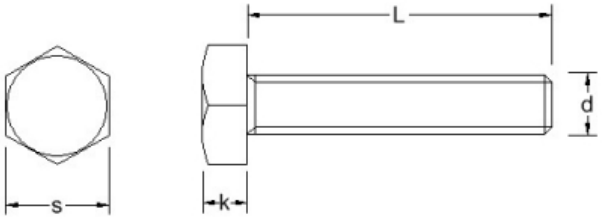

Material grades: A2:● A4: ▲

k (Max)	0.371	0.403	0.403	0.483	0.483	0.563	0.563	0.627	0.627
s (Max)	0.812	0.938	0.938	1.125	1.125	1.312	1.312	1.500	1.500
Length/dim	**9/16-18**	**5/8-11**	**5/8-18**	**3/4-10**	**3/4-16**	**7/8-9**	**7/8-14**	**1-8**	**1-12**
1/4									
5/16									
3/8									
7/16									
1/2									
9/16									
5/8									
3/4		●▲							
7/8									
1	▲	●▲	●▲	●					
1.1/8									
1.1/4	▲	●▲	●▲	●▲	▲				
1.1/2	●▲	●▲	●▲	●▲	●▲	●▲	●▲		
1.3/4	●▲	●▲	●▲	●▲	●▲	●▲	●▲	▲	▲
2	●▲	●▲	●▲	●▲	●▲	●▲	●▲	●▲	●▲
2.1/4		●▲	▲	●▲		●▲	●▲	●▲	●▲
2.1/2		▲	▲	●▲		●▲	●▲	●▲	●▲
2.3/4		●▲		●▲		●▲		●▲	●▲

CLICK HERE TO RETURN TO THE CONTENTS PAGE ❯

HEXAGON HEAD SET SCREWS ANSI B18.2.1

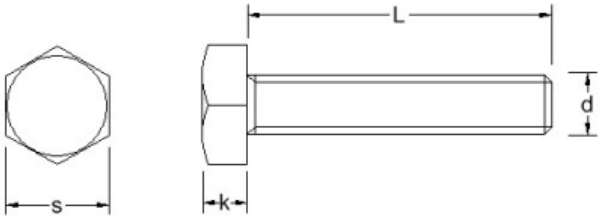

Material grades: A2:● A4: ▲

k (Max)	0.060	0.093	0.110	0.120	0.120	0.155	0.163	0.163	0.211	0.211	0.243	0.243	0.291	0.291	0.323	0.323	0.371
s (Max)	0.188	0.250	0.250	0.312	0.312	0.312	0.438	0.438	0.500	0.500	0.562	0.562	0.625	0.625	0.750	0.750	0.812
Length/dim	**4-40**	**6-32**	**8-32**	**10-24**	**10-32**	**12-24**	**1/4-20**	**1/4-28**	**5/16-18**	**5/16-24**	**3/8-16**	**3/8-24**	**7/16-14**	**7/16-20**	**1/2-13**	**1/2-20**	**9/16-12**
3					●		●▲	●	●▲	●	●▲	●	●▲	●▲	●▲	●	
3.1/4									●▲		●▲				●▲	●	
3.1/2							●▲		●▲		●▲		●▲	●	●▲	●	
3.3/4									●▲								
4							●▲		●▲		●▲		●▲	●	●▲	●	
4.1/2							●▲		●▲		●▲				●▲	●	
5							●▲		●▲		●▲		●▲		●▲	●	
5.1/2															●▲	●	
6							●▲		●▲		●▲				●▲	●	
7									▲		●▲				●▲		
8									▲		●▲				●▲		
9											●				●		
10															●		
11															●		
12															●		

CLICK HERE TO RETURN TO THE CONTENTS PAGE ❯

HEXAGON HEAD SET SCREWS ANSI B18.2.1

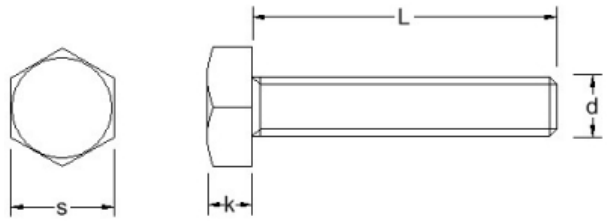

Material grades: A2:● A4: ▲

k (Max)	0.371	0.403	0.403	0.483	0.483	0.563	0.563	0.627	0.627
s (Max)	0.812	0.938	0.938	1.125	1.125	1.312	1.312	1.500	1.500
Length/dim	**9/16-18**	**5/8-11**	**5/8-18**	**3/4-10**	**3/4-16**	**7/8-9**	**7/8-14**	**1-8**	**1-12**
3		●▲		●▲		●▲		●▲	●▲
3.1/4								●▲	●▲
3.1/2		●▲		●▲		●▲		●▲	●▲
3.3/4									
4		●▲		●▲		●▲		●▲	
4.1/2		●▲		●▲		●▲		●▲	
5		●▲		●▲		●▲		●▲	
5.1/2				●▲		●▲			
6		●▲		●▲		●▲		●▲	
7		●▲		●▲		●		●	
8		●▲		●▲		●		●	
9		●		●		●		●	
10		●		●		●		●	
11		●		●		●		●	
12		●		●		●		●	

CLICK HERE TO RETURN TO THE CONTENTS PAGE ❯

HEXAGON HEAD BOLTS ANSI B18.2.1

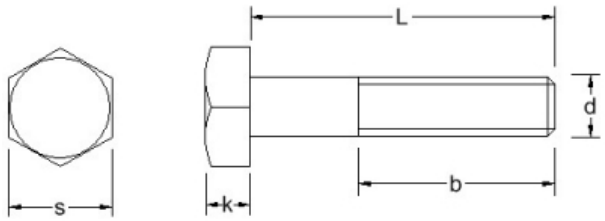

Material grades: A2:● A4: ▲

k (Max)	0.163	0.163	0.211	0.211	0.243	0.243	0.291	0.291	0.323	0.323	0.371	0.371	0.403	0.403	0.483	0.483	0.563
s (Max)	0.438	0.438	0.500	0.500	0.562	0.562	0.625	0.625	0.750	0.750	0.812	0.812	0.938	0.938	1.125	1.125	1.312
Length/dim	**1/4-20**	**1/4-28**	**5/16-18**	**5/16-24**	**3/8-16**	**3/8-24**	**7/16-14**	**7/16-20**	**1/2-13**	**1/2-20**	**9/16-12**	**9/16-18**	**5/8-11**	**5/8-18**	**3/4-10**	**3/4-16**	**7/8-9**
1.1/4	●▲	●▲															
1.3/8	●▲	●▲															
1.1/2	●▲	●▲	●▲	●▲	●▲	●▲											
1.5/8	●▲	●▲															
1.3/4	●▲	●▲	●▲	●▲	●▲	●▲	●▲	●▲	●▲	●▲							
2	●▲	●▲	●▲	●▲	●▲	●▲	●▲	●▲	●▲	●▲	●▲	●		▲			
2.1/4	●▲	●▲	●▲	●▲	●▲	●▲	●▲	●▲	●▲	●▲	●▲	●	●▲	●▲			
2.1/2	●▲	●▲	●▲	●▲	●▲	●▲	●▲	●▲	●▲	●▲	●▲	●	●▲	●▲	●▲	●	●▲
2.3/4	●▲	●▲	●▲	●▲	●▲	●▲	●▲	●▲	●▲	●▲	●▲	●	●▲	●▲	●▲	●	●▲
3	●▲	●▲	●▲	●▲	●▲	●▲	●▲	●▲	●▲	●▲	●▲	●	●▲	●▲	●▲	●	●▲
3.1/4	●▲	●▲	●▲	●▲	●▲		●▲	●▲	●▲	●▲			●▲		●▲	●	●▲
3.1/2	●▲	●▲	●▲	●▲	●▲	●▲	●▲	●▲	●▲	●▲	●▲	●	●▲	●▲	●▲	●	●▲
3.3/4	●▲	●▲	●▲		●▲	●▲			●▲	●▲			●▲	●▲	●▲	●	
4	●▲	●▲	●▲	●▲	●▲	●▲	●▲	●▲	●▲	●▲	●▲	●	●▲	●▲	●▲	●	●▲
4.1/4															●▲		
4.1/2	●▲	●▲	●▲	●	●▲	●	●▲	▲	●▲	●▲	●		●▲	●	●▲	●	●▲
5	●▲	●	●▲	●	●▲	●	●▲		●▲	●▲	●		●▲	●	●▲	●	●▲
5.1/2	●▲	●	●▲	●	●▲	●	●▲		●▲	●			●▲	●	●▲	●	●▲

CLICK HERE TO RETURN TO THE CONTENTS PAGE ❯

HEXAGON HEAD BOLTS ANSI B18.2.1

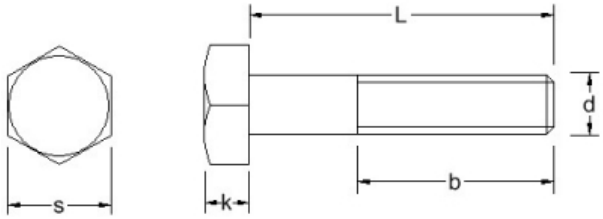

Material grades: A2:● A4: ▲

k (Max)	0.563	0.627																
s (Max)	1.312	1.500																
Length/dim	**7/8-14**	**1-8**																
1.1/4																		
1.3/8																		
1.1/2																		
1.5/8																		
1.3/4																		
2																		
2.1/4																		
2.1/2	●	●▲																
2.3/4	●	●▲																
3	●	●▲																
3.1/4	●	●▲																
3.1/2	●	●▲																
3.3/4	●	●▲																
4	●	●▲																
4.1/4																		
4.1/2	●	●▲																
5	●	●▲																
5.1/2	●	●▲																

CLICK HERE TO RETURN TO THE CONTENTS PAGE ❯

HEXAGON HEAD BOLTS ANSI B18.2.1

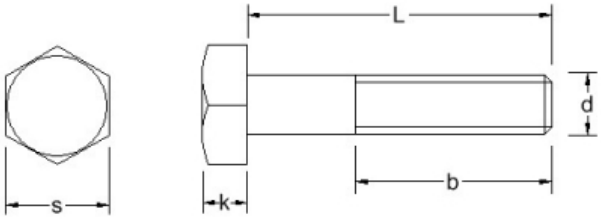

Material grades: A2:● A4: ▲

k (Max)	0.163	0.163	0.211	0.211	0.243	0.243	0.291	0.291	0.323	0.323	0.371	0.371	0.403	0.403	0.483	0.483	0.563
s (Max)	0.438	0.438	0.500	0.500	0.562	0.562	0.625	0.625	0.750	0.750	0.812	0.812	0.938	0.938	1.125	1.125	1.312
Length/dim	**1/4-20**	**1/4-28**	**5/16-18**	**5/16-24**	**3/8-16**	**3/8-24**	**7/16-14**	**7/16-20**	**1/2-13**	**1/2-20**	**9/16-12**	**9/16-18**	**5/8-11**	**5/8-18**	**3/4-10**	**3/4-16**	**7/8-9**
6	●▲	●	●▲	●	●▲	●	●▲		●▲	●			●▲	●	●▲	●	●▲
6.1/2					●▲				▲				●▲		●▲		
7	●▲		●▲		●▲				●▲				●▲		●▲		●▲
7.1/2					●▲				●▲								
8	●▲		●▲		●▲				●▲				●▲		●▲		●▲
8.1/2					●▲				●▲								
9	●▲		●▲		●▲				●▲				●▲		●▲		●▲
10	●▲		●▲		●▲				●▲				●▲		●▲		●▲
11	●		●		●				●▲				●▲		●▲		●▲
12	●		●		●				●▲				●▲		●▲		●▲
14					●				●▲				●▲		●▲		●▲
16					●				●				●▲		●▲		●
18									●				●		●▲		●
20									●				●		●		●

CLICK HERE TO RETURN TO THE CONTENTS PAGE ❯

HEXAGON HEAD BOLTS ANSI B18.2.1

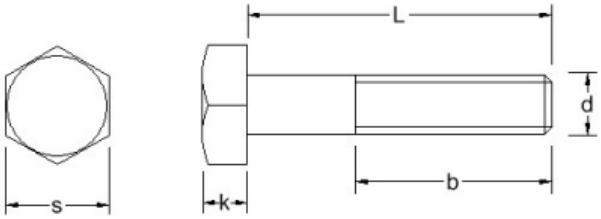

Material grades: A2:● A4: ▲

k (Max)	0.563	0.627																
s (Max)	1.312	1.500																
Length/dim	**7/8-14**	**1-8**																
6	●	●▲																
6.1/2		●▲																
7		●▲																
7.1/2																		
8		●▲																
8.1/2																		
9		●▲																
10		●▲																
11		●▲																
12		●▲																
14		●▲																
16		●																
18		●																
20																		

CLICK HERE TO RETURN TO THE CONTENTS PAGE ❯

CARRIAGE BOLTS FULL THREAD ANSI B18.5

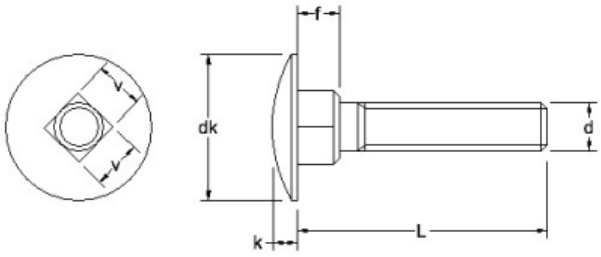

Material grades: A2: ●

dk (Max)	0.594	0.719	0.844	1.094	1.344	1.594
f (Max)	0.156	0.187	0.219	0.281	0.344	0.406
k (Max)	0.145	0.176	0.208	0.270	0.344	0.406
v (Max)	0.260	0.324	0.388	0.515	0.642	0.768

Length/dim	1/4-20	5/16-18	3/8-16	1/2-13	5/8-11	3/4-10
1	●	●				
1.1/4	●	●				
1.1/2	●	●	●	●	●	
2	●	●	●	●	●	●
2.1/4		●				
2.1/2	●	●	●	●	●	●
2.3/4		●				
3	●	●	●	●	●	●
3.1/2	●	●	●	●	●	●
4	●	●	●	●	●	●

CLICK HERE TO RETURN TO THE CONTENTS PAGE ❯

CARRIAGE BOLTS ANSI B18.5

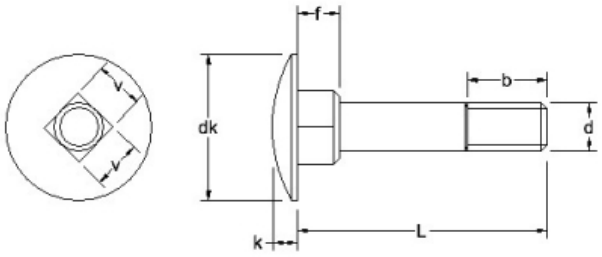

Material grades: A2:●

dk (Max)	0.594	0.719	0.844	1.094	1.344	1.594
f (Max)	0.156	0.187	0.219	0.281	0.344	0.406
k (Max)	0.145	0.176	0.208	0.270	0.344	0.406
v (Max)	0.260	0.324	0.388	0.515	0.642	0.768

Length/dim	1/4-20	5/16-18	3/8-16	1/2-13	5/8-11	3/4-10
4.1/2	●	●	●	●	●	●
5	●	●	●	●	●	●
5.1/2	●	●	●	●	●	
6	●	●	●	●	●	●
6.1/2	●	●	●	●	●	
7	●	●	●	●	●	●
7.1/2		●	●	●	●	
8	●	●	●	●	●	●
8.1/2		●	●	●	●	
9	●	●	●	●	●	●
9.1/2		●	●	●		
10	●	●	●	●	●	●
11		●	●	●		
12		●	●	●	●	●
14		●	●	●	●	●
16			●	●	●	●

CLICK HERE TO RETURN TO THE CONTENTS PAGE ❯

CARRIAGE BOLTS ANSI B18.5

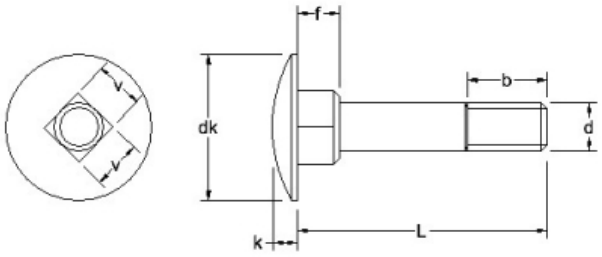

Material grades: A2: ●

dk (Max)	0.594	0.719	0.844	1.094	1.344	1.594											
f (Max)	0.156	0.187	0.219	0.281	0.344	0.406											
k (Max)	0.145	0.176	0.208	0.270	0.344	0.406											
v (Max)	0.260	0.324	0.388	0.515	0.642	0.768											
Length/dim	**1/4-20**	**5/16-18**	**3/8-16**	**1/2-13**	**5/8-11**	**3/4-10**											
18			●	●	●	●											

CLICK HERE TO RETURN TO THE CONTENTS PAGE ❯

HEXAGON HEAD COACH SCREWS ANSI B18.2.1

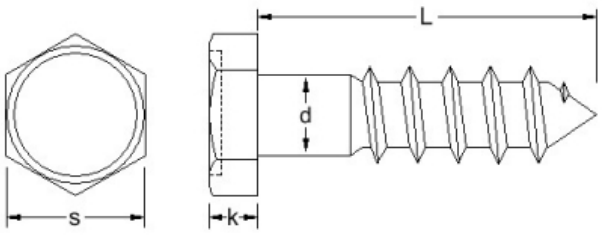

Material grades: A2:●

d (Max)	0.260	0.324	0.388	0.515	0.642	0.768
k (Max)	0.188	0.235	0.268	0.364	0.444	0.524
s (Max)	0.375	0.500	0.562	0.750	0.938	1.125
TPI	10	9	7	6	5	4.1/2

Length/dim	1/4	5/16	3/8	1/2	5/8	3/4
2	●	●	●	●	●	●
2.1/2	●	●	●	●	●	●
3	●	●	●	●	●	●
3.1/2	●	●	●	●	●	●
4	●	●	●	●	●	●
5	●	●	●	●	●	●
6	●	●	●	●	●	●
6.1/2	●	●	●	●	●	●
7	●	●	●	●	●	●
7.1/2			●	●	●	
8	●	●	●	●	●	●
8.1/2			●	●	●	
9			●	●	●	●
10	●	●	●	●	●	●
11				●		
12			●	●	●	●

CLICK HERE TO RETURN TO THE CONTENTS PAGE ❯

HEXAGON HEAD COACH SCREWS ANSI B18.2.1

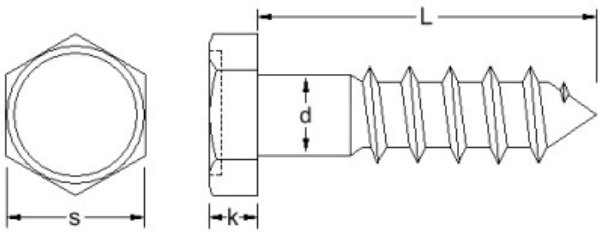

Material grades: A2: ●

d (Max)	0.260	0.324	0.388	0.515	0.642	0.768
k (Max)	0.188	0.235	0.268	0.364	0.444	0.524
s (Max)	0.375	0.500	0.562	0.750	0.938	1.125
TPI	10	9	7	6	5	4.1/2
Length/dim	**1/4**	**5/16**	**3/8**	**1/2**	**5/8**	**3/4**
14			●	●	●	●
16				●		

CLICK HERE TO RETURN TO THE CONTENTS PAGE ❯

SLOT PAN MACHINE SCREWS ANSI B18.6.3

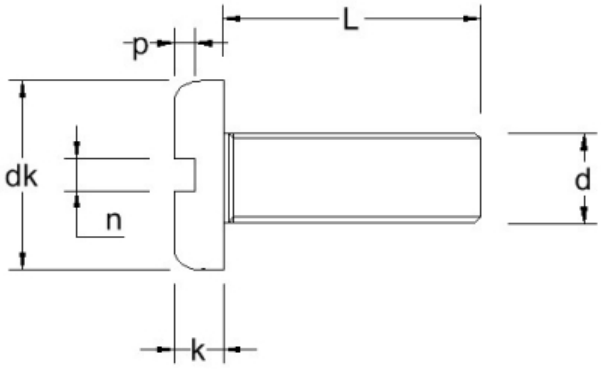

Material grades: A2:● A4: ▲

dk (Max)	0.116	0.142	0.142	0.167	0.193	0.219	0.219	0.245	0.270	0.322	0.373	0.373	0.425	0.492	0.492	0.615	0.740
k (Max)	0.039	0.046	0.046	0.053	0.060	0.068	0.068	0.075	0.082	0.096	0.110	0.110	0.125	0.144	0.144	0.178	0.212
n (Max)	0.023	0.026	0.026	0.031	0.035	0.039	0.039	0.043	0.048	0.054	0.060	0.060	0.067	0.075	0.075	0.084	0.094
p (Max)	0.022	0.027	0.027	0.031	0.036	0.040	0.040	0.045	0.050	0.058	0.068	0.068	0.077	0.087	0.087	0.106	0.124

Length/dim	0-80	1-64	1-72	2-56	3-48	4-40	4-48	5-40	6-32	8-32	10-24	10-32	12-24	1/4-20	1/4-28	5/16-18	3/8-16
1/8	●	●	●	●	●	●▲	●		●▲								
3/16	●	●	●	●	●	●▲	●	●	●▲	●▲	●▲	●▲					
1/4	●	●	●	●	●	●▲	●	●	●▲	●▲	●▲	●▲	●	●▲	●		
5/16	●	●	●	●	●	●▲	●	●	●▲	●▲	●▲	●▲	●	●▲	●		
3/8	●	●	●	●	●	●▲	●	●	●▲	●▲	●▲	●▲	●	●▲	●	●▲	
7/16	●	●	●	●	●	●▲	●	●	●▲	●▲	●▲	●▲	●	●▲	●		
1/2	●	●	●	●	●	●▲	●	●	●▲	●▲	●▲	●▲	●	●▲	●	●▲	●▲
9/16	●	●	●	●		●▲	●	●	●▲	●▲							
5/8	●	●	●	●	●	●▲	●	●	●▲	●▲	●▲	●▲	●	●▲	●	●▲	●▲
3/4	●	●	●	●	●	●▲	●	●	●▲	●▲	●▲	●▲	●	●▲	●	●▲	●▲
7/8	●	●	●	●	●	●▲	●	●	●▲	●▲	●▲	●▲	●	●▲	●	●▲	●▲
1	●	●	●	●	●	●▲	●	●	●▲	●▲	●▲	●▲	●	●▲	●	●▲	●▲
1.1/8						●											
1.1/4				●	●	●		●	●▲	●▲	●	●	●	●▲	●	●	●
1.1/2				●	●	●		●	●▲	●▲	●	●	●	●▲	●	●	●
1.3/4						●			●▲	●▲	●	●	●	●▲	●	●	●

CLICK HERE TO RETURN TO THE CONTENTS PAGE ❯

SLOT PAN MACHINE SCREWS ANSI B18.6.3

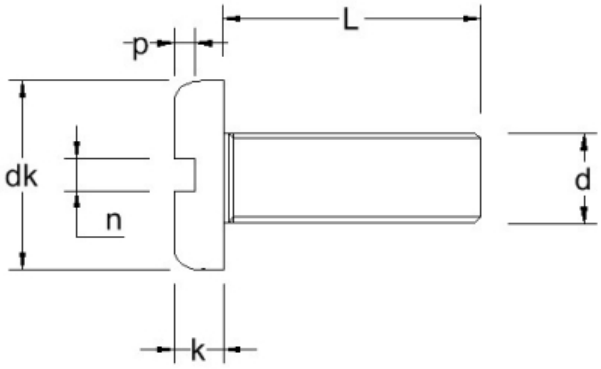

Material grades: A2:● A4: ▲

dk (Max)	0.116	0.142	0.142	0.167	0.193	0.219	0.219	0.245	0.270	0.322	0.373	0.373	0.425	0.492	0.492	0.615	0.740
k (Max)	0.039	0.046	0.046	0.053	0.060	0.068	0.068	0.075	0.082	0.096	0.110	0.110	0.125	0.144	0.144	0.178	0.212
n (Max)	0.023	0.026	0.026	0.031	0.035	0.039	0.039	0.043	0.048	0.054	0.060	0.060	0.067	0.075	0.075	0.084	0.094
p (Max)	0.022	0.027	0.027	0.031	0.036	0.040	0.040	0.045	0.050	0.058	0.068	0.068	0.077	0.087	0.087	0.106	0.124

Length/dim	0-80	1-64	1-72	2-56	3-48	4-40	4-48	5-40	6-32	8-32	10-24	10-32	12-24	1/4-20	1/4-28	5/16-18	3/8-16
2						●			●▲	●▲	●	●	●	●▲	●	●	●
2.1/4									●	●	●	●					
2.1/2									●	●	●	●	●	●		●	●
2.3/4									●	●	●	●					
3									●	●	●	●	●	●		●	●
3.1/2														●		●	●
4														●		●	●
4.1/2																●	
5																●	●
6																	●

CLICK HERE TO RETURN TO THE CONTENTS PAGE ❯

SLOT COUNTERSUNK MACHINE SCREWS ANSI B18.6.3

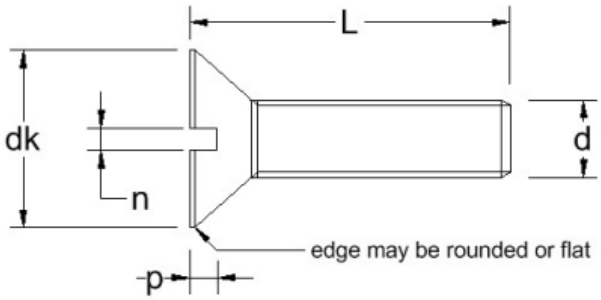

Material grades: A2:● A4: ▲

dk (Max)	0.112	0.137	0.137	0.162	0.162	0.212	0.237	0.262	0.262	0.312	0.362	0.362	0.412	0.477	0.477	0.597	0.597
k	0.035	0.043	0.043	0.051	0.051	0.067	0.075	0.083	0.083	0.100	0.116	0.116	0.132	0.153	0.153	0.191	0.191
L1	1/8	1/8	1/8	1/8	1/8	3/16	3/16	3/16	3/16	1/4	5/16	5/16	3/8	7/16	7/16	1/2	1/2
n (Max)	0.023	0.026	0.026	0.031	0.031	0.039	0.043	0.048	0.048	0.054	0.060	0.060	0.067	0.075	0.075	0.084	0.084
t (Max)	0.015	0.019	0.019	0.023	0.023	0.030	0.034	0.038	0.038	0.045	0.053	0.053	0.060	0.070	0.070	0.088	0.088

Length/dim	0-80	1-64	1-72	2-56	2-64	4-40	5-40	6-32	6-40	8-32	10-24	10-32	12-24	1/4-20	1/4-28	5/16-18	5/16-24
3/32	●																
1/8	●	●	●	●	●	●▲		●▲	●								
5/32	●	●	●	●	●												
3/16	●	●	●	●	●	●▲	●	●▲		●▲	●▲	●▲					
1/4	●	●	●	●	●	●▲	●	●▲	●	●▲	●▲	●▲	●	●▲	●▲		
5/16	●	●	●	●	●	●▲	●	●▲	●	●▲	●▲	●▲	●	●▲	●▲		
3/8	●	●	●	●	●	●▲	●	●▲	●	●▲	●▲	●▲	●	●▲	●▲	●▲	●▲
7/16	●	●	●	●	●		●	●▲	●	●▲	●▲	●▲	●	●▲	●▲		
1/2	●	●	●	●	●	●▲	●	●▲	●	●▲	●▲	●▲	●	●▲	●▲	●▲	●▲
9/16	●	●	●	●	●	●▲	●	●▲	●	●▲							
5/8	●	●	●	●	●	●▲	●	●▲	●	●▲	●▲	●▲	●	●▲	●▲	●▲	●▲
3/4	●	●	●	●	●	●▲	●	●▲	●	●▲	●▲	●▲	●	●▲	●▲	●▲	●▲
7/8	●	●	●	●	●	●▲	●	●▲	●	●▲	●▲	●▲	●	●▲	●▲	●▲	●▲
1	●	●	●	●	●	●▲	●	●▲	●	●▲	●▲	●▲	●	●▲	●▲	●▲	●▲
1.1/4				●	●	●▲	●	●▲	●	●▲	●▲	●▲	●	●▲	●	●▲	●

CLICK HERE TO RETURN TO THE CONTENTS PAGE ❯

SLOT COUNTERSUNK MACHINE SCREWS ANSI B18.6.3

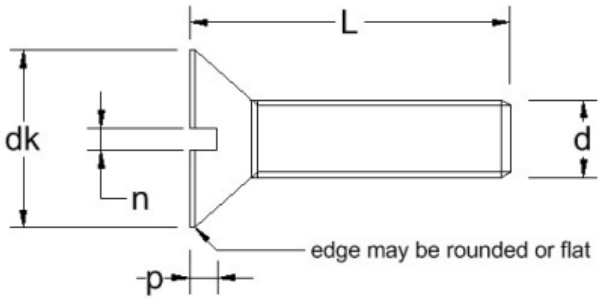

Material grades: A2:● A4: ▲

dk (Max)	0.717	0.815	1.050
k	0.230	0.223	0.298
L1	9/16	3/4	*
n (Max)	0.094	0.106	0.133
t (Max)	0.106	0.103	0.137

Length/dim	3/8-16	1/2-13	5/8-11
3/32			
1/8			
5/32			
3/16			
1/4			
5/16			
3/8			
7/16			
1/2	●▲		
9/16			
5/8	●▲	●▲	
3/4	●▲	●▲	
7/8	●▲	●▲	
1	●▲	●▲	●▲
1.1/4	●▲	●▲	●▲

CLICK HERE TO RETURN TO THE CONTENTS PAGE ❯

SLOT COUNTERSUNK MACHINE SCREWS ANSI B18.6.3

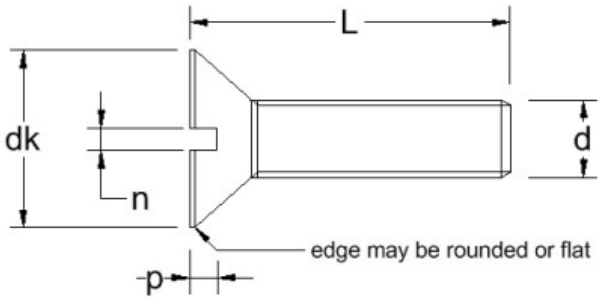

Material grades: A2:● A4: ▲

dk (Max)	0.112	0.137	0.137	0.162	0.162	0.212	0.237	0.262	0.262	0.312	0.362	0.362	0.412	0.477	0.477	0.597	0.597
k	0.035	0.043	0.043	0.051	0.051	0.067	0.075	0.083	0.083	0.100	0.116	0.116	0.132	0.153	0.153	0.191	0.191
L1	1/8	1/8	1/8	1/8	1/8	3/16	3/16	3/16	3/16	1/4	5/16	5/16	3/8	7/16	7/16	1/2	1/2
n (Max)	0.023	0.026	0.026	0.031	0.031	0.039	0.043	0.048	0.048	0.054	0.060	0.060	0.067	0.075	0.075	0.084	0.084
t (Max)	0.015	0.019	0.019	0.023	0.023	0.030	0.034	0.038	0.038	0.045	0.053	0.053	0.060	0.070	0.070	0.088	0.088

Length/dim	0-80	1-64	1-72	2-56	2-64	4-40	5-40	6-32	6-40	8-32	10-24	10-32	12-24	1/4-20	1/4-28	5/16-18	5/16-24
1.1/2				●	●	●▲	●	●▲	●	●▲	●▲	●▲	●	●▲	●	●▲	●
1.3/4						●▲		●▲	●	●▲	●▲	●▲	●	●▲	●	●▲	●
2						●▲		●▲	●	●▲	●▲	●▲	●	●▲	●	●▲	●
2.1/4								●▲		●▲	●▲	●▲		●▲			
2.1/2								●▲		●▲	●▲	●▲	●	●▲		●▲	
2.3/4								●▲		●▲	●▲	●▲					
3								●▲		●▲	●▲	●▲	●	●▲		●▲	
3.1/2														●▲		●▲	
4														●▲		●▲	
4.1/2																●▲	
5																●▲	
6																	

CLICK HERE TO RETURN TO THE CONTENTS PAGE ❯

SLOT COUNTERSUNK MACHINE SCREWS ANSI B18.6.3

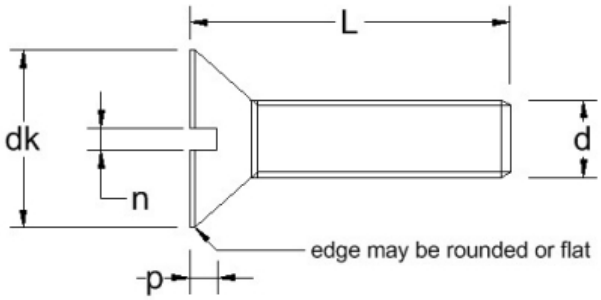

Material grades: A2:● A4: ▲

dk (Max)	0.717	0.815	1.050
k	0.230	0.223	0.298
L1	9/16	3/4	*
n (Max)	0.094	0.106	0.133
t (Max)	0.106	0.103	0.137

Length/dim	3/8-16	1/2-13	5/8-11
1.1/2	●▲	●▲	●▲
1.3/4	●▲	●▲	●▲
2	●▲	●▲	●▲
2.1/4	●▲	●▲	●▲
2.1/2	●▲	●▲	●▲
2.3/4			
3	●▲	●▲	●▲
3.1/2	●▲	●▲	●▲
4	●▲	●▲	●▲
4.1/2			
5	●▲	●▲	●▲
6	●▲	●▲	●▲

CLICK HERE TO RETURN TO THE CONTENTS PAGE ❯

PHILLIPS PAN MACHINE SCREWS ANSI B18.6.3

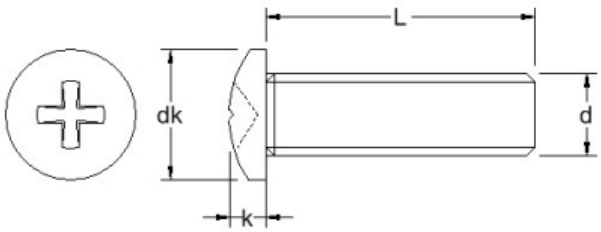

Material grades: A2:● A4: ▲

Drive	#0	#0	#0	#1	#1	#1	#1	#1	#2	#2	#2	#2	#2	#3	#3	#3	#4
dk (Max)	0.116	0.142	0.142	0.167	0.193	0.193	0.219	0.219	0.245	0.270	0.322	0.373	0.373	0.425	0.492	0.492	0.615
k (Max)	0.044	0.053	0.053	0.062	0.071	0.071	0.080	0.080	0.089	0.097	0.115	0.133	0.133	0.151	0.175	0.175	0.218
Length/dim	**0-80**	**1-64**	**1-72**	**2-56**	**3-48**	**3-56**	**4-40**	**4-48**	**5-40**	**6-32**	**8-32**	**10-24**	**10-32**	**12-24**	**1/4-20**	**1/4-28**	**5/16-18**
1/8	●	●	●	●▲	●▲	●	●▲	●	●▲	●▲							
5/32				●▲			●▲	●									
3/16	●	●	●	●▲	●▲	●	●▲	●	●▲	●▲	●▲	●▲	●▲				
1/4	●	●	●	●▲	●▲	●	●▲	●	●▲	●▲	●▲	●▲	●▲				
5/16	●	●	●	●▲	●▲	●	●▲	●	●▲	●▲	●▲	●▲	●▲	●	●▲	●▲	
3/8	●	●	●	●▲	●▲	●	●▲	●	●▲	●▲	●▲	●▲	●▲	●	●▲	●▲	●▲
7/16	●	●	●	●▲	●▲	●	●▲	●	●▲	●▲	●▲	●▲	●▲	●	●▲	●▲	●▲
1/2	●	●	●	●▲	●▲	●	●▲	●	●▲	●▲	●▲	●▲	●▲	●	●▲	●▲	●▲
9/16				●▲			●▲	●		●▲	●▲	●▲	●▲				
5/8	●	●	●	●▲	●▲	●	●▲	●	●▲	●▲	●▲	●▲	●▲	●	●▲	●▲	●▲
3/4	●	●	●	●▲	●▲	●	●▲	●	●▲	●▲	●▲	●▲	●▲	●	●▲	●▲	●▲
7/8	●	●	●	●▲	●▲	●	●▲	●	●▲	●▲	●▲	●▲	●▲	●	●▲	●▲	●▲
1	●	●	●	●▲	●▲	●	●▲	●	●▲	●▲	●▲	●▲	●▲	●	●▲	●▲	●▲
1.1/8				●▲			●▲			●▲	●▲	●▲	●▲		●▲	●	
1.1/4				●▲			●▲		●▲	●▲	●▲	●▲	●▲	●	●▲	●	●▲
1.3/8											●▲	●▲	●▲				
1.1/2				●▲			●▲		●▲	●▲	●▲	●▲	●▲	●	●▲	●	●▲

CLICK HERE TO RETURN TO THE CONTENTS PAGE ❯

PHILLIPS PAN MACHINE SCREWS ANSI B18.6.3

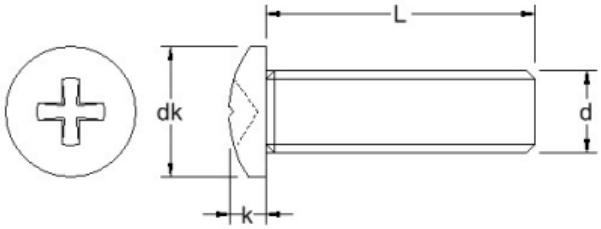

Material grades: A2:● A4: ▲

Drive	#4																
dk (Max)	0.740																
k (Max)	0.261																
Length/dim	**3/8-16**																
1/8																	
5/32																	
3/16																	
1/4																	
5/16																	
3/8																	
7/16																	
1/2	●▲																
9/16																	
5/8	●▲																
3/4	●▲																
7/8	●▲																
1	●▲																
1.1/8																	
1.1/4	●▲																
1.3/8																	
1.1/2	●▲																

CLICK HERE TO RETURN TO THE CONTENTS PAGE ❯

PHILLIPS PAN MACHINE SCREWS ANSI B18.6.3

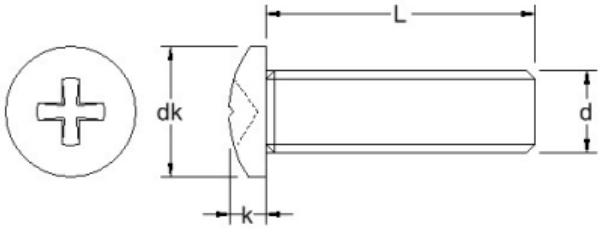

Material grades: A2:● A4: ▲

Drive	#0	#0	#0	#1	#1	#1	#1	#1	#2	#2	#2	#2	#2	#3	#3	#3	#4
dk (Max)	0.116	0.142	0.142	0.167	0.193	0.193	0.219	0.219	0.245	0.270	0.322	0.373	0.373	0.425	0.492	0.492	0.615
k (Max)	0.044	0.053	0.053	0.062	0.071	0.071	0.080	0.080	0.089	0.097	0.115	0.133	0.133	0.151	0.175	0.175	0.218
Length/dim	**0-80**	**1-64**	**1-72**	**2-56**	**3-48**	**3-56**	**4-40**	**4-48**	**5-40**	**6-32**	**8-32**	**10-24**	**10-32**	**12-24**	**1/4-20**	**1/4-28**	**5/16-18**
1.5/8												●▲	●▲				
1.3/4							●▲		●▲	●▲	●▲	●▲	●▲	●	●▲	●	●▲
2							●▲		●▲	●▲	●▲	●▲	●▲	●	●▲	●	●▲
2.1/4										●▲	●▲	●▲	●▲		●▲	●	●▲
2.1/2							●▲			●▲	●▲	●▲	●▲	●	●▲	●	●▲
2.3/4										●▲	●▲	●▲	●▲		●▲	●	●▲
3							●▲			●▲	●▲	●▲	●▲	●	●▲	●	●▲
3.1/4												●▲					
3.1/2											●▲	●▲	●▲		●		●▲
4											●▲	●▲	●▲		●		●▲
4.1/2															●		●
5															●		●
6															●		●

CLICK HERE TO RETURN TO THE CONTENTS PAGE ❯

PHILLIPS PAN MACHINE SCREWS ANSI B18.6.3

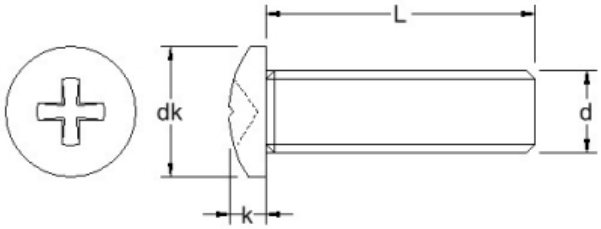

Material grades: A2:● A4: ▲

Drive	#4
dk (Max)	0.740
k (Max)	0.261

Length/dim	3/8-16
1.5/8	
1.3/4	●▲
2	●▲
2.1/4	
2.1/2	●▲
2.3/4	
3	●▲
3.1/4	
3.1/2	●▲
4	●▲
4.1/2	●
5	●
6	●

CLICK HERE TO RETURN TO THE CONTENTS PAGE ❯

PHILLIPS COUNTERSUNK MACHINE SCREWS ANSI B18.6.3

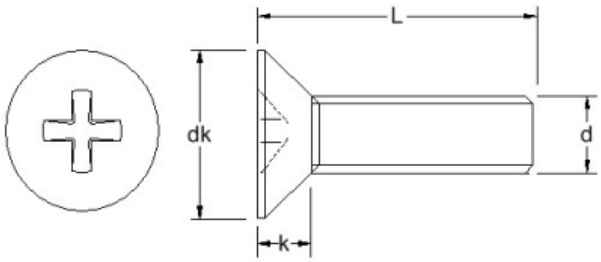

Material grades: A2:● A4: ▲

Drive	#0	#0	#0	#1	#1	#1	#1	#1	#2	#2	#2	#2	#2	#3	#3	#3	#4
dk (Max)	0.112	0.137	0.137	0.162	0.187	0.187	0.212	0.212	0.237	0.262	0.312	0.362	0.362	0.412	0.477	0.477	0.597
k	0.035	0.043	0.043	0.051	0.059	0.059	0.067	0.067	0.075	0.083	0.100	0.116	0.116	0.132	0.153	0.153	0.191
L1	1/8	1/8	1/8	1/8	1/8	1/8	3/16	3/16	3/16	3/16	1/4	5/16	5/16	3/8	7/16	7/16	1/2
Length/dim	**0-80**	**1-64**	**1-72**	**2-56**	**3-48**	**3-56**	**4-40**	**4-48**	**5-40**	**6-32**	**8-32**	**10-24**	**10-32**	**12-24**	**1/4-20**	**1/4-28**	**5/16-18**
1/8	●	●	●	●▲			●▲	●									
5/32				●▲													
3/16	●	●	●	●▲	●	●	●▲	●	●	●▲							
1/4	●	●	●	●▲	●	●	●▲	●	●	●▲	●▲	●▲	●▲				
5/16	●	●	●	●▲	●	●	●▲	●	●	●▲	●▲	●▲	●▲	●			
3/8	●	●	●	●▲	●	●	●▲	●	●	●▲	●▲	●▲	●▲	●	●▲	●▲	●▲
7/16	●	●	●	●▲	●		●▲	●	●	●▲	●▲	●▲	●▲	●	●▲	●▲	●▲
1/2	●	●	●	●▲	●	●	●▲	●	●	●▲	●▲	●▲	●▲	●	●▲	●▲	●▲
9/16	●	●	●	●▲			●▲	●		●▲							
5/8	●	●	●	●▲	●	●	●▲	●	●	●▲	●▲	●▲	●▲	●	●▲	●▲	●▲
3/4	●	●	●	●▲	●	●	●▲	●	●	●▲	●▲	●▲	●▲	●	●▲	●▲	●▲
7/8		●	●	●▲	●	●	●▲	●	●	●▲	●▲	●▲	●▲	●	●▲	●▲	●▲
1		●	●	●▲	●	●	●▲	●	●	●▲	●▲	●▲	●▲	●	●▲	●▲	●▲
1.1/8				●▲													
1.1/4				●▲	●		●▲	●	●	●▲	●▲	●▲	●▲	●	●▲	●	●▲
1.1/2				●▲	●		●▲	●	●	●▲	●▲	●▲	●▲	●	●▲	●	●▲

CLICK HERE TO RETURN TO THE CONTENTS PAGE ❯

PHILLIPS COUNTERSUNK MACHINE SCREWS ANSI B18.6.3

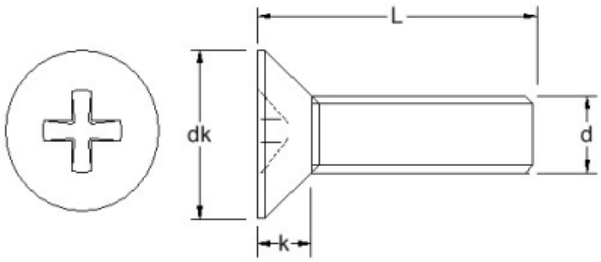

Material grades: A2:● A4: ▲

Drive	#4																
dk (Max)	0.717																
k	0.230																
L1	9/16																
Length/dim	**3/8-16**																
1/8																	
5/32																	
3/16																	
1/4																	
5/16																	
3/8																	
7/16																	
1/2	●▲																
9/16																	
5/8	●▲																
3/4	●▲																
7/8	●▲																
1	●▲																
1.1/8																	
1.1/4	●▲																
1.1/2	●▲																

CLICK HERE TO RETURN TO THE CONTENTS PAGE ❯

PHILLIPS COUNTERSUNK MACHINE SCREWS ANSI B18.6.3

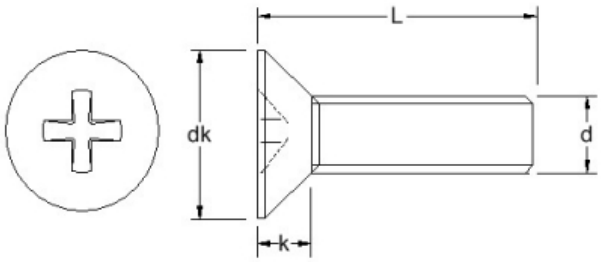

Material grades: A2:● A4: ▲

Drive	#0	#0	#0	#1	#1	#1	#1	#1	#2	#2	#2	#2	#2	#3	#3	#3	#4
dk (Max)	0.112	0.137	0.137	0.162	0.187	0.187	0.212	0.212	0.237	0.262	0.312	0.362	0.362	0.412	0.477	0.477	0.597
k	0.035	0.043	0.043	0.051	0.059	0.059	0.067	0.067	0.075	0.083	0.100	0.116	0.116	0.132	0.153	0.153	0.191
L1	1/8	1/8	1/8	1/8	1/8	1/8	3/16	3/16	3/16	3/16	1/4	5/16	5/16	3/8	7/16	7/16	1/2
Length/dim	**0-80**	**1-64**	**1-72**	**2-56**	**3-48**	**3-56**	**4-40**	**4-48**	**5-40**	**6-32**	**8-32**	**10-24**	**10-32**	**12-24**	**1/4-20**	**1/4-28**	**5/16-18**
1.3/4							●▲	●	●	●▲	●▲	●▲	●▲	●	●▲	●	●▲
2							●▲	●	●	●▲	●▲	●▲	●▲	●	●▲	●	●▲
2.1/4															●▲	●	●▲
2.1/2										●▲	●▲	●▲	●▲	●	●▲	●	●▲
2.3/4															●▲	●	
3										●▲	●▲	●▲	●▲	●	●▲	●	●▲
3.1/2											●▲	●▲	●▲		●▲		●▲
4											●▲	●▲	●▲		●▲		●▲
5															●▲		●▲
6																	●▲

CLICK HERE TO RETURN TO THE CONTENTS PAGE ❯

PHILLIPS COUNTERSUNK MACHINE SCREWS ANSI B18.6.3

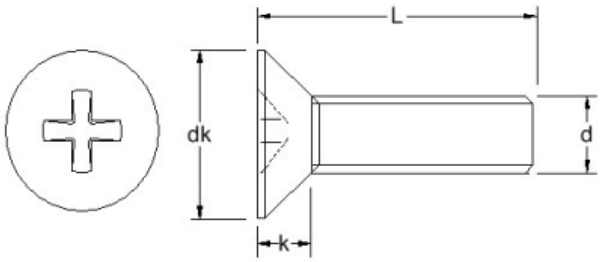

Material grades: A2:● A4: ▲

Drive	#4
dk (Max)	0.717
k	0.230
L1	9/16

Length/dim	3/8-16
1.3/4	●▲
2	●▲
2.1/4	
2.1/2	●▲
2.3/4	
3	●▲
3.1/2	
4	●▲
5	●▲
6	●▲

CLICK HERE TO RETURN TO THE CONTENTS PAGE ❯

SLOT RAISED COUNTERSUNK MACHINE SCREWS ANSI B18.6.3

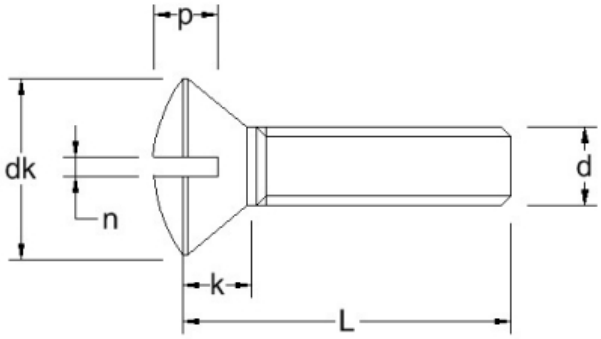

Material grades: A2:●

dk	0.162	0.212	0.237	0.262	0.312	0.362	0.362	0.477
k (Max)	0.080	0.104	0.116	0.128	0.152	0.176	0.176	0.232
n (Max)	0.031	0.039	0.043	0.048	0.054	0.060	0.060	0.075
p (Max)	0.045	0.059	0.067	0.074	0.088	0.103	0.103	0.136

Length/dim	2-56	4-40	5-40	6-32	8-32	10-24	10-32	1/4-20
3/16	●							
1/4	●	●	●	●				
5/16	●	●	●	●	●	●	●	
3/8	●	●	●	●	●	●	●	●
7/16	●	●	●	●	●	●	●	●
1/2	●	●	●	●	●	●	●	●
5/8	●	●	●	●	●	●	●	●
3/4	●	●	●	●	●	●	●	●
7/8		●	●	●	●	●	●	●
1	●	●	●	●	●	●	●	●
1.1/4		●	●	●	●	●	●	●
1.1/2		●	●	●	●	●	●	●
1.3/4				●	●	●	●	●
2				●	●	●	●	●
2.1/2						●	●	●
3								●

CLICK HERE TO RETURN TO THE CONTENTS PAGE ❯

PHILLIPS RAISED COUNTERSUNK MACHINE SCREWS ANSI B18.6.3

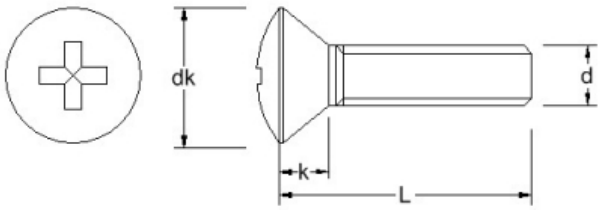

Material grades: A2:● A4: ▲

Drive	#1	#1		#2	#2	#2	#2	#3	#3
dk (Max)	0.162	0.212		0.262	0.312	0.362	0.362	0.477	0.477
k (Max)	0.080	0.104		0.128	0.152	0.176	0.176	0.232	0.232
Length/dim	**2-56**	**4-40**	**5-40**	**6-32**	**8-32**	**10-24**	**10-32**	**1/4-20**	**1/4-28**
3/16	●								
1/4	●	●▲	●	●▲					
5/16	●	●▲	●	●▲	●▲	●▲	●▲		
3/8	●	●▲	●	●▲	●▲	●▲	●▲	●▲	●
7/16	●	●▲	●	●▲	●▲	●▲	●▲	●▲	●
1/2	●	●▲	●	●▲	●▲	●▲	●▲	●▲	●
5/8	●	●▲	●	●▲	●▲	●▲	●▲	●▲	●
3/4	●	●▲	●	●▲	●▲	●▲	●▲	●▲	●
7/8		●▲	●	●▲	●▲	●▲	●▲	●▲	●
1	●	●▲	●	●▲	●▲	●▲	●▲	●▲	●
1.1/4		●▲	●	●▲	●▲	●▲	●▲	●▲	
1.1/2		●▲	●	●▲	●▲	●▲	●▲	●▲	
1.3/4				●▲	●▲	●▲	●▲	●▲	
2				●▲	●▲	●▲	●▲	●▲	
2.1/2						●▲	●▲	●▲	
3								●▲	

CLICK HERE TO RETURN TO THE CONTENTS PAGE ❯

SLOT MUSHROOM MACHINE SCREWS ANSI B18.6.3

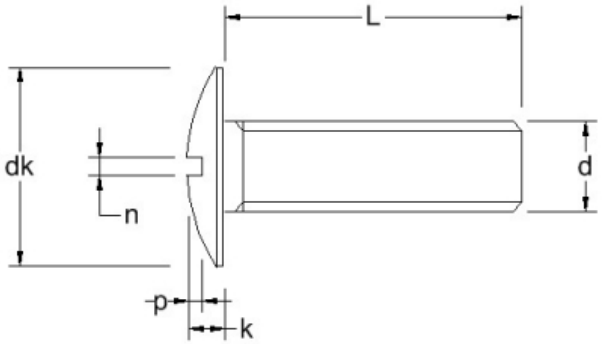

Material grades: A2:●

dk (Max)	0.321	0.384	0.448	0.448	0.573	0.573	0.698	0.823
k (Max)	0.086	0.102	0.128	0.128	0.150	0.150	0.183	0.215
n (Max)	0.048	0.054	0.060	0.060	0.075	0.075	0.084	0.094
p (Max)	0.050	0.058	0.068	0.068	0.087	0.087	0.106	0.124

Length/dim	6-32	8-32	10-24	10-32	1/4-20	1/4-28	5/16-18	3/8-16
1/4	●	●	●	●				
5/16	●	●	●	●				
3/8	●	●	●	●	●	●		
7/16	●	●			●	●		
1/2	●	●	●	●	●	●	●	●
5/8	●	●	●	●	●	●	●	●
3/4	●	●	●	●	●	●	●	●
7/8	●	●	●	●	●	●	●	●
1	●	●	●	●	●	●	●	●
1.1/4		●	●	●	●	●	●	●
1.1/2		●	●	●	●	●	●	●
1.3/4			●	●	●	●	●	●
2			●	●	●	●	●	●
2.1/2					●	●	●	●
3					●	●	●	●

CLICK HERE TO RETURN TO THE CONTENTS PAGE ❯

SLOT FILLISTER MACHINE SCREWS ANSI B18.6.3



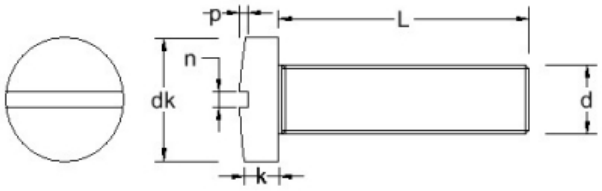

Material grades: A2:●

dk (Max)	0.096	0.118	0.118	0.140	0.140	0.161	0.161	0.183	0.183	0.205	0.226	0.226	0.270	0.313	0.313	0.357	0.414
k (Max)	0.055	0.066	0.066	0.083	0.083	0.095	0.095	0.107	0.107	0.120	0.132	0.132	0.156	0.180	0.180	0.205	0.237
n (Max)	0.023	0.026	0.026	0.031	0.031	0.035	0.035	0.039	0.039	0.043	0.048	0.048	0.054	0.060	0.060	0.067	0.075
p (Max)	0.025	0.031	0.031	0.037	0.037	0.043	0.043	0.048	0.048	0.054	0.060	0.060	0.071	0.083	0.083	0.094	0.109
Length/dim	**0-80**	**1-64**	**1-72**	**2-56**	**2-64**	**3-48**	**3-56**	**4-40**	**4-48**	**5-40**	**6-32**	**6-40**	**8-32**	**10-24**	**10-32**	**12-24**	**1/4-20**
1/8	●	●	●	●	●	●	●	●	●								
5/32	●																
3/16	●	●	●	●	●	●	●	●	●	●	●		●	●	●		
1/4	●	●	●	●	●	●	●	●	●	●	●	●	●	●	●		
5/16	●	●	●	●	●	●	●	●	●	●	●	●	●	●	●	●	●
3/8	●	●	●	●	●	●	●	●	●	●	●	●	●	●	●	●	●
7/16	●	●	●	●	●	●	●	●	●	●	●	●	●	●	●	●	
1/2	●	●	●	●	●	●	●	●	●	●	●	●	●	●	●	●	●
9/16	●							●	●	●	●	●	●				
5/8	●	●	●	●	●	●	●	●	●	●	●	●	●	●	●	●	●
3/4	●	●	●	●	●	●	●	●	●	●	●	●	●	●	●	●	●
7/8	●	●	●	●	●	●	●	●	●	●	●	●	●	●	●	●	●
1	●	●	●	●	●	●	●	●	●	●	●	●	●	●	●	●	●
1.1/8											●		●				
1.1/4						●		●		●	●	●	●	●	●	●	●
1.1/2						●		●		●	●	●	●	●	●	●	●

CLICK HERE TO RETURN TO THE CONTENTS PAGE ❯

SLOT FILLISTER MACHINE SCREWS ANSI B18.6.3



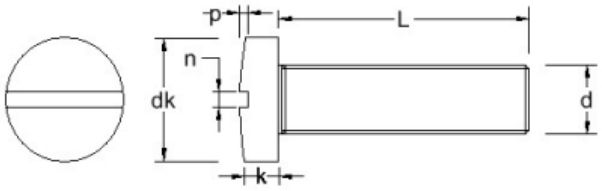

Material grades: A2:●

dk (Max)	0.414	0.518	0.622														
k (Max)	0.237	0.295	0.355														
n (Max)	0.075	0.084	0.094														
p (Max)	0.109	0.137	0.164														
Length/dim	**1/4-28**	**5/16-18**	**3/8-16**														
1/8																	
5/32																	
3/16																	
1/4																	
5/16	●																
3/8	●	●															
7/16																	
1/2	●	●	●														
9/16																	
5/8	●	●	●														
3/4	●	●	●														
7/8	●	●	●														
1	●	●	●														
1.1/8																	
1.1/4	●	●	●														
1.1/2	●	●	●														

CLICK HERE TO RETURN TO THE CONTENTS PAGE ❯

SLOT FILLISTER MACHINE SCREWS ANSI B18.6.3



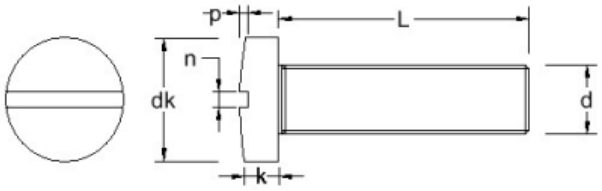

Material grades: A2: ●

dk (Max)	0.096	0.118	0.118	0.140	0.140	0.161	0.161	0.183	0.183	0.205	0.226	0.226	0.270	0.313	0.313	0.357	0.414
k (Max)	0.055	0.066	0.066	0.083	0.083	0.095	0.095	0.107	0.107	0.120	0.132	0.132	0.156	0.180	0.180	0.205	0.237
n (Max)	0.023	0.026	0.026	0.031	0.031	0.035	0.035	0.039	0.039	0.043	0.048	0.048	0.054	0.060	0.060	0.067	0.075
p (Max)	0.025	0.031	0.031	0.037	0.037	0.043	0.043	0.048	0.048	0.054	0.060	0.060	0.071	0.083	0.083	0.094	0.109
Length/dim	**0-80**	**1-64**	**1-72**	**2-56**	**2-64**	**3-48**	**3-56**	**4-40**	**4-48**	**5-40**	**6-32**	**6-40**	**8-32**	**10-24**	**10-32**	**12-24**	**1/4-20**
1.3/4											●	●	●	●	●	●	●
2											●	●	●	●	●	●	●
2.1/4														●	●		
2.1/2														●	●	●	●
2.3/4														●	●		
3														●	●	●	●
3.1/2																	●
4																	●
4.1/2																	
5																	
6																	

CLICK HERE TO RETURN TO THE CONTENTS PAGE ❯

SLOT FILLISTER MACHINE SCREWS ANSI B18.6.3



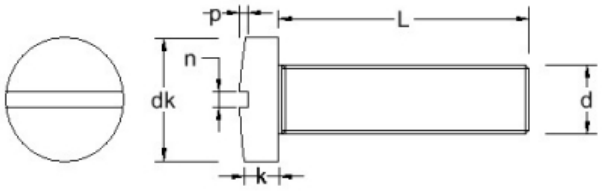

Material grades: A2:●

dk (Max)	0.414	0.518	0.622
k (Max)	0.237	0.295	0.355
n (Max)	0.075	0.084	0.094
p (Max)	0.109	0.137	0.164
Length/dim	**1/4-28**	**5/16-18**	**3/8-16**
1.3/4	●	●	●
2	●	●	●
2.1/4			
2.1/2	●	●	●
2.3/4			
3	●	●	●
3.1/2	●	●	●
4	●	●	●
4.1/2		●	
5		●	●
6			●

CLICK HERE TO RETURN TO THE CONTENTS PAGE ❯

SLOT BINDING MACHINE SCREWS ANSI B18.6.3

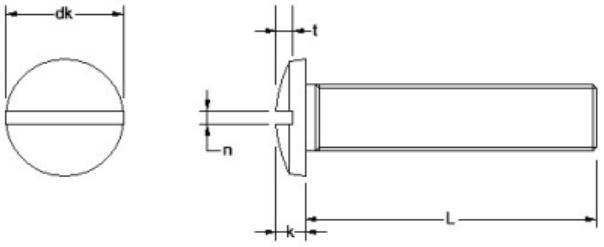

Material grades: A2:●

dk	0.181	0.208	0.235	0.263	0.290	0.344	0.399	0.399	0.525	0.525	0.656	0.788					
k (Max)	0.050	0.059	0.068	0.078	0.087	0.105	0.123	0.123	0.165	0.165	0.209	0.253					
n (Max)	0.031	0.035	0.039	0.043	0.048	0.054	0.060	0.060	0.075	0.075	0.084	0.094					
p (Max)	0.030	0.036	0.042	0.048	0.053	0.065	0.077	0.077	0.105	0.105	0.134	0.163					
Length/dim	**2-56**	**3-48**	**4-40**	**5-40**	**6-32**	**8-32**	**10-24**	**10-32**	**1/4-20**	**1/4-28**	**5/16-18**	**3/8-16**					
1/8	●	●	●	●													
3/16	●	●	●	●	●												
1/4	●	●	●	●	●	●	●	●									
5/16	●	●	●	●	●	●	●	●	●	●							
3/8	●	●	●	●	●	●	●	●	●	●	●						
7/16	●	●	●	●	●	●	●	●	●	●	●						
1/2	●	●	●	●	●	●	●	●	●	●	●	●					
9/16	●	●	●	●	●												
5/8	●	●	●	●	●	●	●	●	●	●	●	●					
3/4	●	●	●	●	●	●	●	●	●	●	●	●					
7/8	●	●	●	●	●	●	●	●	●	●	●	●					
1	●	●	●	●	●	●	●	●	●	●	●	●					
1.1/4			●	●	●	●	●	●	●	●	●	●					
1.1/2			●	●	●	●	●	●	●	●	●	●					
1.3/4					●	●	●	●	●	●	●	●					
2					●	●	●	●	●	●	●	●					

CLICK HERE TO RETURN TO THE CONTENTS PAGE ❯

SLOT BINDING MACHINE SCREWS ANSI B18.6.3

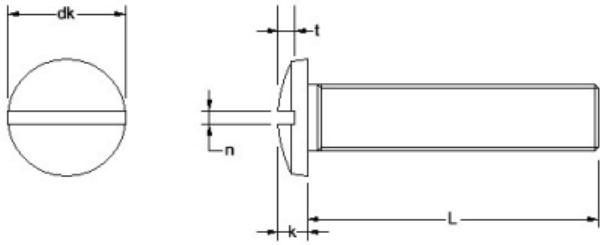

Material grades: A2: ●

dk	0.181	0.208	0.235	0.263	0.290	0.344	0.399	0.399	0.525	0.525	0.656	0.788					
k (Max)	0.050	0.059	0.068	0.078	0.087	0.105	0.123	0.123	0.165	0.165	0.209	0.253					
n (Max)	0.031	0.035	0.039	0.043	0.048	0.054	0.060	0.060	0.075	0.075	0.084	0.094					
p (Max)	0.030	0.036	0.042	0.048	0.053	0.065	0.077	0.077	0.105	0.105	0.134	0.163					
Length/dim	**2-56**	**3-48**	**4-40**	**5-40**	**6-32**	**8-32**	**10-24**	**10-32**	**1/4-20**	**1/4-28**	**5/16-18**	**3/8-16**					
2.1/4									●	●	●						
2.1/2									●	●	●	●					
2.3/4									●	●	●						
3									●	●	●	●					
3.1/2												●					
4												●					

CLICK HERE TO RETURN TO THE CONTENTS PAGE ❯

SLOT ROUND MACHINE SCREWS ANSI B18.6.3

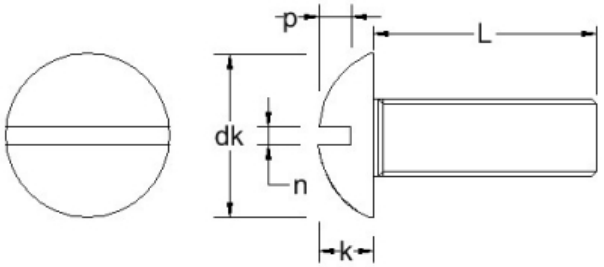

Material grades: A2:●

dk (Max)	0.162	0.187	0.211	0.236	0.260	0.309	0.359	0.359	0.472	0.472	0.590	0.708					
k (Max)	0.069	0.078	0.086	0.095	0.103	0.120	0.137	0.137	0.175	0.175	0.216	0.256					
n (Max)	0.031	0.035	0.039	0.043	0.048	0.054	0.060	0.060	0.075	0.075	0.084	0.094					
p (Max)	0.048	0.053	0.058	0.063	0.068	0.077	0.087	0.087	0.109	0.109	0.132	0.155					
Length/dim	**2-56**	**3-48**	**4-40**	**5-40**	**6-32**	**8-32**	**10-24**	**10-32**	**1/4-20**	**1/4-28**	**5/16-18**	**3/8-16**					
1/8	●	●	●	●	●												
3/16	●	●	●	●	●												
1/4	●	●	●	●	●	●	●	●									
5/16	●	●	●	●	●	●	●	●	●	●							
3/8	●	●	●	●	●	●	●	●	●	●	●						
7/16	●	●	●	●	●	●	●	●	●	●	●						
1/2	●	●	●	●	●	●	●	●	●	●	●	●					
9/16	●	●	●	●	●												
5/8	●	●	●	●	●	●	●	●	●	●	●	●					
3/4	●	●	●	●	●	●	●	●	●	●	●	●					
7/8	●	●	●	●	●	●	●	●	●	●	●	●					
1	●	●	●	●	●	●	●	●	●	●	●	●					
1.1/4			●	●	●	●	●	●	●	●	●	●					
1.1/2			●	●	●	●	●	●	●	●	●	●					
1.3/4					●	●	●	●	●	●	●	●					
2					●	●	●	●	●	●	●	●					

CLICK HERE TO RETURN TO THE CONTENTS PAGE ❯

SLOT ROUND MACHINE SCREWS ANSI B18.6.3

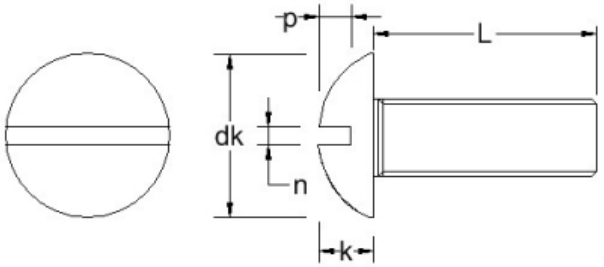

Material grades: A2: ●

dk (Max)	0.162	0.187	0.211	0.236	0.260	0.309	0.359	0.359	0.472	0.472	0.590	0.708					
k (Max)	0.069	0.078	0.086	0.095	0.103	0.120	0.137	0.137	0.175	0.175	0.216	0.256					
n (Max)	0.031	0.035	0.039	0.043	0.048	0.054	0.060	0.060	0.075	0.075	0.084	0.094					
p (Max)	0.048	0.053	0.058	0.063	0.068	0.077	0.087	0.087	0.109	0.109	0.132	0.155					
Length/dim	**2-56**	**3-48**	**4-40**	**5-40**	**6-32**	**8-32**	**10-24**	**10-32**	**1/4-20**	**1/4-28**	**5/16-18**	**3/8-16**					
2.1/4							●		●	●	●						
2.1/2							●	●	●	●	●	●					
2.3/4							●	●	●	●	●						
3							●	●	●	●	●	●					
3.1/2												●					
4												●					

CLICK HERE TO RETURN TO THE CONTENTS PAGE ❯

PHILLIPS MUSHROOM MACHINE SCREWS ANSI B18.6.3

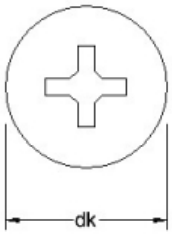

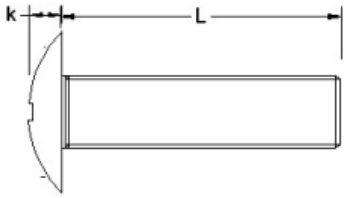

Material grades: A2:●

Drive	#2	#2	#2	#2	#3	#3	#4	#4
dk (Max)	0.321	0.384	0.448	0.448	0.573	0.573	0.698	0.823
k (Max)	0.086	0.102	0.128	0.128	0.150	0.150	0.183	0.215
Length/dim	**6-32**	**8-32**	**10-24**	**10-32**	**1/4-20**	**1/4-28**	**5/16-18**	**3/8-16**
1/4	●	●	●	●				
5/16	●	●	●	●				
3/8	●	●	●	●	●	●		
7/16	●	●	●	●	●	●		
1/2	●	●	●	●	●	●	●	●
5/8	●	●	●	●	●	●	●	●
3/4	●	●	●	●	●	●	●	●
7/8	●	●	●	●	●	●	●	●
1	●	●	●	●	●	●	●	●
1.1/4		●	●	●	●	●	●	●
1.1/2		●	●	●	●	●	●	●
1.3/4			●	●	●	●	●	●
2			●	●	●	●	●	●
2.1/2					●	●	●	●
3					●	●	●	●

CLICK HERE TO RETURN TO THE CONTENTS PAGE ❯

ROUND HEAD HAMMER DRIVES ANSI B18.6.4

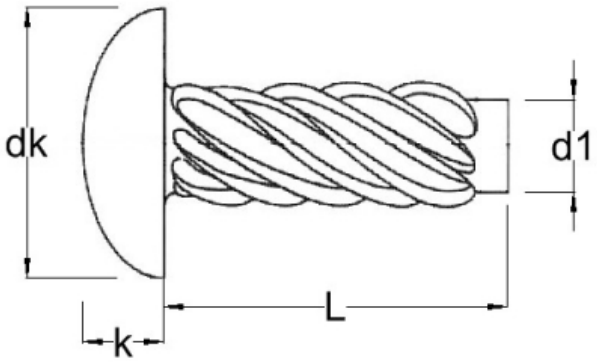

Material grades: A2:●

d1 (Max)	0.049	0.063	0.083	0.096	0.116	0.136	0.150	0.177	0.202
dk (Max)	0.099	0.127	0.162	0.211	0.260	0.309	0.359	0.408	0.457
k (Max)	0.034	0.049	0.069	0.086	0.103	0.120	0.137	0.153	0.170

Length/dim	NO.00	NO.0	NO.2	NO.4	NO.6	NO.8	NO.10	NO.12	NO.14
1/8	●	●	●						
3/16	●	●	●	●					
1/4	●	●	●	●	●	●			
5/16	●	●	●	●	●	●			
3/8	●	●	●	●	●	●	●		
1/2			●		●	●	●	●	●
5/8					●				
3/4					●				

CLICK HERE TO RETURN TO THE CONTENTS PAGE ❯

DOWEL PINS ANSI B18.8.2

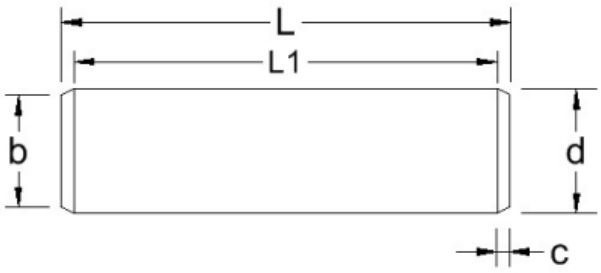

Material grades: A2:● A4: ▲

b (Max)	0.058	0.089	0.120	0.180	0.240	0.302	0.365	0.424	0.486	0.611	0.735
c (Max)	0.020	0.031	0.041	0.062	0.083	0.104	0.125	0.146	0.167	0.208	0.250
Hole Size	0.0620 - 0.0625	0.0932 - 0.0937	0.1245 - 0.1250	0.1870 - 0.1875	0.2495 - 0.2500	0.3120 - 0.3125	0.3745 - 0.3750	0.4370 - 0.4375	0.4995 - 0.5000	0.6245 - 0.6250	0.7495 - 0.7500

Length/dim	1/16	3/32	1/8	3/16	1/4	5/16	3/8	7/16	1/2	5/8	3/4
3/16	●▲										
1/4	●▲	●▲	●▲								
5/16	●▲	●▲	●▲								
3/8	●▲	●▲	●▲	●▲							
1/2	●▲	●▲	●▲	●▲	●▲	●▲	●▲				
5/8	●▲	●▲	●▲	●▲	●▲	●▲	●▲				
3/4	●▲	●▲	●▲	●▲	●▲	●▲	●▲	●	●		
7/8		●		●▲	●▲	●▲	●▲	●			
1	●▲	●▲	●▲	●▲	●▲	●▲	●▲	●	●	●	
1.1/4			●▲	●▲	●▲	●▲	●▲	●	●	●	
1.1/2			●▲	●▲	●▲	●▲	●▲	●	●	●	●
1.3/4			●▲	●▲	●▲	●▲	●▲	●	●	●	●
2			●▲	●▲	●▲	●▲	●▲	●	●	●	●
2.1/4					●▲	●▲	●▲	●	●	●	●
2.1/2					●▲	●▲	●▲	●	●	●	●
3					●▲	●▲	●▲	●	●	●	●
3.1/2					●▲	●▲	●▲	●	●	●	●

CLICK HERE TO RETURN TO THE CONTENTS PAGE ❯

DOWEL PINS ANSI B18.8.2

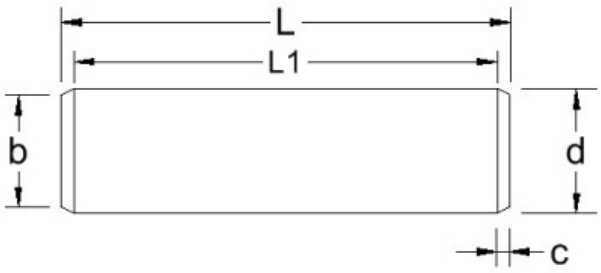

Material grades: A2:● A4: ▲

b (Max)	0.058	0.089	0.120	0.180	0.240	0.302	0.365	0.424	0.486	0.611	0.735						
c (Max)	0.020	0.031	0.041	0.062	0.083	0.104	0.125	0.146	0.167	0.208	0.250						
Hole Size	0.0620 - 0.0625	0.0932 - 0.0937	0.1245 - 0.1250	0.1870 - 0.1875	0.2495 - 0.2500	0.3120 - 0.3125	0.3745 - 0.3750	0.4370 - 0.4375	0.4995 - 0.5000	0.6245 - 0.6250	0.7495 - 0.7500						

Length/dim	1/16	3/32	1/8	3/16	1/4	5/16	3/8	7/16	1/2	5/8	3/4						
4					●▲	●▲	●▲	●	●	●	●						
4.1/2							●▲	●	●	●	●						
5							●▲	●	●	●	●						
5.1/2									●	●	●						
6									●	●	●						

CLICK HERE TO RETURN TO THE CONTENTS PAGE ❯

SLOTTED SPRING PINS ANSI B18.8.2

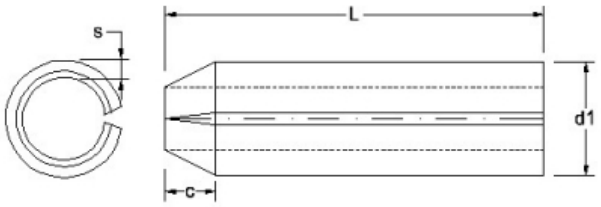

Material grades: A2:●

c (Max)	0.028	0.038	0.044	0.055	0.065	0.080	0.095	0.095	0.110	0.125	0.150
d1 (Max)	0.069	0.103	0.135	0.199	0.264	0.330	0.395	0.459	0.524	0.653	0.784
Hole Size	0.062 - 0.065	0.094 - 0.097	0.125 - 0.129	0.187 - 0.192	0.250 - 0.256	0.312 - 0.318	0.375 - 0.382	0.437 - 0.445	0.500 - 0.510	0.625 - 0.636	0.750 - 0.764
s	0.012	0.022	0.028	0.040	0.048	0.062	0.077	0.077	0.094	0.125	0.150

Length/dim	1/16	3/32	1/8	3/16	1/4	5/16	3/8	7/16	1/2	5/8	3/4
3/16		●									
1/4	●	●									
5/16	●	●	●								
3/8	●	●	●								
7/16		●	●								
1/2	●	●	●	●	●						
9/16	●	●									
5/8	●	●	●	●	●						
3/4	●	●	●	●	●	●	●				
7/8		●	●	●	●	●	●				
1		●	●	●	●	●	●	●			
1.1/4		●	●	●	●	●	●	●	●		
1.1/2		●	●	●	●	●	●	●	●		
1.3/4			●	●	●	●	●	●	●		
2			●	●	●	●	●	●	●	●	●
2.1/4				●	●	●	●	●	●	●	●

CLICK HERE TO RETURN TO THE CONTENTS PAGE ❯

SLOTTED SPRING PINS ANSI B18.8.2

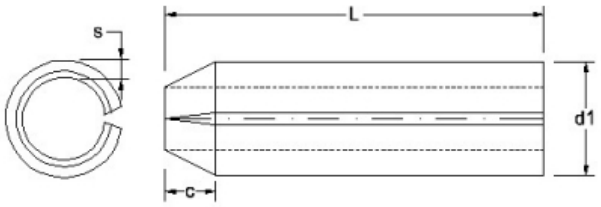

Material grades: A2: ●

c (Max)	0.028	0.038	0.044	0.055	0.065	0.080	0.095	0.095	0.110	0.125	0.150
d1 (Max)	0.069	0.103	0.135	0.199	0.264	0.330	0.395	0.459	0.524	0.653	0.784
Hole Size	0.062 - 0.065	0.094 - 0.097	0.125 - 0.129	0.187 - 0.192	0.250 - 0.256	0.312 - 0.318	0.375 - 0.382	0.437 - 0.445	0.500 - 0.510	0.625 - 0.636	0.750 - 0.764
s	0.012	0.022	0.028	0.040	0.048	0.062	0.077	0.077	0.094	0.125	0.150

Length/dim	1/16	3/32	1/8	3/16	1/4	5/16	3/8	7/16	1/2	5/8	3/4
2.1/2				●	●	●	●	●	●	●	●
2.3/4					●	●	●	●	●	●	●
3					●	●	●	●	●	●	●
3.1/2					●	●	●	●	●	●	●
4						●	●	●	●	●	●
4.1/2										●	●
5										●	●
5.1/2										●	●
6										●	●

CLICK HERE TO RETURN TO THE CONTENTS PAGE ❯

NYLON INSERT NUTS

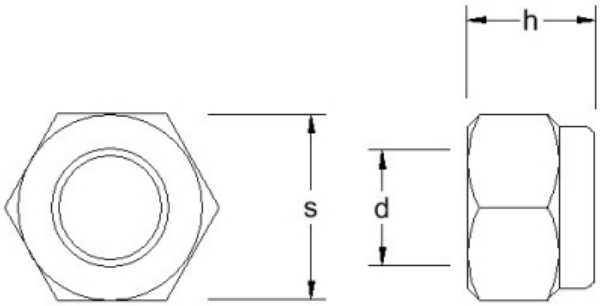

Material grades: A2:● A4: ▲

h(Max)	0.141	0.141	0.141	0.172	0.234	0.234	0.234	0.313	0.313	0.313	0.344	0.344	0.453	0.453	0.453	0.453	0.594
s (Max)	0.250	0.250	0.250	0.312	0.344	0.375	0.375	0.438	0.438	0.438	0.500	0.500	0.562	0.562	0.688	0.688	0.750
Length/dim	**2-56**	**4-40**	**5-40**	**6-32**	**8-32**	**10-24**	**10-32**	**12-24**	**1/4-20**	**1/4-28**	**5/16-18**	**5/16-24**	**3/8-16**	**3/8-24**	**7/16-14**	**7/16-20**	**1/2-13**
	●	●	●	●▲	●▲	●▲	●▲	●	●▲	●▲	●▲	●▲	●▲	●▲	●▲	●▲	●▲

CLICK HERE TO RETURN TO THE CONTENTS PAGE ❯

NYLON INSERT NUTS

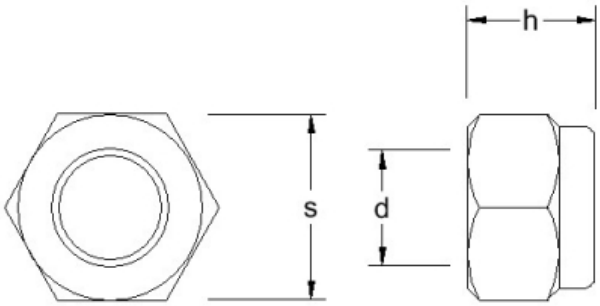

Material grades: A2:● A4: ▲

h(Max)	0.594	0.640	0.640	0.750	0.750	0.875	0.875	0.984	0.984	1.047	1.047
s (Max)	0.750	0.875	0.875	0.938	0.938	1.063	1.063	1.250	1.250	1.440	1.440
Length/dim	**1/2-20**	**9/16-12**	**9/16-18**	**5/8-11**	**5/8-18**	**3/4-10**	**3/4-16**	**7/8-9**	**7/8-14**	**1-8**	**1-12**
	●▲	●▲	●	●▲	●▲	●▲	●▲	●▲	●	●▲	▲

CLICK HERE TO RETURN TO THE CONTENTS PAGE ❯

NYLON INSERT NUTS THIN TYPE

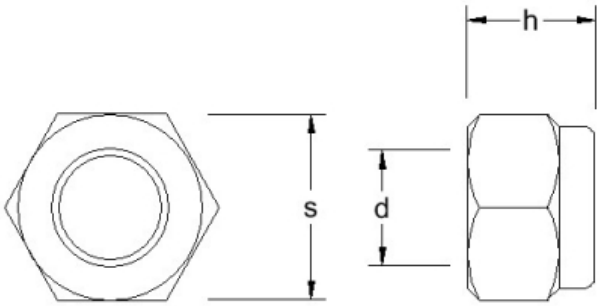

Material grades: A2:● A4: ▲

h	0.109	0.125	0.172	0.172	0.172	0.203	0.203	0.250	0.250	0.266	0.266	0.313	0.313	0.313	0.313	0.391	0.391
s (Max)	0.250	0.312	0.344	0.375	0.375	0.438	0.438	0.500	0.500	0.563	0.563	0.688	0.688	0.750	0.750	0.938	0.938
Length/dim	**4-40**	**6-32**	**8-32**	**10-24**	**10-32**	**1/4-20**	**1/4-28**	**5/16-18**	**5/16-24**	**3/8-16**	**3/8-24**	**7/16-14**	**7/16-20**	**1/2-13**	**1/2-20**	**5/8-11**	**5/8-18**
	●▲	●▲	●▲	●▲	●▲	●▲	●▲	●▲	●▲	●▲	●▲	●	●	●▲	●▲	●▲	●

CLICK HERE TO RETURN TO THE CONTENTS PAGE ❯

NYLON INSERT NUTS THIN TYPE

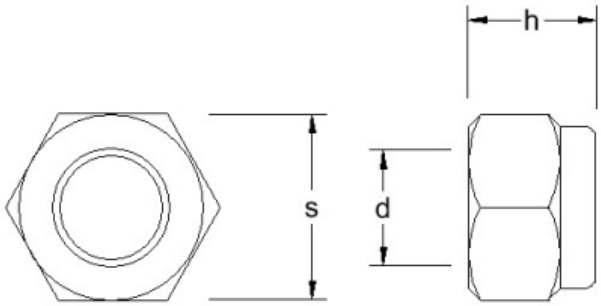

Material grades: A2:● A4: ▲

h	0.408	0.562															
s (Max)	1.063	1.440															
Length/dim	**3/4-10**	**1-8**															
	●▲	●▲															

CLICK HERE TO RETURN TO THE CONTENTS PAGE ❯

SERRATED FLANGED NUTS

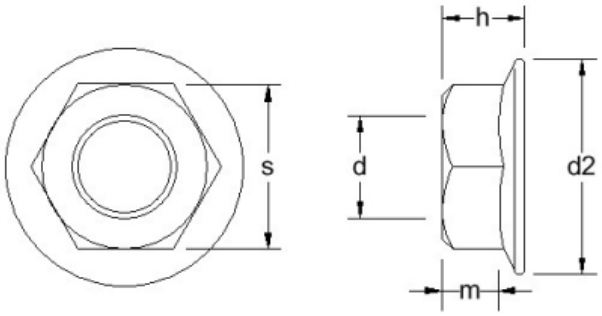

Material grades: A2:● A4: ▲

d2 (Max)	0.422	0.469	0.500	0.500	0.594	0.594	0.594	0.680	0.680	0.750	0.750	1.031	1.031
h (Max)	0.171	0.203	0.219	0.219	0.236	0.236	0.236	0.283	0.283	0.347	0.347	0.458	0.458
m (Min)	0.10	0.13	0.13	0.13	0.14	0.14	0.14	0.17	0.17	0.23	0.23	0.31	0.31
s (Max)	0.312	0.344	0.375	0.375	0.438	0.438	0.438	0.500	0.500	0.562	0.562	0.750	0.750
Length/dim	**6-32**	**8-32**	**10-24**	**10-32**	**12-24**	**1/4-20**	**1/4-28**	**5/16-18**	**5/16-24**	**3/8-16**	**3/8-24**	**1/2-13**	**1/2-20**
	●▲	●▲	●▲	●▲	●	●▲	●	●▲	●	●▲	●	●▲	●

CLICK HERE TO RETURN TO THE CONTENTS PAGE ❯

HEXAGON DOMED NUTS

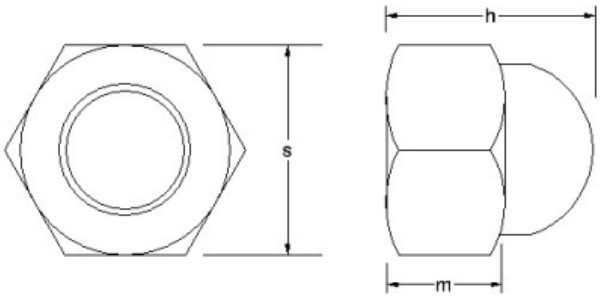

Material grades: A2:● A4: ▲

h	0.250	*	0.296	0.312	0.390	0.390	0.421	0.468	0.468	0.531	0.531	0.625	0.625	0.718	0.718	0.812	0.812
m	*	*	0.171	0.171	0.203	0.203	0.203	0.234	0.234	0.281	0.281	0.312	0.312	0.343	0.343	0.421	0.421
s (Max)	0.250	*	0.312	0.312	0.375	0.375	0.375	0.437	0.437	0.562	0.562	0.625	0.625	0.625	0.625	0.750	0.750
Length/dim	**4-40**	**5-40**	**6-32**	**8-32**	**10-24**	**10-32**	**12-24**	**1/4-20**	**1/4-28**	**5/16-18**	**5/16-24**	**3/8-16**	**3/8-24**	**7/16-14**	**7/16-20**	**1/2-13**	**1/2-20**
	●▲	●▲	●▲	●▲	●▲	●▲	●	●▲	●▲	●▲	●▲	●▲	●▲	●	●	●▲	●▲

CLICK HERE TO RETURN TO THE CONTENTS PAGE ❯

HEXAGON DOMED NUTS

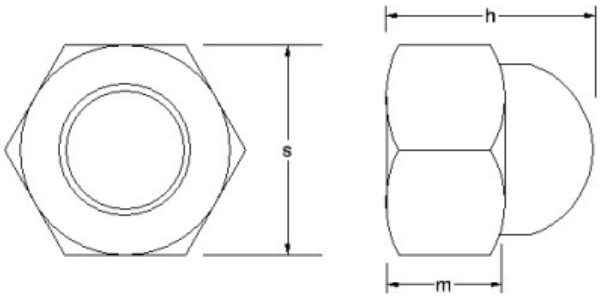

Material grades: A2:● A4: ▲

h	0.984	1.187																
m	0.531	0.593																
s (Max)	1.000	1.062																
Length/dim	**5/8-11**	**3/4-10**																
	●▲	●▲																

CLICK HERE TO RETURN TO THE CONTENTS PAGE ❯

WING NUTS

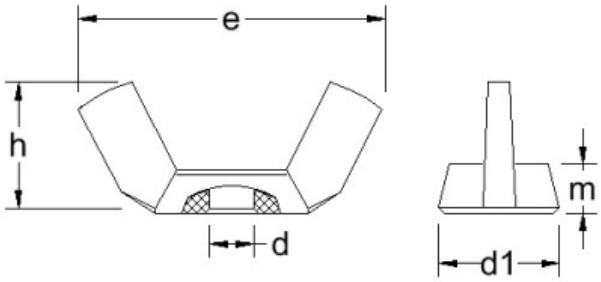

Material grades: A2:● A4: ▲

d1 (Max)	0.33	0.43	0.43	0.43	0.50	0.50	0.50	0.58	0.58	0.70	0.70	0.93	0.93	0.93	1.19	1.19	
e (Max)	0.720	0.910	0.910	0.910	1.10	1.100	1.100	1.250	1.250	1.440	1.440	1.94	1.940	1.940	2.760	2.760	
h (Max)	0.410	0.470	0.470	0.470	0.570	0.570	0.570	0.660	0.660	0.790	0.790	1.00	1.00	1.00	1.44	1.44	
m (Max)	0.14	0.18	0.18	0.18	0.22	0.22	0.22	0.25	0.25	0.30	0.30	0.39	0.39	0.39	0.55	0.55	
Length/dim	**6-32**	**8-32**	**10-24**	**10-32**	**12-24**	**1/4-20**	**1/4-28**	**5/16-18**	**5/16-24**	**3/8-16**	**3/8-24**	**7/16-14**	**1/2-13**	**1/2-20**	**5/8-11**	**3/4-10**	
	●▲	●▲	●▲	●▲	●▲	●▲	●▲	●▲	●▲	●▲	●▲	●▲	●▲	●▲	●▲	●▲	

CLICK HERE TO RETURN TO THE CONTENTS PAGE ❯

USA SMALL PATTERN HEXAGON NUTS

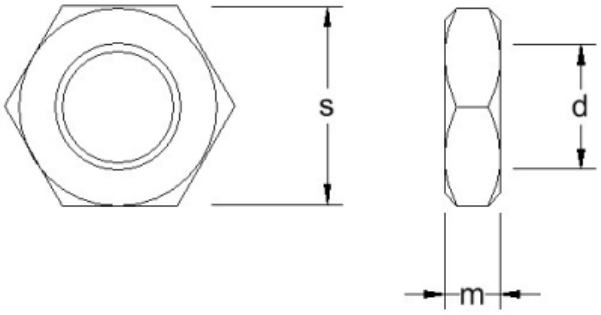

Material grades: A2:●

m (Max)	0.047	0.047	0.062	0.062	0.093	0.093	0.109	0.125	0.125
s (Max)	0.125	0.125	0.156	0.187	0.250	0.250	0.312	0.343	0.343
Length/dim	**0-80**	**1-64**	**2-56**	**4-40**	**5-40**	**6-32**	**8-32**	**10-24**	**10-32**
1/8AF	●	●							
5/32AF			●						
3/16AF				●					
1/4AF					●	●	●		
5/16AF							●	●	●
11/32AF								●	●

CLICK HERE TO RETURN TO THE CONTENTS PAGE ❯

USA KEP NUTS

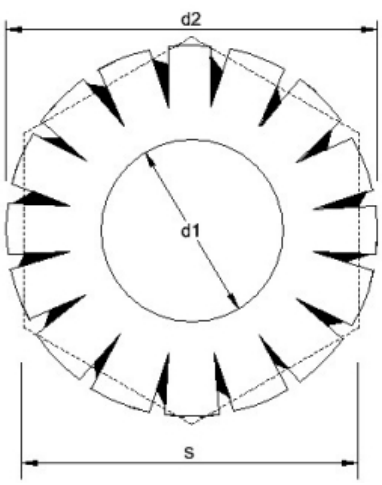

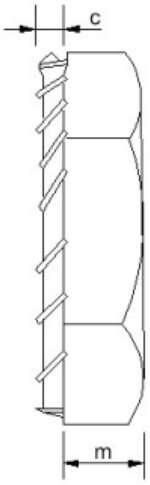

Material grades: A2:●

c	0.014	0.018	0.021	0.023	0.023	0.026	0.026	0.031	0.031	0.031	0.031						
d2	0.281	0.343	0.375	0.406	0.406	0.500	0.500	0.578	0.578	0.656	0.656						
m	0.094	0.109	0.125	0.125	0.125	0.218	0.218	0.265	0.265	0.328	0.328						
s	0.250	0.312	0.344	0.375	0.375	0.438	0.438	0.500	0.500	0.562	0.562						
Length/dim	**4-40**	**6-32**	**8-32**	**10-24**	**10-32**	**1/4-20**	**1/4-28**	**5/16-18**	**5/16-24**	**3/8-16**	**3/8-24**						
	●	●	●	●	●	●	●	●	●	●	●						

CLICK HERE TO RETURN TO THE CONTENTS PAGE ❯

USA 800 SERIES FLAT WASHERS

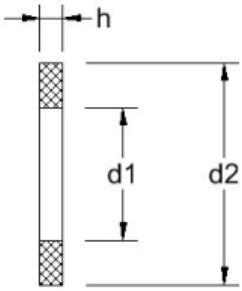

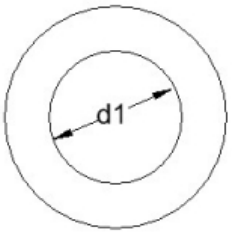

Material grades: A2: ●

d2	0.078	0.093	0.125	0.125	0.156	0.156	0.187	0.218	0.188	0.219	0.250	0.281	0.343	0.312	0.406	0.375	0.468
Thickness/d1	**0.187**	**0.250**	**0.250**	**0.312**	**0.312**	**0.375**	**0.375**	**0.437**	**0.438**	**0.500**	**0.562**	**0.625**	**0.687**	**0.750**	**0.812**	**0.875**	**0.921**
0.0200	●	●															
0.0220			●														
0.0320				●													
0.0370					●												
0.0510						●	●	●	●	●							
0.0650											●	●	●	●	●		●
0.0840																●	
0.0980																	
0.1090																	
0.1340																	
0.1500																	
0.1640																	

CLICK HERE TO RETURN TO THE CONTENTS PAGE ❯

USA 800 SERIES FLAT WASHERS

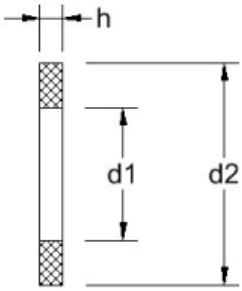

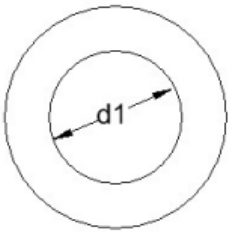

Material grades: A2: ●

d2	0.437	0.531	0.500	0.656	0.562	0.812	0.687	0.937	0.812	1.062	0.937	1.062					
Thickness/d1	**1.000**	**1.062**	**1.250**	**1.312**	**1.375**	**1.500**	**1.750**	**1.750**	**2.000**	**2.000**	**2.250**	**2.500**					
0.0200																	
0.0220																	
0.0320																	
0.0370																	
0.0510																	
0.0650																	
0.0840	●		●														
0.0980		●		●													
0.1090					●												
0.1340						●	●	●		●							
0.1500									●								
0.1640											●	●					

CLICK HERE TO RETURN TO THE CONTENTS PAGE ❯

THREADED ROD X 36"

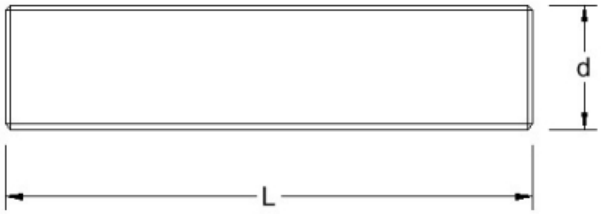

Material grades: A2:● A4: ▲

L	36	36	36	36	36	36	36	36	36	36	36	36	36	36	36	36	36
Length/dim	**2-56**	**4-40**	**5-40**	**6-32**	**6-40**	**8-32**	**10-24**	**10-32**	**12-24**	**1/4-20**	**1/4-28**	**5/16-18**	**5/16-24**	**3/8-16**	**3/8-24**	**7/16-14**	**7/16-20**
3FT	●▲	●▲	●▲	●▲	●▲	●▲	●▲	●▲	●	●▲	●▲	●▲	●▲	●▲	●▲	●▲	●▲

CLICK HERE TO RETURN TO THE CONTENTS PAGE ❯

THREADED ROD X 36"

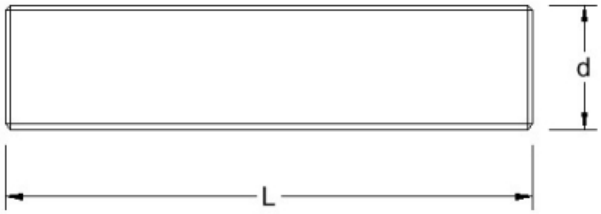

Material grades: A2:● A4: ▲

L	36	36	36	36	36	36	36	36	36	36	36	36					
Length/dim	**1/2-13**	**1/2-20**	**9/16-12**	**9/16-18**	**5/8-11**	**5/8-18**	**3/4-10**	**3/4-16**	**7/8-9**	**7/8-14**	**1-8**	**1-12**					
3FT	●▲	●▲	●▲	●▲	●▲	●▲	●▲	●▲	●▲	●▲	●▲	●▲					

CLICK HERE TO RETURN TO THE CONTENTS PAGE ❯

TX PAN MACHINE SCREWS

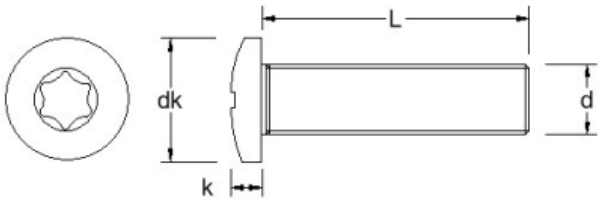

Material grades: A2:●

dk (Max)	0.219	0.270	0.322	0.373	0.373	0.492	0.615	0.740
k (Max)	0.080	0.097	0.115	0.133	0.133	0.175	0.218	0.261
Length/dim	**4-40**	**6-32**	**8-32**	**10-24**	**10-32**	**1/4-20**	**5/16-18**	**3/8-16**
1/4	●	●	●					
5/16	●							
3/8	●	●	●					
1/2	●	●	●	●	●	●		
3/4		●	●	●	●	●	●	●
1		●	●	●	●	●	●	●
1.1/4				●	●	●	●	●
1.1/2				●	●	●		●

CLICK HERE TO RETURN TO THE CONTENTS PAGE ❯

TX COUNTERSUNK MACHINE SCREWS

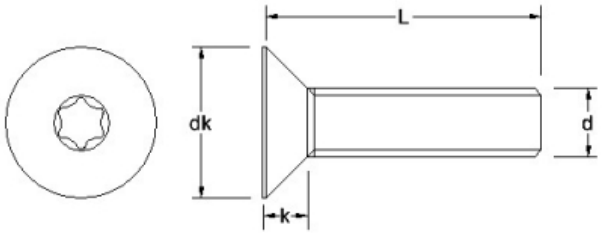

Material grades: A2:●

dk (Max)	0.212	0.262	0.312	0.362	0.362	0.477
k	0.067	0.083	0.100	0.116	0.116	0.153
Length/dim	**4-40**	**6-32**	**8-32**	**10-24**	**10-32**	**1/4-20**
1/4	●	●				
3/8	●	●	●			
1/2	●	●	●	●	●	●
3/4		●		●	●	●

CLICK HERE TO RETURN TO THE CONTENTS PAGE ❯

PIN TX BUTTON SCREWS

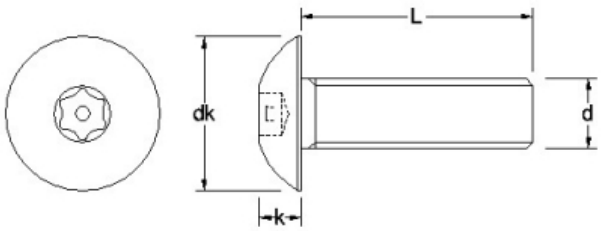

Material grades: A2:●

dk (Max)	0.213	0.262	0.312	0.361	0.361	0.437	0.547	0.656
k (Max)	0.059	0.073	0.087	0.101	0.101	0.132	0.166	0.199
Length/dim	**4-40**	**6-32**	**8-32**	**10-24**	**10-32**	**1/4-20**	**5/16-18**	**3/8-16**
1/4	●	●	●	●				
3/8	●	●	●	●	●			
1/2	●	●	●	●	●	●		
5/8			●	●	●	●		
3/4		●	●	●	●	●	●	●
1		●	●	●	●	●	●	●
1.1/4			●	●	●	●	●	●
1.1/2				●	●	●	●	●
2						●		

CLICK HERE TO RETURN TO THE CONTENTS PAGE ❯

PIN TX COUNTERSUNK SCREWS



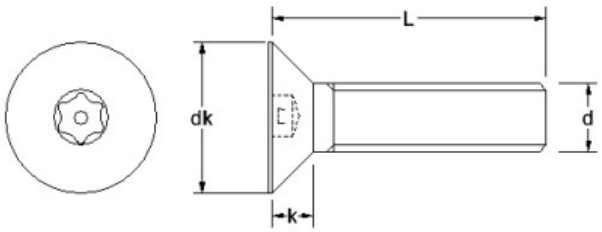

Material grades: A2:●

dk (Max)	0.307	0.359	0.411	0.411	0.531
k (Max)	0.097	0.112	0.127	0.127	0.161
Length/dim	**6-32**	**8-32**	**10-24**	**10-32**	**1/4-20**
3/8	●	●			
1/2	●	●	●	●	●
3/4	●	●	●	●	●
1	●	●	●	●	●
1.1/2					●

CLICK HERE TO RETURN TO THE CONTENTS PAGE ❯

PIN HEX BUTTON SCREWS

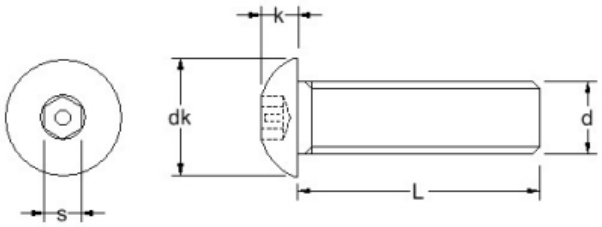

Material grades: A2:●

dk (Max)	0.262	0.312	0.361	0.361	0.437	0.547	0.656
k (Max)	0.073	0.087	0.101	0.101	0.132	0.166	0.199
s	1/8	1/8	5/32	5/32	5/32	3/16	7/32

Length/dim	6-32	8-32	10-24	10-32	1/4-20	5/16-18	3/8-16
1/4	●		●	●			
3/8	●	●	●	●			
1/2	●	●	●	●	●	●	●
5/8			●	●	●		
3/4	●	●	●	●	●	●	●
1	●	●	●	●	●	●	●
1.1/4			●	●	●	●	●
1.1/2		●	●	●	●	●	●
1.3/4							●
2			●	●	●	●	●
2.1/4							●
2.1/2							●
2.3/4							●
3							●
3.1/4							●
4							●

CLICK HERE TO RETURN TO THE CONTENTS PAGE ❯

PIN HEX COUNTERSUNK SCREWS

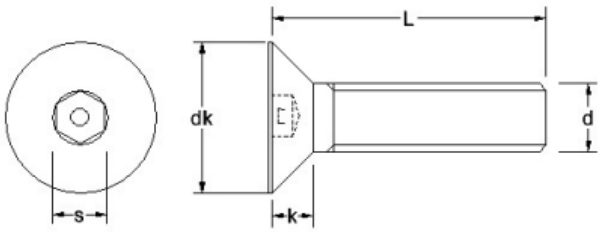

Material grades: A2:●

dk (Max)	0.307	0.359	0.411	0.411	0.531	0.656	0.781
k (Max)	0.097	0.112	0.127	0.127	0.161	0.198	0.234
s	1/8	1/8	5/32	5/32	5/32	3/16	7/32
Length/dim	**6-32**	**8-32**	**10-24**	**10-32**	**1/4-20**	**5/16-18**	**3/8-16**
3/8	●	●	●	●			
1/2	●	●	●	●	●	●	
3/4	●	●	●	●	●	●	●
1		●	●	●	●	●	●
1.1/4					●		
1.1/2			●	●	●		

CLICK HERE TO RETURN TO THE CONTENTS PAGE ❯

SOCKET SHOULDER SCREWS

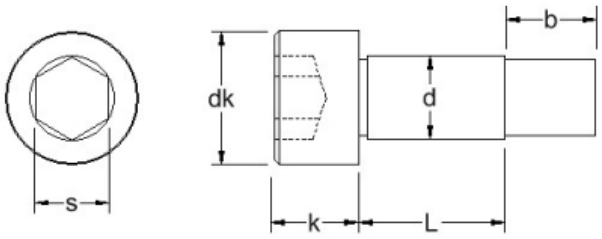

Material grades: A2:● 416:◆

b	5/32	3/16	3/16	3/8	1/4	7/16	7/16	1/2	5/8
dk	1/4	9/32	5/16	3/8	3/8	7/16	9/16	9/16	3/4
k	1/8	1/8	5/32	3/16	3/16	7/32	1/4	1/4	5/16
s	5/64	3/32	3/32	1/8	1/8	5/32	3/16	3/16	1/4
Thread	4-40	6-32	8-32	10-24	10-32	1/4-20	1/4-20	5/16-18	3/8-16

Length/d	1/8	5/32	3/16	1/4	1/4	5/16	3/8	3/8	1/2
1/8	●◆	●◆	●◆	●◆	●◆				
3/16	●◆	●◆	●◆	●◆	●◆				
1/4	●◆	●◆	●◆	●◆	●◆	●◆			
5/16	●◆	●◆	●◆	●◆	●◆	●◆	●◆	●◆	
3/8	●◆	●◆	●◆	●◆	●◆	●◆	●◆	●◆	
7/16	●◆	●◆							
1/2	●◆	●◆	●◆	●◆	●◆	●◆	●◆	●◆	●◆
5/8			●◆	●◆	●◆	●◆	●◆	●◆	●◆
3/4			●◆	●◆	●◆	●◆	●◆	●◆	●◆
1			●◆	●◆	●◆	●◆	●◆	●◆	●◆
1.1/4			●◆	●◆	●◆	●◆	●◆	●◆	●◆
1.1/2			●◆	●◆	●◆	●◆	●◆	●◆	●◆

CLICK HERE TO RETURN TO THE CONTENTS PAGE ❯

KNURLED SOCKET SHOULDER SCREWS

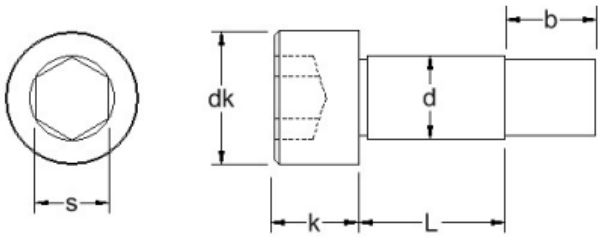

Material grades: A2:● A4: ▲

b	5/32	3/16	3/16	3/16	3/8	1/4	7/16	3/4	1/2	5/8	3/4	7/8	1	1.1/8	1.1/2	
dk	1/4	9/32	5/16	5/16	3/8	3/8	7/16	9/16	9/16	3/4	7/8	1	1.5/16	1.3/4	2.1/8	
k	1/8	1/8	5/32	5/32	3/16	3/16	7/32	1/4	1/4	5/16	3/8	1/2	5/8	3/4	1	
s	5/64	3/32	3/32	3/16	1/8	1/8	5/32	3/16	3/16	1/4	5/16	3/8	1/2	5/8	7/8	
Thread	4-40	6-32	8-32	8-32	10-24	10-32	1/4-20	1/4-20	5/16-18	3/8-16	1/2-13	5/8-11	3/4-10	7/8-9	1.1/8-7	

Length/d	1/8	5/32	3/16	7/32	1/4	1/4	5/16	3/8	3/8	1/2	5/8	3/4	1	1.1/4	1.1/2		
1/8	●▲	●▲	●▲	●▲	●▲	●▲	●▲										
5/32	●▲	●▲	●▲	●▲	●▲	●▲	●▲										
3/16	●▲	●▲	●▲	●▲	●▲	●▲	●▲	●▲	●▲								
7/32	●▲	●▲	●▲	●▲	●▲	●▲	●▲	●▲	●▲								
1/4	●▲	●▲	●▲	●▲	●▲	●▲	●▲	●▲	●▲	●▲	●▲						
9/32	●▲	●▲	●▲	●▲	●▲	●▲	●▲	●▲	●▲								
5/16	●▲	●▲	●▲	●▲	●▲	●▲	●▲	●▲	●▲	●▲	●▲						
11/32	●▲	●▲	●▲	●▲	●▲	●▲	●▲	●▲	●▲								
3/8	●▲	●▲	●▲	●▲	●▲	●▲	●▲	●▲	●▲	●▲	●▲						
13/32	●▲	●▲	●▲	●▲	●▲	●▲	●▲	●▲	●▲								
7/16	●▲	●▲	●▲	●▲	●▲	●▲	●▲	●▲	●▲	●▲	●▲						
15/32	●▲	●▲	●▲	●▲	●▲	●▲	●▲	●▲	●▲								
1/2	●▲	●▲	●▲	●▲	●▲	●▲	●▲	●▲	●▲	●▲	●▲	●▲	●▲				
9/16	●▲	●▲	●▲	●▲	●▲	●▲	●▲	●▲	●▲								
5/8	●▲	●▲	●▲	●▲	●▲	●▲	●▲	●▲	●▲	●▲	●▲	●▲	●▲				

CLICK HERE TO RETURN TO THE CONTENTS PAGE ❯

KNURLED SOCKET SHOULDER SCREWS

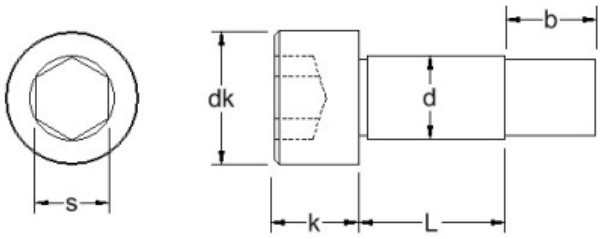

Material grades: A2:● A4: ▲

b	5/32	3/16	3/16	3/16	3/8	1/4	7/16	3/4	1/2	5/8	3/4	7/8	1	1.1/8	1.1/2	
dk	1/4	9/32	5/16	5/16	3/8	3/8	7/16	9/16	9/16	3/4	7/8	1	1.5/16	1.3/4	2.1/8	
k	1/8	1/8	5/32	5/32	3/16	3/16	7/32	1/4	1/4	5/16	3/8	1/2	5/8	3/4	1	
s	5/64	3/32	3/32	3/16	1/8	1/8	5/32	3/16	3/16	1/4	5/16	3/8	1/2	5/8	7/8	
Thread	4-40	6-32	8-32	8-32	10-24	10-32	1/4-20	1/4-20	5/16-18	3/8-16	1/2-13	5/8-11	3/4-10	7/8-9	1.1/8-7	

Length/d	1/8	5/32	3/16	7/32	1/4	1/4	5/16	3/8	3/8	1/2	5/8	3/4	1	1.1/4	1.1/2	
11/16	●▲	●▲	●▲	●▲	●▲	●▲	●▲	●▲	●▲							
3/4	●▲	●▲	●▲	●▲	●▲	●▲	●▲	●▲	●▲	●▲	●▲	●▲	●▲			
13/16	●▲	●▲	●▲	●▲	●▲	●▲	●▲	●▲	●▲							
7/8	●▲	●▲	●▲	●▲	●▲	●▲	●▲	●▲	●▲	●▲	●▲					
15/16	●▲	●▲	●▲	●▲	●▲	●▲	●▲	●▲	●▲							
1	●▲	●▲	●▲	●▲	●▲	●▲	●▲	●▲	●▲	●▲	●▲	●▲	●▲	●▲	●▲	
1.1/8	●▲	●▲	●▲	●▲	●▲	●▲	●▲	●▲	●▲							
1.1/4	●▲	●▲	●▲	●▲	●▲	●▲	●▲	●▲	●▲	●▲	●▲	●▲	●▲	●▲	●▲	
1.3/8	●▲	●▲	●▲	●▲	●▲	●▲	●▲	●▲	●▲							
1.1/2	●▲	●▲	●▲	●▲	●▲	●▲	●▲	●▲	●▲	●▲	●▲	●▲	●▲	●▲	●▲	
1.5/8	●▲	●▲	●▲	●▲	●▲	●▲	●▲	●▲	●▲							
1.3/4	●▲	●▲	●▲	●▲	●▲	●▲	●▲	●▲	●▲	●▲	●▲	●▲	●▲	●▲	●▲	
1.7/8	●▲	●▲	●▲	●▲	●▲	●▲	●▲	●▲	●▲							
2	●▲	●▲	●▲	●▲	●▲	●▲	●▲	●▲	●▲	●▲	●▲	●▲	●▲	●▲	●▲	
2.1/4			●▲	●▲	●▲	●▲	●▲	●▲	●▲	●▲	●▲	●▲	●▲			

CLICK HERE TO RETURN TO THE CONTENTS PAGE ❯

KNURLED SOCKET SHOULDER SCREWS

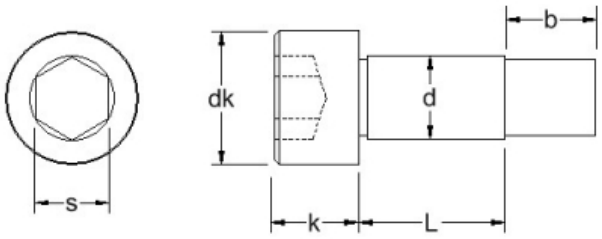

Material grades: A2:● A4: ▲

b	5/32	3/16	3/16	3/16	3/8	1/4	7/16	3/4	1/2	5/8	3/4	7/8	1	1.1/8	1.1/2		
dk	1/4	9/32	5/16	5/16	3/8	3/8	7/16	9/16	9/16	3/4	7/8	1	1.5/16	1.3/4	2.1/8		
k	1/8	1/8	5/32	5/32	3/16	3/16	7/32	1/4	1/4	5/16	3/8	1/2	5/8	3/4	1		
s	5/64	3/32	3/32	3/16	1/8	1/8	5/32	3/16	3/16	1/4	5/16	3/8	1/2	5/8	7/8		
Thread	4-40	6-32	8-32	8-32	10-24	10-32	1/4-20	1/4-20	5/16-18	3/8-16	1/2-13	5/8-11	3/4-10	7/8-9	1.1/8-7		
Length/d	**1/8**	**5/32**	**3/16**	**7/32**	**1/4**	**1/4**	**5/16**	**3/8**	**3/8**	**1/2**	**5/8**	**3/4**	**1**	**1.1/4**	**1.1/2**		
2.1/2			●▲	●▲	●▲	●▲	●▲	●▲	●▲	●▲	●▲	●▲	●▲	●▲	●▲		
2.3/4					●▲	●▲	●▲	●▲	●▲	●▲	●▲	●▲	●▲				
3					●▲	●▲	●▲	●▲	●▲	●▲	●▲	●▲	●▲	●▲	●▲		
3.1/4								●▲	●▲	●▲	●▲	●▲	●▲				
3.1/2					●▲	●▲	●▲	●▲	●▲	●▲	●▲	●▲	●▲	●▲			
3.3/4								●▲	●▲	●▲	●▲	●▲	●▲				
4					●▲	●▲	●▲	●▲	●▲	●▲	●▲	●▲	●▲	●▲			
4.1/4										●▲	●▲	●▲	●▲				
4.1/2					●▲	●▲	●▲	●▲	●▲	●▲	●▲	●▲	●▲				
4.3/4										●▲	●▲	●▲	●▲				
5					●▲	●▲	●▲	●▲	●▲	●▲	●▲	●▲	●▲				
5.1/2							●▲	●▲	●▲	●▲	●▲	●▲	●▲				
6							●▲	●▲	●▲	●▲	●▲	●▲	●▲				
6.1/2								●▲	●▲	●▲	●▲	●▲	●▲				
7								●▲	●▲	●▲	●▲	●▲	●▲				

CLICK HERE TO RETURN TO THE CONTENTS PAGE ❯

KNURLED SOCKET SHOULDER SCREWS

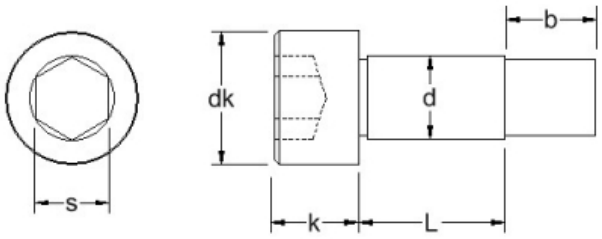

Material grades: A2:● A4: ▲

b	5/32	3/16	3/16	3/16	3/8	1/4	7/16	3/4	1/2	5/8	3/4	7/8	1	1.1/8	1.1/2		
dk	1/4	9/32	5/16	5/16	3/8	3/8	7/16	9/16	9/16	3/4	7/8	1	1.5/16	1.3/4	2.1/8		
k	1/8	1/8	5/32	5/32	3/16	3/16	7/32	1/4	1/4	5/16	3/8	1/2	5/8	3/4	1		
s	5/64	3/32	3/32	3/16	1/8	1/8	5/32	3/16	3/16	1/4	5/16	3/8	1/2	5/8	7/8		
Thread	4-40	6-32	8-32	8-32	10-24	10-32	1/4-20	1/4-20	5/16-18	3/8-16	1/2-13	5/8-11	3/4-10	7/8-9	1.1/8-7		
Length/d	**1/8**	**5/32**	**3/16**	**7/32**	**1/4**	**1/4**	**5/16**	**3/8**	**3/8**	**1/2**	**5/8**	**3/4**	**1**	**1.1/4**	**1.1/2**		
7.1/2								●▲	●▲	●▲	●▲	●▲	●▲				
8								●▲	●▲	●▲	●▲	●▲	●▲				

CLICK HERE TO RETURN TO THE CONTENTS PAGE ❯

LOW HEAD SOCKET SHOULDER SCREWS

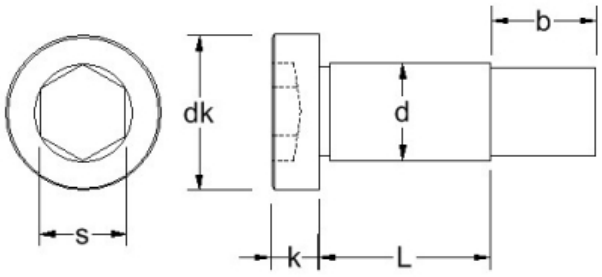

Material grades: A2:● A4: ▲

b	1/8	5/32	3/16	3/16	1/4	7/16	1/2
dk	3/16	1/4	9/32	5/16	3/8	7/16	9/16
k	1/16	3/32	5/64	7/64	1/8	1/8	3/32
s	5/64	5/64	3/32	3/32	1/8	5/32	3/16
Thread	2-56	4-40	6-32	8-32	10-32	1/4-20	5/16-18

Length/d	3/32	1/8	5/32	3/16	1/4	5/16	3/8
1/16	●▲	●▲					
3/32	●▲	●▲					
1/8	●▲	●▲	●▲	●▲	●▲	●▲	
5/32	●▲	●▲					
3/16	●▲	●▲	●▲	●▲	●▲		
1/4	●▲	●▲	●▲	●▲	●▲	●▲	●▲
5/16	●▲	●▲	●▲	●▲	●▲		
3/8	●▲	●▲	●▲	●▲	●▲	●▲	●▲
1/2		●▲		●▲	●▲	●▲	●▲
5/8				●▲	●▲	●▲	●▲
3/4				●▲	●▲	●▲	●▲
1				●▲	●▲	●▲	●▲

CLICK HERE TO RETURN TO THE CONTENTS PAGE ❯

ULTRA LOW HEAD SOCKET SHOULDER SCREWS

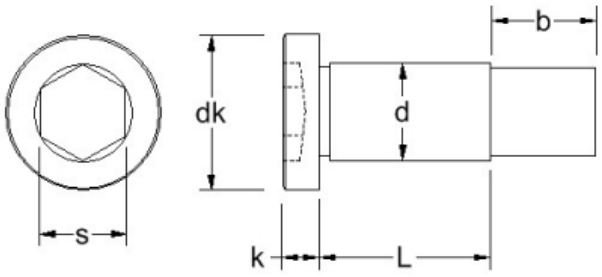

Material grades: A4: ▲

b	1/8	5/32	3/16	3/16	1/4
dk	3/16	1/4	9/32	5/16	3/8
k	1/32	3/64	3/64	3/64	1/16
s	5/64	5/64	3/32	3/32	1/8
Thread	2-56	4-40	6-32	8-32	10-32

Length/d	3/32	1/8	5/32	3/16	1/4
1/8	▲	▲	▲	▲	
3/16	▲	▲	▲	▲	
1/4	▲	▲	▲	▲	▲
5/16		▲	▲	▲	▲
3/8	▲	▲	▲	▲	▲
1/2		▲	▲	▲	▲
5/8				▲	▲
3/4				▲	▲
1				▲	▲

CLICK HERE TO RETURN TO THE CONTENTS PAGE ❯

TX SHOULDER SCREWS

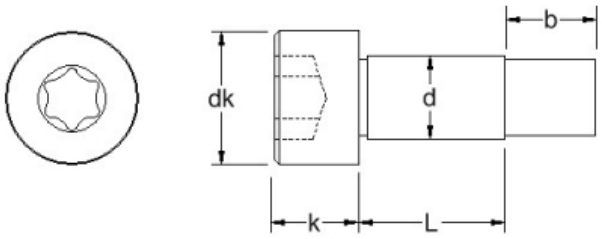

Material grades: A2:● A4: ▲

b	5/32	3/16	1/4
dk	1/4	5/16	3/8
k	1/8	5/32	3/16
T Drive	T10	T25	T30
Thread	4-40	8-32	10-32

Length/d	1/8	3/16	1/4
1/8	●▲	●▲	●▲
3/16	●▲	●▲	●▲
1/4	●▲	●▲	●▲
5/16	●▲	●▲	●▲
3/8	●▲	●▲	●▲
1/2	●▲	●▲	●▲
5/8		●▲	●▲
3/4		●▲	●▲
1		●▲	●▲

CLICK HERE TO RETURN TO THE CONTENTS PAGE ❯

SLOTTED SHOULDER SCREWS

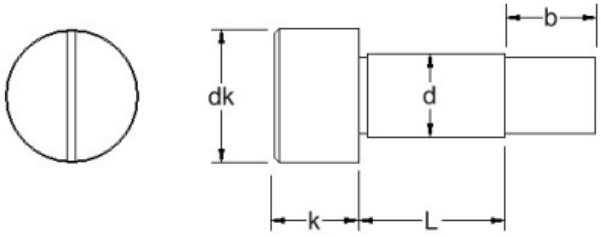

Material grades: A2:●

b	5/32	3/16	3/16	3/8	1/4	7/16	7/16	1/2	5/8
dk	1/4	9/32	5/16	3/8	3/8	7/16	9/16	9/16	3/4
k	1/8	1/8	5/32	3/16	3/16	7/32	1/4	1/4	5/16
Thread	4-40	6-32	8-32	10-24	10-32	1/4-20	1/4-20	5/16-18	3/8-16

Length/d	1/8	5/32	3/16	1/4	1/4	5/16	3/8	3/8	1/2
1/8	●	●	●	●	●				
3/16	●	●	●	●	●				
1/4	●	●	●	●	●	●			
5/16	●	●	●	●	●	●	●	●	
3/8	●	●	●	●	●	●	●	●	
7/16	●								
1/2	●	●	●	●	●	●	●	●	●
5/8			●	●	●	●	●	●	●
3/4			●	●	●	●	●	●	●
1			●	●	●	●	●	●	●
1.1/4			●	●	●	●	●	●	●
1.1/2			●	●	●	●	●	●	●

CLICK HERE TO RETURN TO THE CONTENTS PAGE ❯

LOW HEAD SLOTTED SHOULDER SCREWS

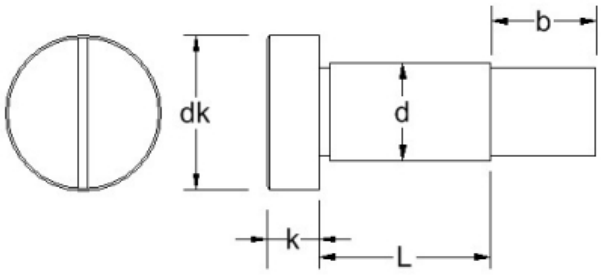

Material grades: A2:● A4: ▲

b	1/8	5/32	3/16	3/16	1/4	7/16	1/2
dk	3/16	1/4	9/32	5/16	3/8	7/16	9/16
k	1/16	3/32	5/64	7/64	1/8	1/8	3/32
Thread	2-56	4-40	6-32	8-32	10-32	1/4-20	5/16-18

Length/d	3/32	1/8	5/32	3/16	1/4	5/16	3/8
1/16	●▲	●▲					
3/32	●▲	●▲					
1/8	●▲	●▲	●▲	●▲	●▲	●▲	
5/32	●▲	●▲					
3/16	●▲	●▲	●▲	●▲	●▲		
1/4	●▲	●▲	●▲	●▲	●▲	●▲	●▲
5/16	●▲	●▲	●▲	●▲	●▲		
3/8	●▲	●▲	●▲	●▲	●▲	●▲	●▲
1/2		●▲		●▲	●▲	●▲	●▲
5/8				●▲	●▲	●▲	●▲
3/4				●▲	●▲	●▲	●▲
1				●▲	●▲	●▲	●▲

CLICK HERE TO RETURN TO THE CONTENTS PAGE ❯

ULTRA LOW HEAD SLOTTED SHOULDER SCREWS

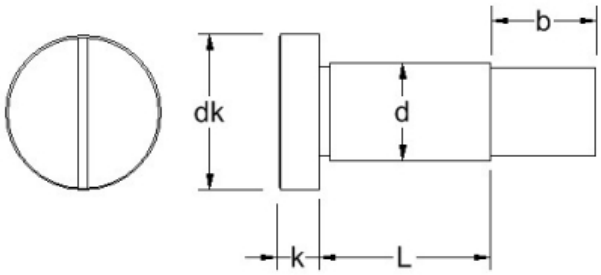

Material grades: A4: ▲

b	1/8	5/32	3/16	3/16	1/4
dk	3/16	1/4	9/32	5/16	3/8
k	1/32	3/64	3/64	3/64	1/16
Thread	2-56	4-40	6-32	8-32	10-32

Length/d	3/32	1/8	5/32	3/16	1/4
1/8	▲	▲	▲	▲	
3/16	▲	▲	▲	▲	
1/4	▲	▲	▲	▲	▲
5/16	▲	▲	▲	▲	▲
3/8	▲	▲	▲	▲	▲
1/2		▲	▲	▲	▲
5/8				▲	▲
3/4				▲	▲
1				▲	▲

CLICK HERE TO RETURN TO THE CONTENTS PAGE ❯

BUMAX HEXAGON SET SCREWS ANSI B18.2.1

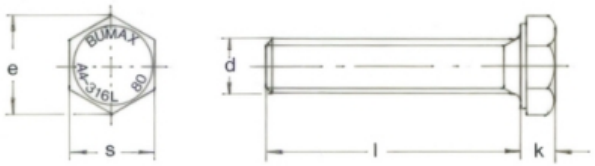

Material grades: BUMAX 88:❖

k (Max)	0.163	0.211	0.243	0.627	0.403	0.483											
s (Max)	0.438	0.500	0.562	1.500	0.938	1.125											
T.P.I UNC	20	18	16	8	11	10											
Length/dim	**1/4-20**	**5/16-18**	**3/8-16**	**1/2-13**	**5/8-11**	**3/4-10**	**1-8**										
1/2	❖	❖															
5/8	❖	❖	❖														
3/4	❖	❖	❖														
7/8			❖														
1		❖	❖	❖	❖												
1.1/4				❖	❖	❖											
1.1/2				❖	❖	❖											
1.3/4					❖	❖											
2						❖	❖										
2.1/4							❖										
2.1/2							❖										

CLICK HERE TO RETURN TO THE CONTENTS PAGE ❯

BUMAX HEXAGON BOLTS ANSI B18.2.1

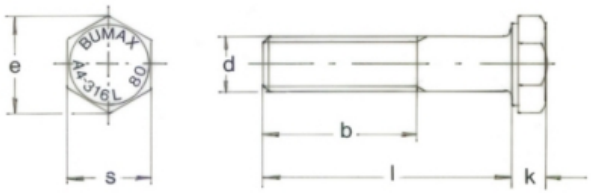

Material grades: BUMAX 88:❖

k (Max)	0.163	0.211	0.243	0.323	0.403	0.483	0.563	0.627
s (Max)	0.438	0.500	0.562	0.750	0.938	1.125	1.312	1.500
Length/dim	**1/4-20**	**5/16-18**	**3/8-16**	**1/2-13**	**5/8-11**	**3/4-10**	**7/8-9**	**1-8**
1	❖							
1.1/4	❖	❖	❖					
1.1/2	❖	❖	❖					
1.3/4	❖	❖	❖	❖				
2	❖	❖	❖	❖	❖			
2.1/4			❖	❖	❖	❖		
2.1/2	❖	❖	❖	❖	❖	❖	❖	
2.3/4			❖	❖	❖	❖	❖	
3	❖	❖	❖	❖	❖	❖	❖	❖
3.1/4			❖	❖	❖	❖	❖	❖
3.1/2		❖	❖	❖	❖	❖		❖
4		❖	❖	❖	❖	❖	❖	❖
4.1/2			❖	❖	❖	❖	❖	❖
5			❖	❖	❖	❖	❖	❖
5.1/2				❖	❖	❖		❖
6			❖	❖	❖	❖	❖	❖
6.1/2						❖		❖
7						❖		

CLICK HERE TO RETURN TO THE CONTENTS PAGE ❯

BUMAX HEXAGON FULL NUTS ANSI B18.2.2

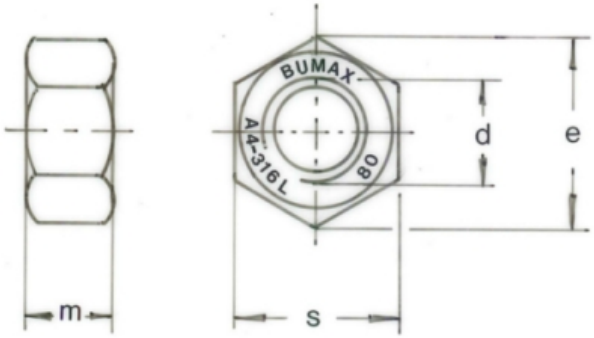

Material grades: BUMAX 88:❖

e	s x 1.15	s x 1.15	s x 1.15	s x 1.15	s x 1.15	s x 1.15	s x 1.15										
m (Max)	0.226	0.273	0.337	0.887	0.559	0.665	0.776										
s (Max)	0.438	0.500	0.562	1.500	0.938	1.125	1.312										
T.P.I UNC	20	18	16	8	11	10	9										
Length/dim	**1/4-20**	**5/16-18**	**3/8-16**	**1/2-13**	**5/8-11**	**3/4-10**	**7/8-9**	**1-8**									
	❖	❖	❖	❖	❖	❖	❖	❖									

CLICK HERE TO RETURN TO THE CONTENTS PAGE ❯

BUMAX FLAT WASHERS ANSI B18.22.1 200HV

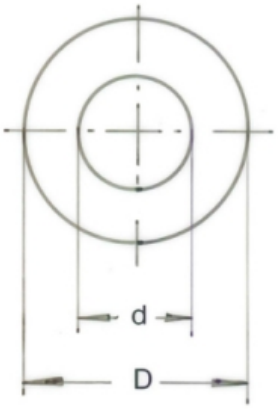

Material grades: BUMAX 88:❖

D	0.625	0.750	0.875	1.250	1.500	1.875	2.00	2.00									
d	0.281	0.343	0.406	0.531	0.687	0.812	0.937	1.062									
t	0.050	0.050	0.050	0.062	0.078	0.109	0.109	0.125									
Length/dim	**1/4**	**5/16**	**3/8**	**1/2**	**5/8**	**3/4**	**7/8**	**1**									
	❖	❖	❖	❖	❖	❖	❖	❖									

CLICK HERE TO RETURN TO THE CONTENTS PAGE ❯

BUMAX SOCKET CAP SCREWS ANSI B18.3

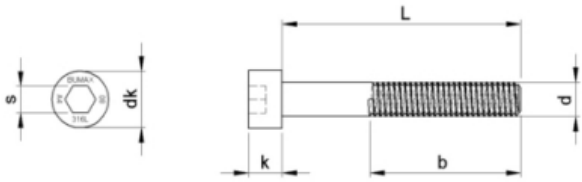

Material grades: BUMAX 88:❖

b	1.00 - 1.50	1.12 - 1.71	1.25 - 1.94	2.50 - 4.12	1.75 - 2.82	2.00 - 3.25	2.25 - 3.69									
dk (Max)	0.375	0.469	0.562	1.500	0.938	1.125	1.312									
k (Max)	0.250	0.312	0.375	1.000	0.625	0.750	0.875									
s	3/16	1/4	5/16	3/4	1/2	5/8	3/4									
T.P.I UNC	20	18	16	8	11	10	9									
t (Min)	0.120	0.151	0.182	0.495	0.307	0.370	0.432									
Length/dim	**1/4-20**	**5/16-18**	**3/8-16**	**1/2-13**	**5/8-11**	**3/4-10**	**7/8-9**	**1-8**								
1/2	❖	❖														
5/8	❖	❖														
3/4	❖	❖	❖													
7/8	❖	❖	❖													
1	❖	❖	❖	❖												
1.1/4	❖	❖	❖	❖	❖											
1.1/2	❖	❖	❖	❖	❖											
1.3/4			❖		❖											
2		❖	❖	❖	❖	❖	❖	❖								
2.1/4				❖	❖											
2.1/2			❖	❖	❖	❖										
3				❖	❖	❖	❖	❖								
4					❖		❖	❖								

CLICK HERE TO RETURN TO THE CONTENTS PAGE ❯